

HINIKER 5600 SERIES WINDROW SHREDDER PARTS BOOK

FOR SERIES 5600, 5610, 5620, AND 5630
MODEL YEAR 1994 -

SECTION 1	MODEL 5600
SECTION 2	MODEL 5610/5610L
SECTION 3	MODEL 5620/5620H/5620HD/5620HL/5620HLI
SECTION 4	MODEL 5620HH/5621
SECTION 5	MODEL 5630/5630H/5630HL/5631

PARTS

It is the policy of Hiniker Company to constantly improve its products whenever it is practical to do so.

Hiniker Company must therefore reserve the right to redesign or change its equipment or component parts thereof without incurring the obligation to install or furnish such changes on the equipment previously delivered.

INSTRUCTIONS FOR ORDERING PARTS

1. The reference numbers (Ref. No.) in the illustrations correspond to the same reference numbers (Ref. No.) in the description list. An assembly having a part number can be ordered. All other parts must be ordered individually. The quantity in the (Qty.) column is the number of parts used in this area of the machine. The term "A/R" for number required indicates "as required" where the quantity may vary. Order all parts by their part number and description. Do not use the reference number (Ref. No.).
2. All references to left and right, front and rear apply to the machine as viewed from the rear of the machine, facing forward in the direction of travel.
3. Always mention the identification number of the model and serial numbers found on the name plate of the unit on which the part is to be used. Much delay and confusion can be avoided when correct numbers are specified on parts order and correspondence.

HINIKER COMPANY
58766 240th St.
P.O. BOX 3407
MANKATO, MN 56002-3407 USA
Phone: (800) 433-5620
Fax: (800) 637-3991
e-mail: hiniker@hiniker.com

SECTION 1

MODEL 5600

PTO COMPONENTS

PAGE 2	1 3/8-21 1000 RPM CV PTO (YELLOW SHIELDS)
PAGE 3	1 3/4-20 1000 RPM CV PTO (YELLOW SHIELDS)
PAGE 4	1 3/8-21 1000 RPM CV PTO (BLACK SHIELDS)
PAGE 5	1 3/4-20 1000 RPM CV PTO (BLACK SHIELDS)
PAGE 6	OVERRUNNING CLUTCH, 1000 RPM

GEARBOX

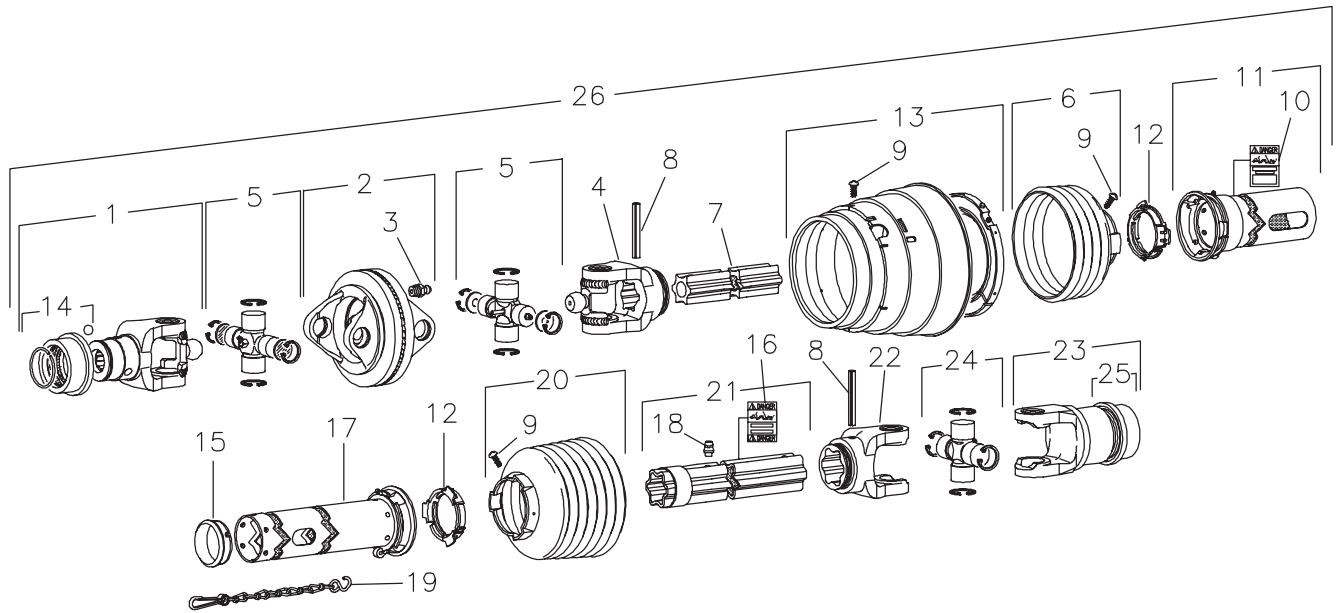
PAGE 7	GEARBOX ASSEMBLY, 1000 RPM
--------	----------------------------

WINDROW SHREDDER COMPONENTS

PAGE 8	TRAIL HITCH ASSEMBLY WITH STAND
PAGE 9	FRONT DRIVE LINE ASSEMBLY (5600-0001-100 TO 5600-0076-101)
PAGE 10-11	FRONT DRIVE LINE ASSEMBLY (5600-0077-102 TO 5600-0218-104)
PAGE 12-13	ROTOR AND DRIVE ASSEMBLY (5600-0001-100 TO 5600-0076-101)
PAGE 14-15	ROTOR AND DRIVE ASSEMBLY (5600-0077-102 TO 5600-0218-104)
PAGE 16-17	AUGER AND DRIVE ASSEMBLY (5600-0001-100 TO 5600-0076-101)
PAGE 18-19	AUGER AND DRIVE ASSEMBLY (5600-0077-102 TO 5600-0218-104)
PAGE 20	CHUTE ASSEMBLY (5600-0001-100 TO 5600-0076-101)
PAGE 21	CHUTE ASSEMBLY (5600-0077-102 TO 5600-0218-104)
PAGE 22	CUP KNIFE ASSEMBLY (5600-0001-100 TO 5600-0076-101)
PAGE 23	CUP KNIFE ASSEMBLY (5600-0077-102 TO 5600-0218-104)
PAGE 24	IDLER ASSEMBLY
PAGE 24	SMV SIGN ASSEMBLY
PAGE 25	TIRE, RIM, AND WHEEL LEG ASSEMBLY (5600-0001-100 TO 5600-0076-101)
PAGE 26	WHEEL AND LEG ASSEMBLY (5600-0077-102 TO 5600-0218-104)
PAGE 27	RATCHET JACK ASSEMBLY
PAGE 27	SAFETY CHAIN
PAGE 27	OPERATOR MANUAL

HINIKER 5600 SERIES WINDROW SHREDDER

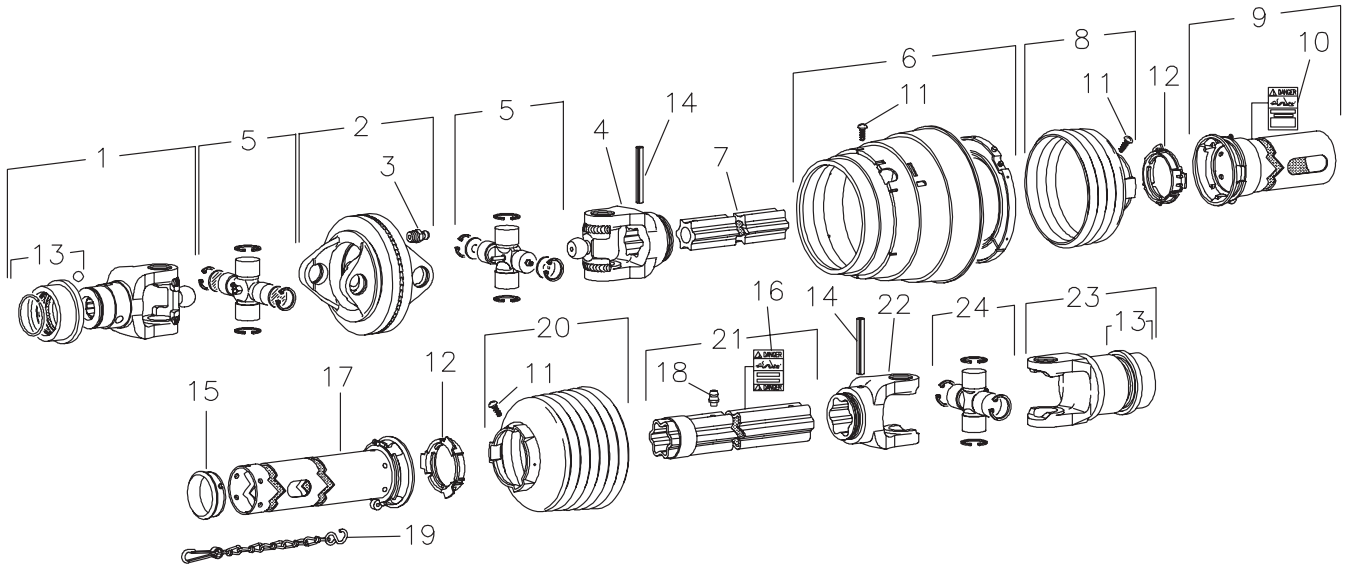
1 3/8-21 1000 RPM CV PTO (YELLOW SHIELDS)



DWG. NO. 2518

REF. NO.	PART NUMBER	DESCRIPTION	QTY.	REF. NO.	PART NUMBER	DESCRIPTION	QTY.
1	520-03119	Yoke 1 3/8-21 Spline	1	14	520-03141	Collar Kit	1
2	520-03120	Double Yoke	1	15	520-03136	Support Bearing	1
3	520-03121	Grease Zerk	1	16	520-03139	Inner Decal	1
4	520-03122	Inboard Yoke	1	17	520-03131	Inner Shield	1
5	520-03123	Cross & Bearing Kit	2	18	520-03140	Grease Zerk	1
6	520-03133	Shield Cone 3 Rib	1	19	520-03137	Safety Chain	1
7	520-03125	Inner Profile	1	20	520-03134	Shield Cone 7 Rib	1
8	520-03124	Spring Pin	2	21	520-03126	Profile & Sleeve Weldment	1
9	520-03135	Screw	8	22	520-03127	Inboard Yoke	1
10	520-03138	Outer Decal	1	23	520-03118	Overrunning Clutch	1
11	520-03130	Outer Shield	1	24	520-03128	Cross & Bearing Kit	1
12	520-03129	Bearing Ring	2	25	520-03142	Collar Kit	1
13	520-03132	CV Cone & Bearing Assembly	1	26	520-03115	Complete Front Half, 1 3/8-21 CV Assembly	1

1 3/4-20 1000 RPM CV PTO (YELLOW SHIELDS)

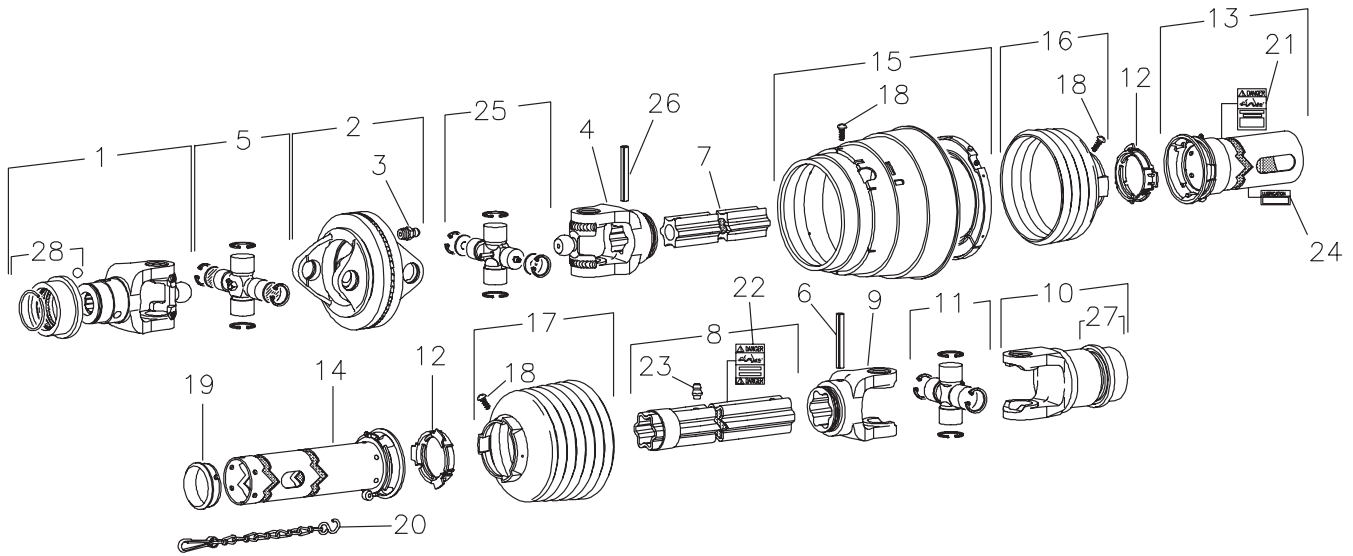


DWG. NO. 2671

REF. NO.	PART NUMBER	DESCRIPTION	QTY.	REF. NO.	PART NUMBER	DESCRIPTION	QTY.
1	520-03143	Yoke 1 3/4-20 Spline	1	13	520-03142	Collar Kit	2
2	520-03120	Double Yoke	1	14	520-03124	Spring Pin	2
3	520-03121	Grease Zerk	1	15	520-03136	Support Bearing	1
4	520-03122	Inboard Yoke	1	16	520-03139	Inner Decal	1
5	520-03123	Cross & Bearing Kit	2	17	520-03177	Inner Shield	1
6	520-03132	Cv Cone & Bearing Kit	1	18	520-03140	Grease Zerk	1
7	520-03144	Inner Profile	1	19	520-03137	Safety Chain	1
8	520-03133	Shield Cone, 3 Rib	1	20	520-03134	Shield Cone 7 Rib	1
9	520-03145	Outer Shield	1	21	520-03176	Profile & Sleeve Weldment	1
10	520-03138	Outer Decal	1	22	520-03127	Inboard Yoke	1
11	520-03125	Screw	8	23	520-03118	Overrunning Clutch	1
12	520-03129	Bearing Ring	2	24	520-03128	Cross & Bearing Kit	1

HINIKER 5600 SERIES WINDROW SHREDDER

1 3/8-21 1000 RPM CV PTO (BLACK SHIELDS)

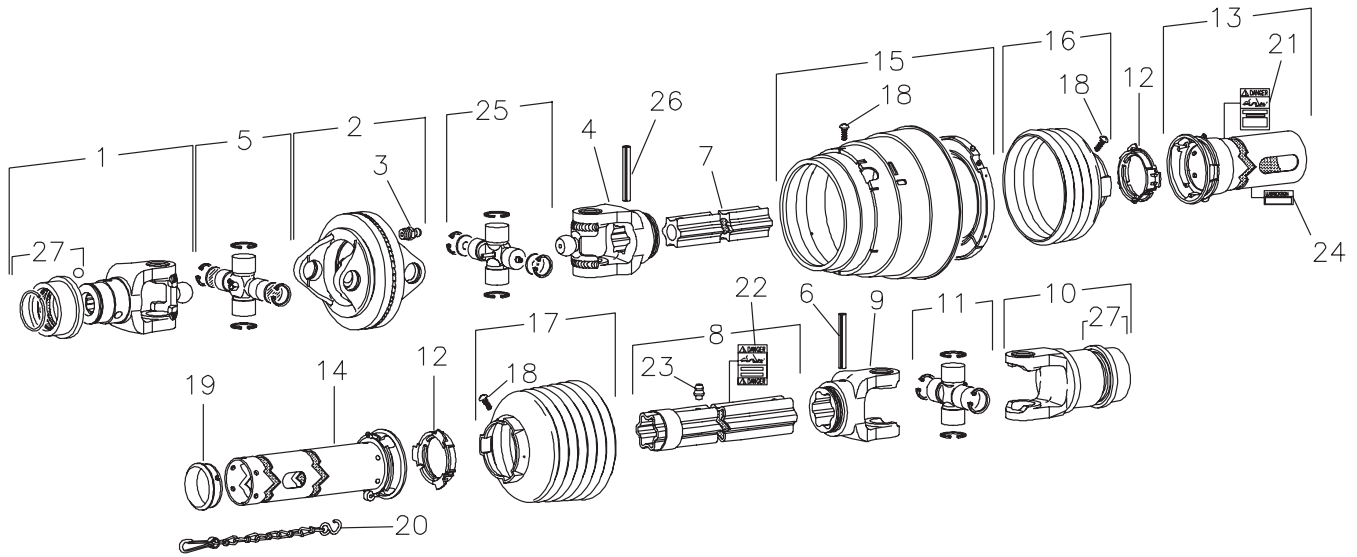


79202278 PTO 1 3/8-21 GKN 395564

DWG. NO. 5936

REF. NO.	PART NUMBER	DESCRIPTION	QTY.	REF. NO.	PART NUMBER	DESCRIPTION	QTY.
1	520-03119	Yoke, 1 3/8-21 Spline	1	15	52003233	CV Cone & Bearing Assembly	1
2	520-03120	Double Yoke	1	16	52003234	Shield Cone 4 Rib	1
3	520-03121	Grease Zerk	1	17	52003235	Shield Cone 7 Rib	1
4	52003230	Inboard Yoke S4	1	18	520-03135	Screw	8
5	520-03123	Cross & Bearing Kit	1	19	520-03136	Support Bearing	1
6	520-03124	Spring Pin 10 x 90	1	20	520-03137	Safety Chain	1
7	520-03144	Inner Profile	1	21	520-03138	Outer Decal	1
8	520-03176	Profile & Sleeve Weldment	1	22	520-03139	Inner Decal	1
9	520-03127	Inboard Yoke S5	1	23	520-03140	Grease Zerk	1
10	520-03118	Overrunning Clutch	1	24	52003236	Lubrication Decal	1
11	520-03128	Cross & Bearing Kit	1	25	52003237	Cross & Bearing Kit	1
12	520-03129	Bearing Ring	2	26	52003242	Spring Pin 10 x 75	1
13	52003231	Out Shield Tube OVL	1	27	520-03142	Collar Kit (In Item 10)	1
14	52003232	In Shield Tube Round	1	28	520-03141	Collar Kit (In Item 1)	1

1 3/4-20 1000 RPM CV PTO (BLACK SHIELDS)

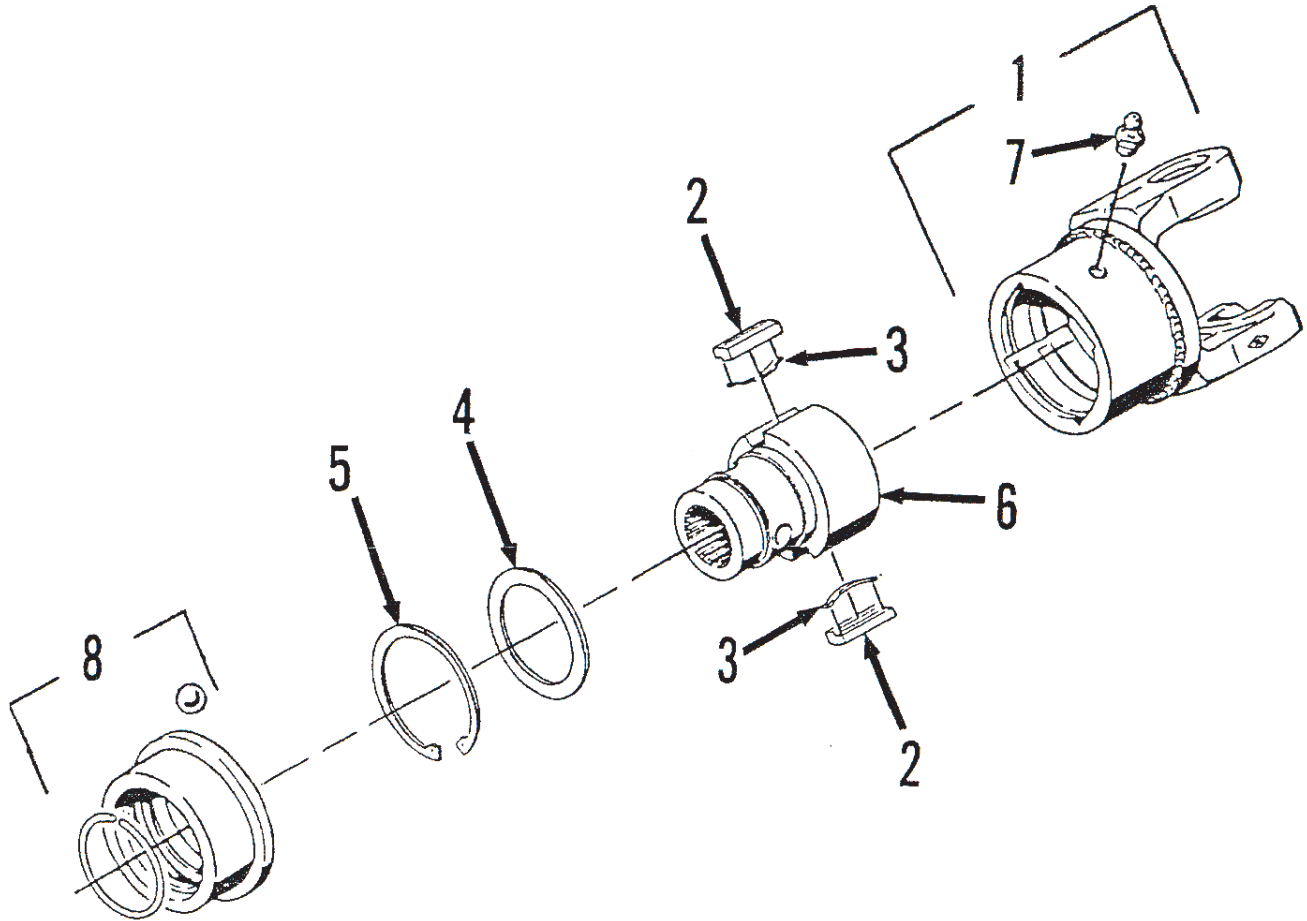


79202277 PTO 1 3/4-20 GKN 396073

DWG. NO. 5937

REF. NO.	PART NUMBER	DESCRIPTION	QTY.	REF. NO.	PART NUMBER	DESCRIPTION	QTY.
1	520-03143	Yoke, 1 3/4-20 Spline	1	15	52003233	CV Cone & Bearing Assembly	1
2	520-03120	Double Yoke	1	16	52003234	Shield Cone 4 Rib	1
3	520-03121	Grease Zerk	1	17	52003235	Shield Cone 7 Rib	1
4	52003230	Inboard Yoke S4	1	18	520-03135	Screw	8
5	520-03123	Cross & Bearing Kit	1	19	520-03136	Support Bearing	1
6	520-03124	Spring Pin 10 x 90	1	20	520-03137	Safety Chain	1
7	520-03144	Inner Profile	1	21	520-03138	Outer Decal	1
8	520-03176	Profile & Sleeve Weldment	1	22	520-03139	Inner Decal	1
9	520-03127	Inboard Yoke S5	1	23	520-03140	Grease Zerk	1
10	520-03118	Overrunning Clutch	1	24	52003236	Lubrication Decal	1
11	520-03128	Cross & Bearing Kit	1	25	52003237	Cross & Bearing Kit	1
12	520-03129	Bearing Ring	2	26	52003242	Spring Pin 10 x 75	1
13	52003231	Out Shield Tube OVL	1	27	520-03142	Collar Kit	2
14	52003232	Inn Shield Tube Round	1				

OVERRUNNING CLUTCH 1000 RPM

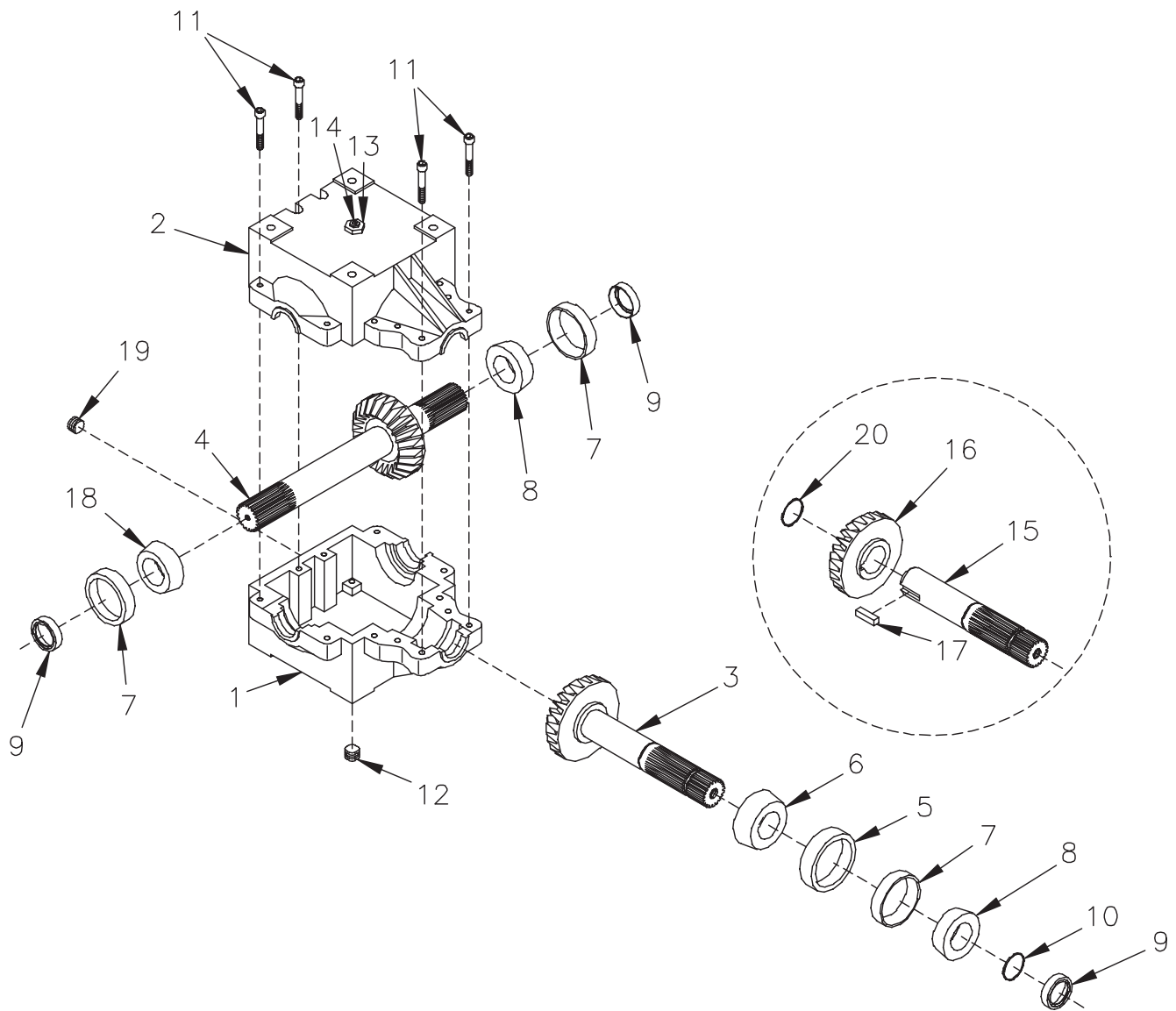


520-03118 Overrunning Clutch

DWG. NO. 2512

REF. NO.	PART NUMBER	DESCRIPTION	QTY.	REF. NO.	PART NUMBER	DESCRIPTION	QTY.
1	520-03146	Clutch Housing	1	5	520-03150	Retaining Ring	1
2	520-03147	Key	2	6	520-03151	Hub, 1 3/4 - 20 Spline	1
3	520-03148	Leaf Spring	2	7	520-03121	Grease Zerk	1
4	520-03149	Supporting Ring	2	8	520-03142	Collar Kit	1

GEARBOX ASSEMBLY, 1000 RPM



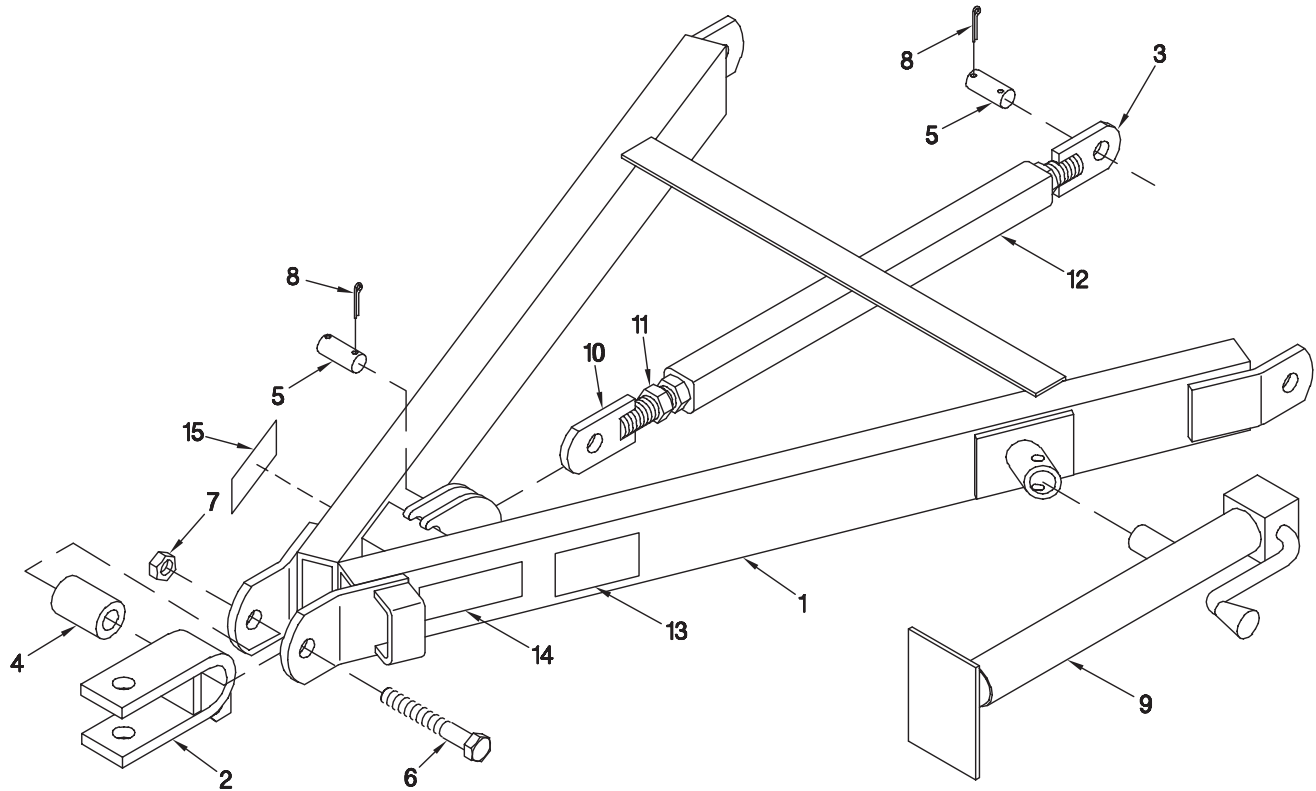
51700216 1000 RPM Gearbox Assembly

DWG. NO. 2505C

REF. NO.	PART NUMBER	DESCRIPTION	QTY.	REF. NO.	PART NUMBER	DESCRIPTION	QTY.
1	400-17205	Casting (Tapped Holes)	1	11	950-011-032	Bolt 3/8-16 x 2 1/4	12
2	400-17206	Casting (Thru Holes)	1	12	203-51156	Plug, 1/2 NPT Hex Socket Head	1
3	50106488	Pinion Shaft/Gear (Replaces 15, 16, 17, 20) S/N-103	1	13	203-51074	Bushing, 1/2 NPT - 1/8 NPT	1
4	50106489	Cross Shaft/Gear	1	14	203-50308	Pressure Relief	1
5	601-05002	Bearing Cup (Large) #3720	1	15	501-06483	Pinion Shaft	1
6	601-02075	Bearing Cone (Large) #3782	1	16	517-11099	Gear 1:1 Ratio	1
7	601-05001	Bearing Cup (Small) #25520	3	17	702-53219	3/8 Square x 1.45 Long Keys	1
8	601-03003	Bearing Cone (Small) #25581	2	18	601-02001	Bearing Cone 625580	1
9	650-06056	Seal (1 3/4 Shaft)	3	19	79201412	Plain Plug 1/4 NPT	1
10	702-05093	Retaining Ring (1 3/4 Shaft)	1	20	702-05093	Retaining Ring (1 3/4 Shaft)	1

HINIKER 5600 SERIES WINDROW SHREDDER

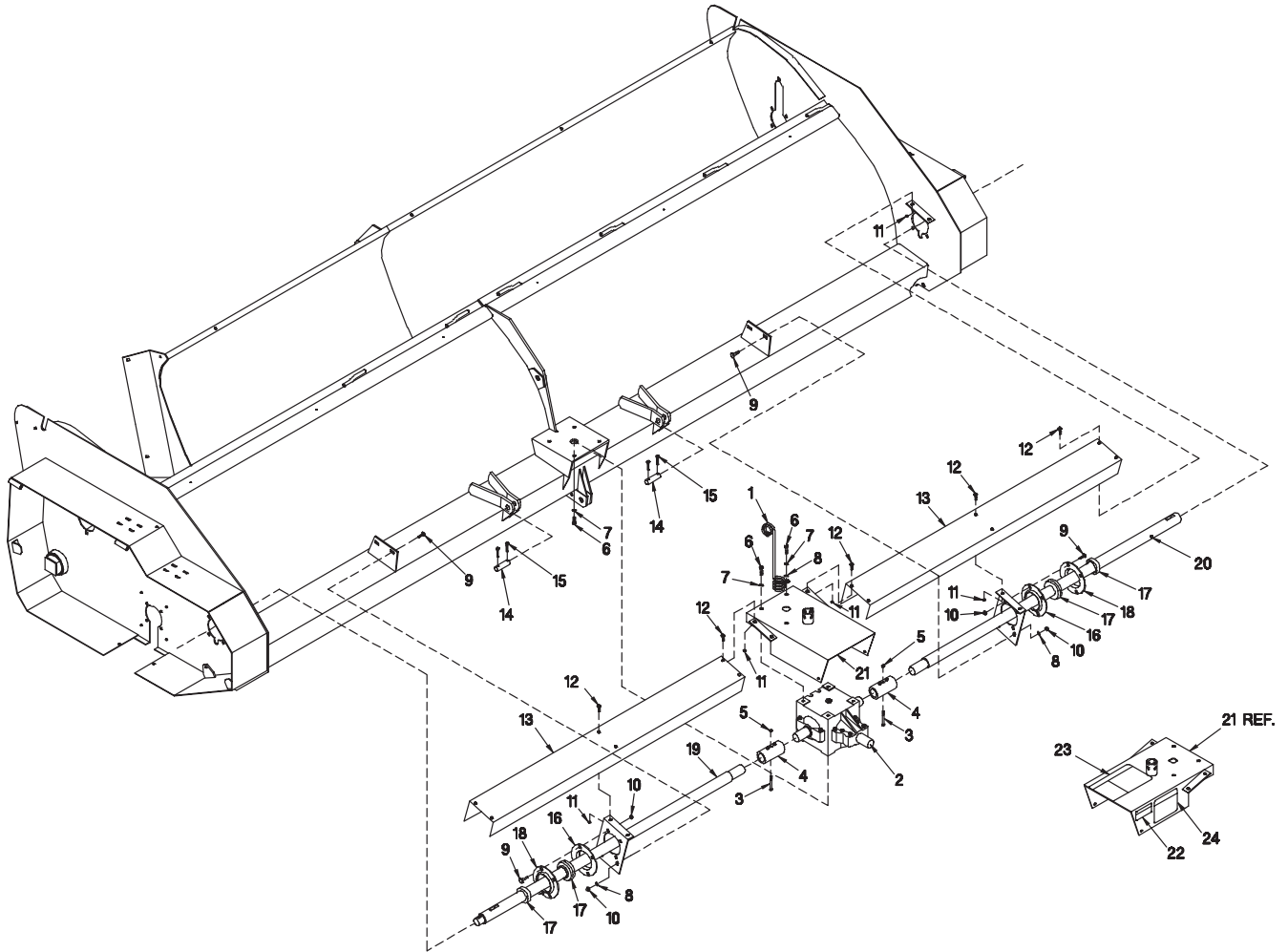
TRAIL HITCH ASSEMBLY W/STAND
MODEL 5600



DWG. NO. 2957

REF. NO.	PART NUMBER	DESCRIPTION	QTY.	REF. NO.	PART NUMBER	DESCRIPTION	QTY.
1	79200996	Trail Hitch Assembly	1	9	400-34074	Tubular Mount Jack	1
2	79200945	Clevis Weldment	1	10	79201098	RH Turnbuckle Rod Weldment	1
3	79201097	LH Turnbuckle Rod Weldment	1	11	951-001-022	Hex Nut 1 1/4-7	1
4	79200942	Hitch Spacer	1	12	79200869	Turnbuckle Weldment	1
5	79200993	Hitch Pin	2		79200872	Turnbuckle Ass'y (Includes Items 3, 10, 11, & 12)	1
6	950-001-215	Hex Head Cap Screw 1-8 x 5 1/2 Gr. 8	1	13	85501787	Caution Decal	1
7	034-05175	Lock Nut Stover 1-8	1	14	850-001-305	Reflective Strip - Red	1
8	035-42065	Cotter Pin 1/4 x 1 3/4	4	15	850-001-285	Reflective Strip - Yellow	1

FRONT DRIVE LINE ASSEMBLY
5600-0001-100 THRU 5600-0076-101

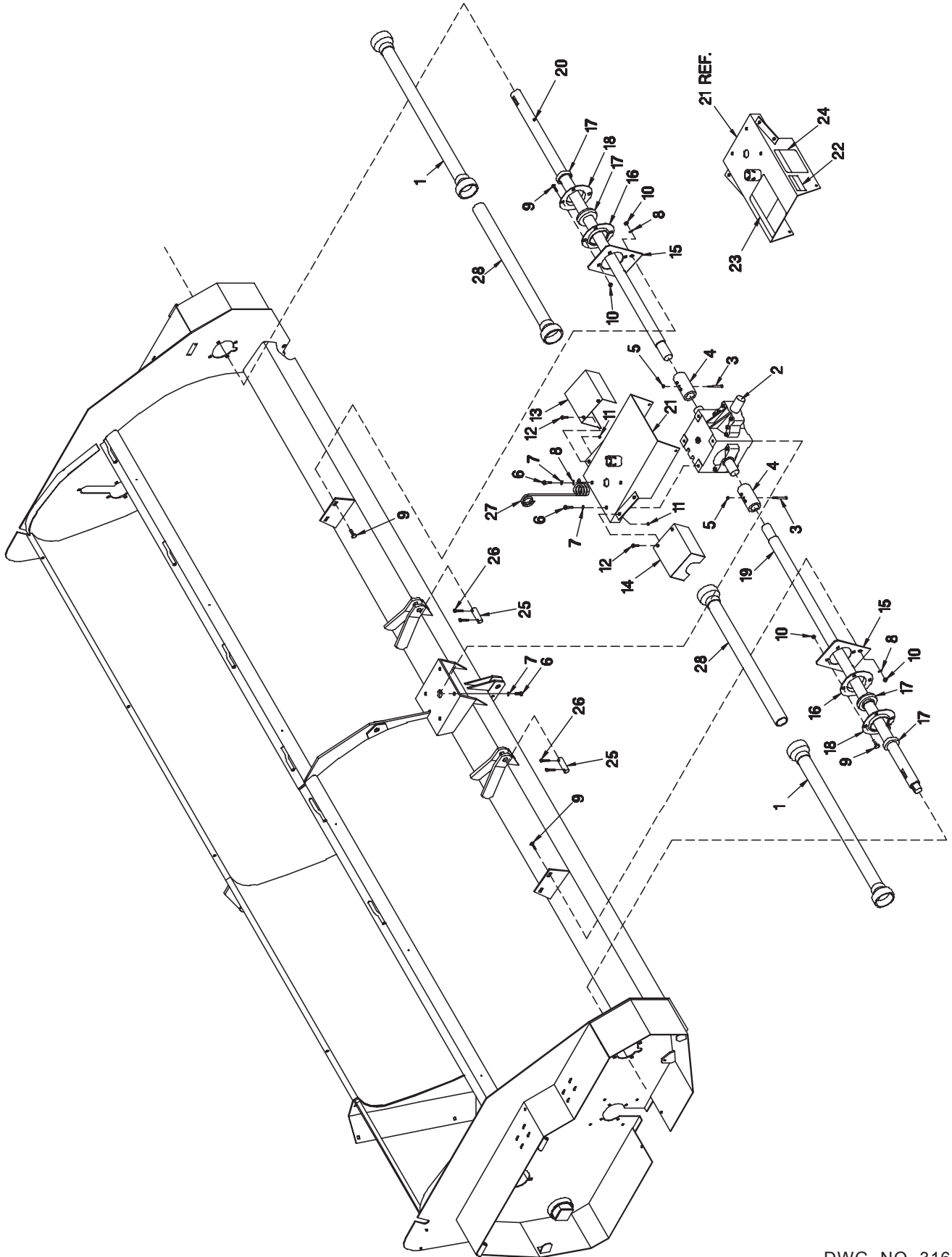


DWG. NO. 2989

REF. NO.	PART NUMBER	DESCRIPTION	QTY.	REF. NO.	PART NUMBER	DESCRIPTION	QTY.
1	000-69096	Hose Carrier	1	13	79200987	Line Shield 15'	2
2	51700216	1000 RPM Gearbox Assembly	1	14	79200967	Lower Hitch Pin	2
3	031-06113	Hex Head Cap Screw 3/8-16 x 3 Gr. 5	2	15	953-001-010	Cotter Pin 1/4 x 1 1/2	4
4	79200836	Splined Coupler W/Fitting	2	16	60400524	Relube Flange W/O Fitting	2
5	034-05168	Uni-Torque Lock Nut 3/8-16	2	17	79203217	Spherical 2" Bearing	2
6	950-001-111	Hex Head Cap Screw 1/2-13 x 1 1/4 Gr. 5	8	18	60400525	Relube Flange W/Fitting	2
7	952-001-004	Lock Washer 1/2 Inch	8	19	79201483	RH 15' Solid Line Shaft	1
8	952-003-004	Flat Washer 1/2 Inch SAE	5	20	79200911	15' Solid Line Shaft	1
9	950-003-028	Carriage Bolt 1/2-13 x 1 1/4	12	21	79201536	Shield Assembly 1000 RPM	1
10	034-05170	Uni-Torque Lock Nut 1/2-13	12	22	71504129	Caution Decal	1
11	951-005-003	Mac Lock Nut 3/8-16	12	23	71504132	Caution Decal	1
12	950-002-009	Flanged Hex Head Whiz Lock Bolt 3/8-16 x 1	12	24	71504143	Important Decal	1

HINIKER 5600 SERIES WINDROW SHREDDER

FRONT DRIVE LINE ASSEMBLY
5600-0077-102 TO 5600-0218-104



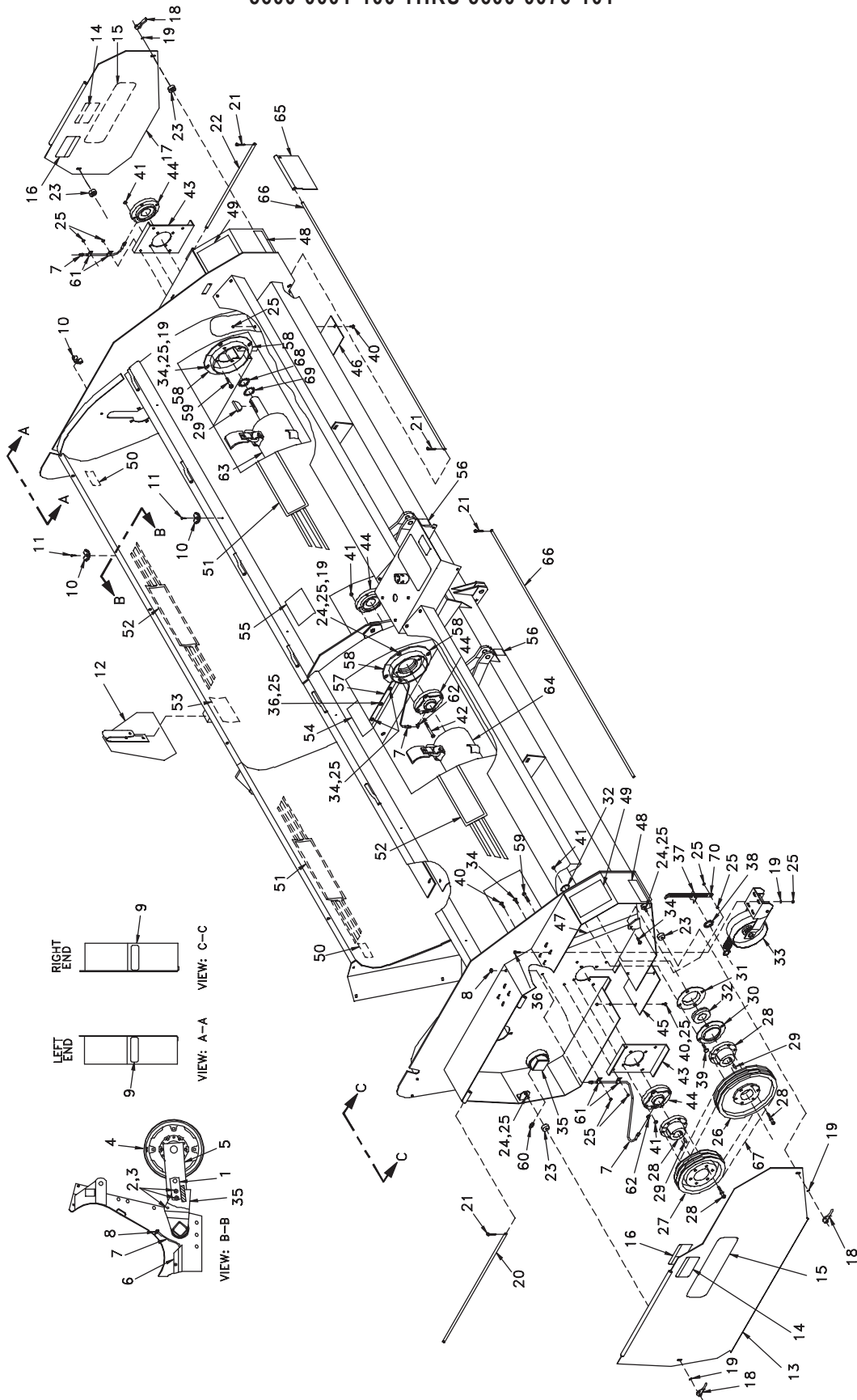
DWG. NO. 3164

HINIKER 5600 SERIES WINDROW SHREDDER

**S
E
C
1**

REF. NO.	PART NUMBER	DESCRIPTION	QTY.	REF. NO.	PART NUMBER	DESCRIPTION	QTY.
1	79101793	Shield Outside PVC	2	15	79201758	Bearing Support	2
2	51700216	1000 RPM Gearbox Assembly	1	16	60400524	Relube Flange W/O Fitting	2
3	031-06113	Hex Head Cap Screw 3/8-16 x 3 Gr. 5	2	17	79203223	Spherical 2" Bearing Kit	2
4	79200836	Splined Coupler W/Fitting	2	18	60400525	Relube Flange W/Fitting	2
5	034-05168	Uni-Torque Locknut 3/8-16	2	19	79201483	RH 15' Solid Line Shaft	1
6	950-001-111	Hex Head Cap Screw 1/2-13 x 1 1/4 Gr. 5	8	20	79200911	15' Solid Line Shaft	1
7	952-001-004	Lock Washer 1/2 Inch	8	21	79201536	Shield Assembly 1000 RPM	1
8	952-003-004	SAE Flat Washer 1/2 Inch	5	22	71504129	Caution Decal	1
9	950-003-028	Carriage Bolt 1/2-13 x 1 1/4	12	23	71504132	Caution Decal	1
10	034-05170	Uni-Torque Locknut 1/2-13	12	24	71504143	Important Decal	1
11	951-005-003	Mac Lock Nut 3/8-16	4	25	79200967	Lower Hitch Pin	2
12	950-002-009	Hex Head Flange Whiz Lock Bolt 3/8 -16 x 1	4	26	953-001-010	Cotter Pin 1/4 x 1 1/2	4
13	79201778	LH Line Shield	1	27	000-69096	Hose Carrier	1
14	79201779	RH Line Shield	1	28	79201794	Shield Inside PVC	2

ROTOR & DRIVE ASSEMBLY
5600-0001-100 THRU 5600-0076-101



DWG. NO. 2990

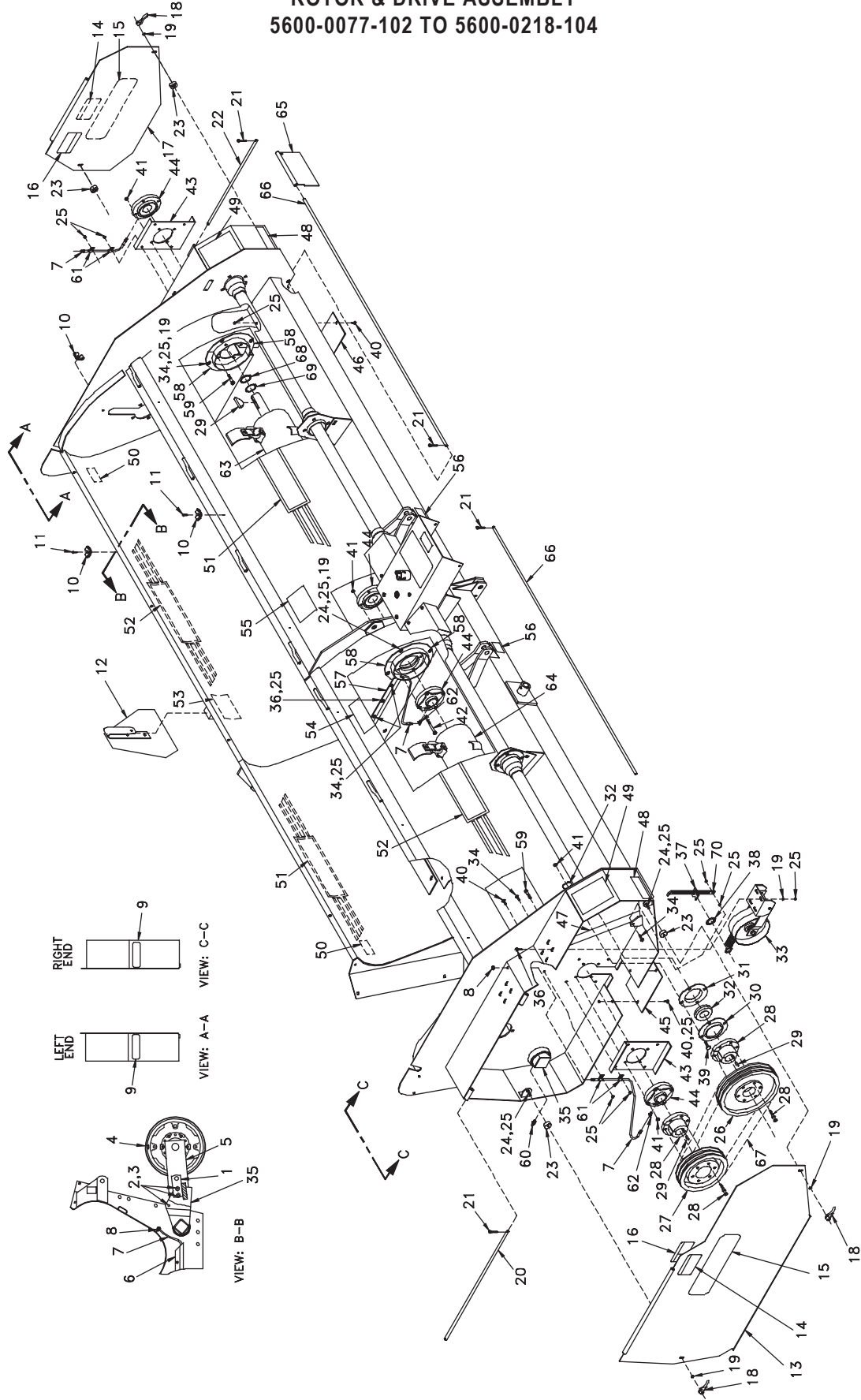
HINIKER 5600 SERIES WINDROW SHREDDER

SECTION 1

REF. NO.	PART NUMBER	DESCRIPTION	QTY.	REF. NO.	PART NUMBER	DESCRIPTION	QTY.
1	79201005	Cylinder Lug	1	36	950-002-009	Hex Head Flange Whiz Lock Bolt 3/8-16 x 1	9
2	950-001-147	Hex Head Cap Screw 5/8-11 x 2 1/2 Gr. 5	3	37	000-65186	Spring Anchor	2
3	034-05172	Uni-Torque Lock Nut 5/8-11	3	38	000-20179	Machinery Bushing 1 3/8	2
4	850-001-828	5" x 15 Rim 6 Bolt Black	4	39	950-003-028	Carriage Bolt 1/2-13 x 1 1/4	8
5	79203649	Wheel Leg Assembly	4	40	950-003-054	Carriage Bolt 3/8-16 x 3/4	6
6	79201398	LH Hose Shield	1	41	034-05170	Uni-Torque Lock Nut 1/2-13	20
7	79202316	Grease Hose	4	42	950-001-124	Hex Head Cap Screw 1/2-13 x 4 Gr. 5	4
8	000-24063	Lock Nut	4	43	79200860	Bearing Support	2
9	715-06000	Red Reflective Strip	2	44	79203243	Flange Bearing 2"	4
10	720-03071	Hose Clamp	14	45	79201486	Bottom Cover	1
11	950-005-015	Hex Washer Head S-Tap Screw 1/4-14 x 3/4	6	46	79200923	Bottom Cover	1
12	79201550	SMV & Mount Assembly	1	47	71503213	Belt Tension Decal	2
13	79201514	RH Cover Assembly	1	48	850-001-285	Amber Reflective Tape	2
14	71504127	Warning Decal	2	49	71504130	Warning Decal	2
15	71505163	Hiniker Decal	2	50	71504136	Important Decal	2
16	71504134	Warning Decal	2	51	71505164	5600 Decal	2
17	79201531	LH Cover Assembly	1	52	71505161	Hiniker Decal	2
18	000-65223	Threaded Handle	4	53	71504144	Danger Decal	1
19	952-003-006	SAE Flat Washer 3/8 Inch	24	54	71504142	Important Decal	1
20	79201487	RH Shield Rod	1	55	71504131	Danger Decal	1
21	953-001-002	Cotter Pin 1/8 x 1	6	56	715-03174	Lift Here Decal	2
22	79200920	Shield Rod	1	57	79201397	RH Hose Shield	1
23	79201120	Shield Bumpers	4	58	79203157	Anti-Wrap Shield Weldment	8
24	950-002-010	Hex Head Flange Whiz Lock Bolt 3/8-16 x 1 1/2	8	59	950-001-112	Hex Head Cap Screw 1/2-13 x 2 Gr. 5	8
25	951-005-003	Mac Lock Nut 3/8-16	37	60	203-50003	Zerk 1/4-28 NPT Straight	3
26	515-18009	Sheave 2 Groove 13" PD	2	61	720-02399	Cable Clamp 3/8	4
27	515-18007	Sheave 2 Groove 10 1/2" PD	2	62	203-51254	45° Elbow 1/8 NPT x 1/8 NPT	4
28	400-27038	QD Hub Type SF 2" Bore	4	63	79203198	LH 15' Cylinder Assembly	1
29	035-60063	Woodruff Key 1/2 x 2 3/4	4	64	79203204	RH 15' Cylinder Assembly	1
30	60400525	Relube Flange W/Fitting	2	65	000-64011	Shield Plates	18
31	60400524	Relube Flange W/O Fitting	2	66	79200976	Flipper Shield Rod	2
32	79203223	Spherical Bearing 2" Kit	2	67	000-25012	"HC" V-Belt Set of 2	2
33	79200956	Idler Assembly	2	68	710-05332	Washer 10 Ga.	A/R
34	950-002-014	Hex Head Flange Whiz Lock Bolt 3/8-16 x 1 1/4	12	69	710-05333	Washer 16 Ga.	A/R
35	79201989	Rockshaft Repair Kit	1	70	79200866	Take-Up Bar	2

HINIKER 5600 SERIES WINDROW SHREDDER

ROTOR & DRIVE ASSEMBLY
5600-0077-102 TO 5600-0218-104



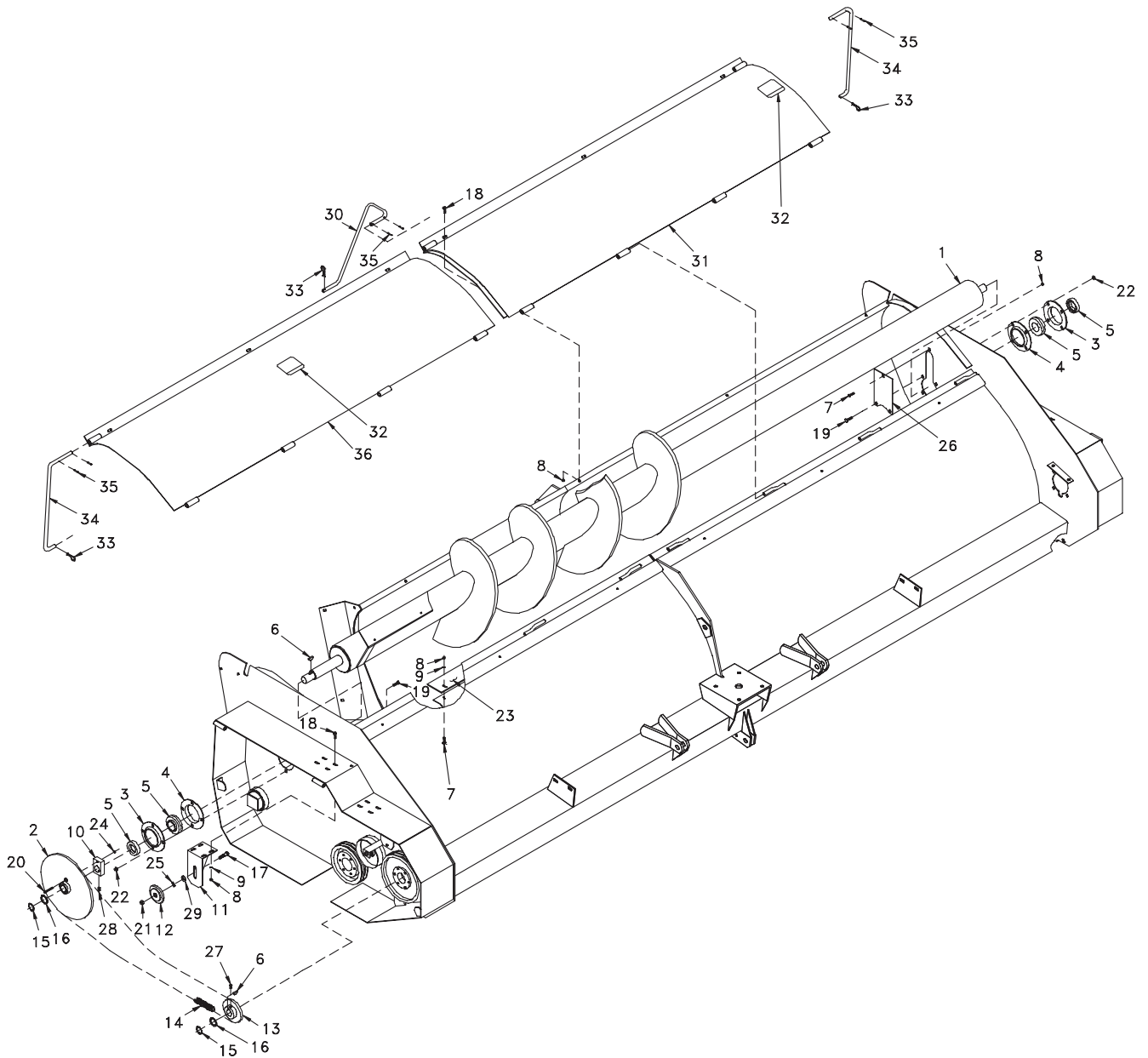
DWG. NO. 3165

HINIKER 5600 SERIES WINDROW SHREDDER

SECTION 1

REF. NO.	PART NUMBER	DESCRIPTION	QTY.	REF. NO.	PART NUMBER	DESCRIPTION	QTY.
1	79201005	Cylinder Lug	1	36	950-002-009	Hex Head Flange Whiz Lock Bolt 3/8-16 x 1	9
2	950-001-147	Hex Head Cap Screw 5/8-11 x 2 1/2 Gr. 5	3	37	000-65186	Spring Anchor	2
3	034-05172	Uni-Torque Lock Nut 5/8-11	3	38	000-20179	Machinery Bushing 1 3/8	2
4	850-001-828	5" x 15 Rim 6 Bolt Black	4	39	950-003-028	Carriage Bolt 1/2-13 x 1 1/4	8
5	79203649	Wheel Leg Assembly	4	40	950-003-054	Carriage Bolt 3/8-16 x 3/4	6
6	79201398	LH Hose Shield	1	41	034-05170	Uni-Torque Locknut 1/2-13	20
7	79202316	Grease Hose	4	42	950-001-124	Hex Head Cap Screw 1/2-13 x 4 Gr. 5	4
8	000-24063	Lock Nut	4	43	79200860	Bearing Support	2
9	715-06000	Red Reflective Strip	2	44	79203243	Flange Bearing 2"	4
10	720-03071	Hose Clamp	14	45	79201486	Bottom Cover	1
11	950-005-043	Hex Washer Head S-Tap Screw 1/4-20 x 3/4	6	46	79200923	Bottom Cover	1
12	79201550	SMV & Mount Assembly	1	47	71503213	Belt Tension Decal	2
13	79201514	RH Cover Assembly	1	48	850-001-285	Amber Reflective Tape	2
14	71504127	Warning Decal	2	49	71504130	Warning Decal	2
15	71505163	Hiniker Decal	2	50	71504136	Important Decal	2
16	71504134	Warning Decal	2	51	71505164	5600 Decal	2
17	79201531	LH Cover Assembly	1	52	71505161	Hiniker Decal	2
18	000-65223	Threaded Handle	4	53	71504144	Danger Decal	1
19	952-003-006	SAE Flat Washer 3/8 Inch	24	54	71504142	Important Decal	1
20	79201487	RH Shield Rod	1	55	71504131	Danger Decal	1
21	953-001-002	Cotter Pin 1/8 x 1	6	56	715-03174	Lift Here Decal	2
22	79200920	Shield Rod	1	57	79201397	RH Hose Shield	1
23	79201120	Shield Bumpers	4	58	79203157	Anti-Wrap Shield Weldment	8
24	950-002-010	Hex Head Flange Whiz Lock Bolt 3/8-16 x 1 1/2	8	59	950-001-112	Hex Head Cap Screw 1/2-13 x 2 Gr. 5	8
25	951-005-003	Mac Lock Nut 3/8-16	37	60	203-50003	Zerk 1/4-28 NPT Straight	3
26	515-18009	Sheave 2 Groove 13" PD	2	61	720-02399	Cable Clamp 3/8	4
27	515-18007	Sheave 2 Groove 10 1/2" PD	2	62	203-51254	45° Elbow 1/8 NPT x 1/8 NPT	4
28	400-27038	QD Hub Type SF 2" Bore	4	63	79203198	LH 15' Cylinder Assembly	1
29	035-60063	Woodruff Key 1/2 x 2 3/4	4	64	79203204	RH 15' Cylinder Assembly	1
30	60400525	Relube Flange W/Fitting	2	65	000-64011	Shield Plates	18
31	60400524	Relube Flange W/O Fitting	2	66	79200976	Flipper Shield Rod	2
32	79203223	Spherical Bearing 2" Kit	2	67	000-25012	"HC" V-Belt Set of 2	2
33	79200956	Idler Assembly	2	68	710-05332	Washer 10 Ga.	A/R
34	950-002-014	Hex Head Flange Whiz Lock Bolt 3/8-16 x 1 1/4	12	69	710-05333	Washer 16 Ga.	A/R
35	79201989	Rockshaft Repair Kit	1	70	79200866	Take-Up Bar	2

AUGER & DRIVE ASSEMBLY
5600-0001-100 THRU 5600-0076-101

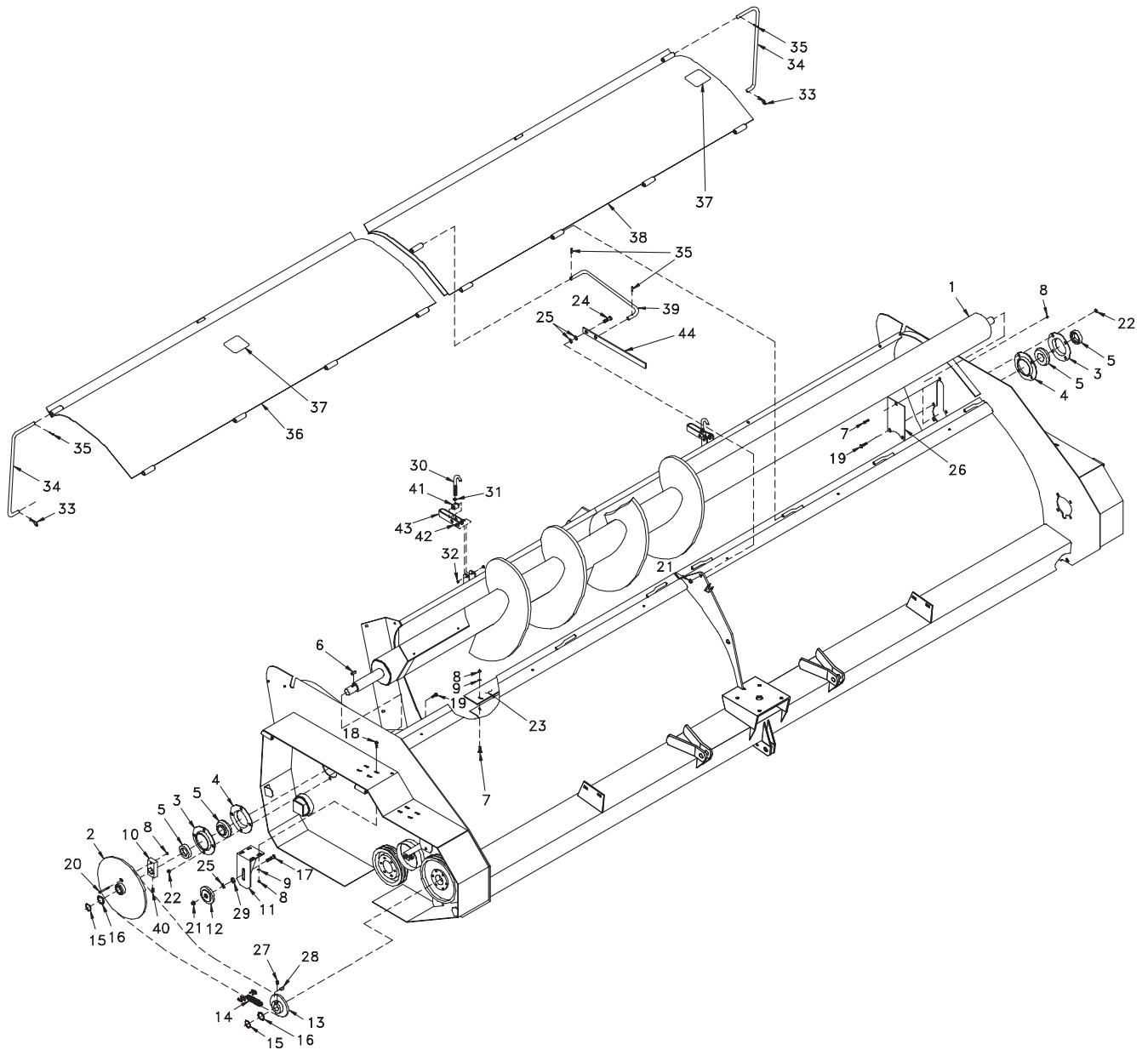


HINIKER 5600 SERIES WINDROW SHREDDER

SECTION 1

REF. NO.	PART NUMBER	DESCRIPTION	QTY.	REF. NO.	PART NUMBER	DESCRIPTION	QTY.
1	79201502	Auger Weldment (18" Pitch)	1	19	950-003-028	Carriage Bolt 1/2-13 x 1 1/4	8
2	000-65579	Auger Drive Sprocket 60T	1	20	031-06059	Hex Head Cap Screw 5/16 - 18 x 2 Gr. 5	1
3	60400525	Relube Flange W/Fitting	2	21	034-05172	Uni-Torque Lock Nut 5/8-11	1
4	60400524	Relube Flange W/O Fitting	2	22	034-05170	Uni-Torque Lock Nut 1/2-13	8
5	79203217	Spherical Bearing, 2"	2	23	79201499	Stripper Bar	1
6	035-60033	Key, Woodruff 5/16 x 1 1/8	2	24	034-05167	Uni-Torque Lock Nut 5/16 -18	1
7	950-003-029	Carriage Bolt 3/8 -16 x 1 Gr. 5	8	25	952-003-003	Flat Washer 5/8 Inch SAE	1
8	951-005-003	Mac Lock Nut 3/8-16	16	26	79201544	Cover	1
9	952-003-006	Flat Washer 3/8 Inch SAE	10	27	031-21015	Set Screw 5/16-18 x 1/2	1
10	000-65578	Drive Arm	1	28	031-21030	Set Screw 3/8-16 x 3/4	1
11	79201599	Idler Bracket Weldment	1	29	952-002-008	Flat Washer 3/4 Inch	1
12	79202766	Idler Sprocket	1	30	79201496	Center Auger Cover Prop	1
13	79201637	Sprocket 60B22	1	31	79201516	LH Auger Cover Assembly	1
14	79201627	#60 Roller Chain W/Connecting Link 140 Pitches	1	32	71504127	Warning Decal	2
15	702-05031	Retaining Ring, 1 1/2	2	33	720-02303	Hair Pin Cotter	3
16	710-05321	Washer 1 1/2 Inch	2	34	79201494	RH & LH Auger Cover Prop	2
17	950-003-069	Carriage Bolt 5/8-11 x 2 Gr. 5	1	35	701-30010	Roll Pin 3/16 x 1	6
18	950-002-009	Hex Head Flanged Whiz Lock Bolt 3/8-16 x 1	10	36	79201515	RH Auger Cover Assembly	1

AUGER & DRIVE ASSEMBLY
5600-0077-102 TO 5600-0218-104



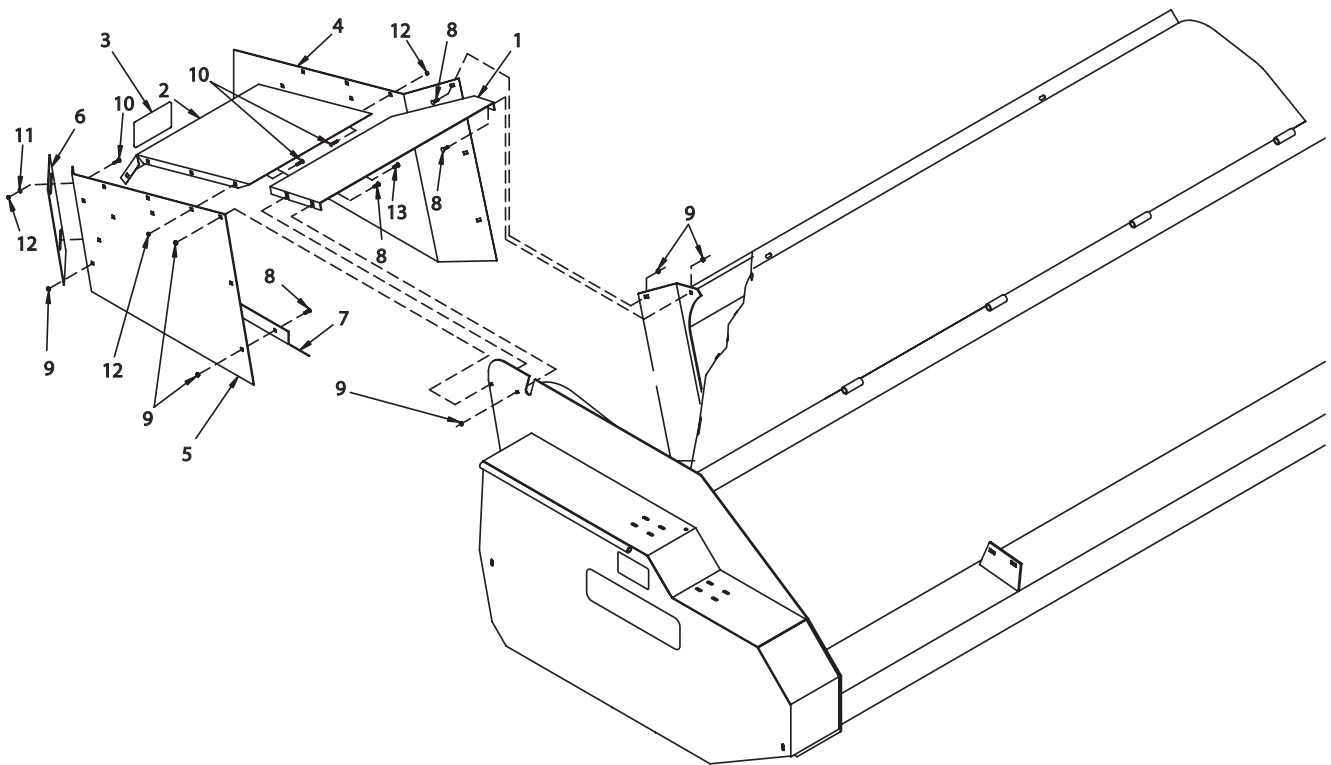
HINIKER 5600 SERIES WINDROW SHREDDER

SECTION 1

REF. NO.	PART NUMBER	DESCRIPTION	QTY.	REF. NO.	PART NUMBER	DESCRIPTION	QTY.
1	79201639	Auger Weldment (18" Pitch)	1	23	79201499	Stripper Bar	1
2	79201623	Auger Drive Sprocket Press Assembly	1	24	950-001-132	Hex Head Cap Screw 5/8-11 x 1 3/4 Gr. 5	1
3	60400525	Relube Flange W/Fitting	2	25	952-004-070	Flat Washer 5/8 SAE Hardened	3
4	60400524	Relube Flange W/O Fitting	2	26	79201544	Cover	1
5	79203217	Spherical Bearing 2 Inch	2	27	031-21015	Set Screw 5/16-18 x 1/2"	1
6	79203785	Key	1	28	035-60033	Woodruff Key	1
7	950-003-029	Carriage Bolt 3/8-16 x 1 Gr. 5	8	29	952-002-008	Flat Washer 3/4 Inch	1
8	951-005-003	Mac Lock Nut 3/8-16	13	30	79201788	Auger Door Latch	3
9	952-003-006	Flat Washer 3/8 SAE	10	31	951-001-007	Hex Nut 1/2-13	3
10	79201621	Shear Flange	1	32	951-005-051	Lock Nut 3/8-16, 2-Way	6
11	79201599	Idler Bracket Weldment	1	33	720-02303	Hair Pin Cotter	2
12	79202766	Idler Sprocket	1	34	79201835	RH & LH Auger Cover Prop	2
13	79201637	Sprocket, 60B22	1	35	701-30010	Roll Pin 3/16 x 1	4
14	79201627	#60 Roller Chain W/Connecting Link	1	36	79201801	RH Auger Cover Assembly	2
15	702-05031	Retaining Ring, 1 1/2	2	37	71504127	Warning Decal	2
16	710-05321	Washer 1 1/2 Inch	2	38	79201802	LH Auger Cover Assembly	1
17	950-003-069	Carriage Bolt 5/8-11 x 2 Gr. 2	1	39	79201789	Center Support Rod	1
18	950-002-009	Hex Head Flanged Whiz Lock Bolt 3/8-16 x 1	4	40	031-21030	Set Screw 3/8-16 x 3/4	1
19	950-003-028	Carriage Bolt 1/2-13 x 1 1/4	8	41	400-35126	Swivel Auger Door Latch	3
20	031-06110	Hex Head Cap Screw 3/8-16 x 2 1/4 Gr. 5	1	42	950-001-089	Hex Head Cap Screw 3/8-16 x 3/4 Gr. 5	6
21	034-05172	Lock Nut 5/8-11 Uni-Torque	2	43	79201864	Handle Auger Door Latch	3
22	034-05170	Lock Nut 1/2-13 Uni-Torque	8	44	79201795	Lever	1

HINIKER 5600 SERIES WINDROW SHREDDER

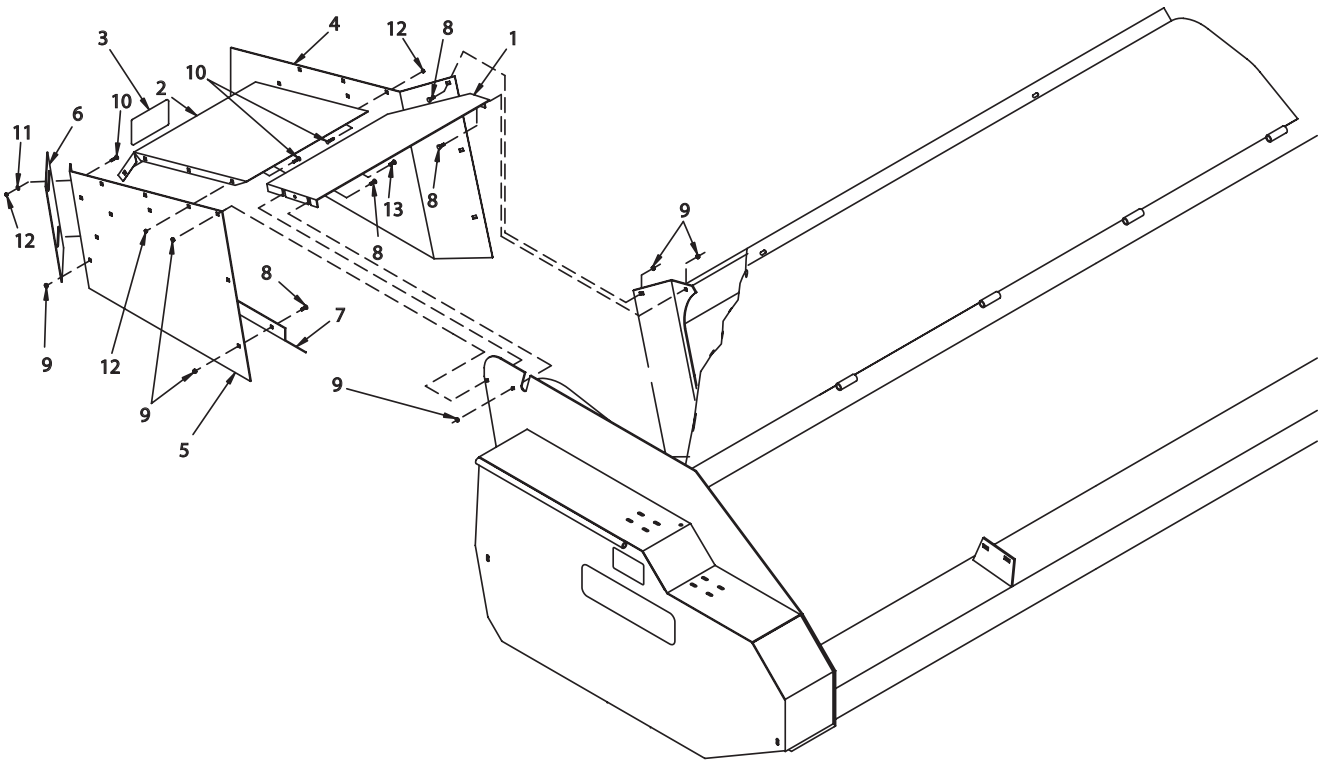
CHUTE ASSEMBLY
5600-0001-100 THRU 5600-0076-101



DWG. NO. 2992

REF. NO.	PART NUMBER	DESCRIPTION	QTY.	REF. NO.	PART NUMBER	DESCRIPTION	QTY.
1	79201489	Top Front Shroud	1	8	950-003-054	Carriage Bolt 3/8-16 x 3/4 Gr. 5	8
2	79201537	Top Shroud Assembly	1	9	951-005-003	Mac Lock Nut 3/8-16	9
3	71504144	Danger Decal	1	10	030-16041	Carriage Bolt 5/16-18 x 3/4 Gr. 5	10
4	79201492	LH Deflector Extension	1	11	952-002-002	Flat Washer 5/16 Inch	2
5	79201488	RH Deflector Extension	1	12	951-005-036	Mac Lock Nut 5/16-18	10
6	79201491	RH Rear Deflector Adjustment	1	13	950-003-029	Carriage Bolt 3/8-16 x 1 Gr. 5	1
7	79201490	RH Lower Deflector	1				

CHUTE ASSEMBLY
5600-0077-102 THRU 5600-0218-104

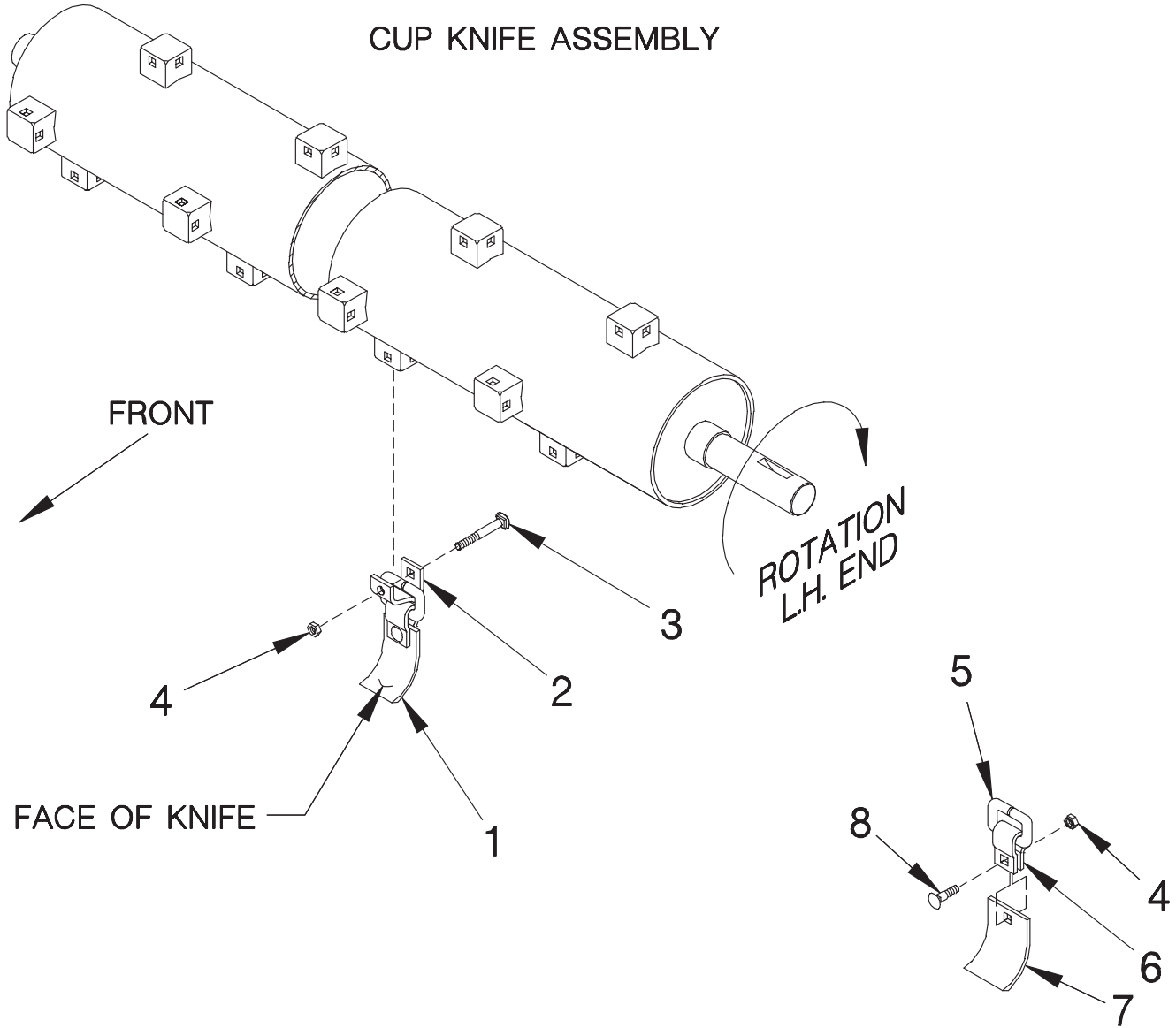


DWG. NO. 3168

REF. NO.	PART NUMBER	DESCRIPTION	QTY.	REF. NO.	PART NUMBER	DESCRIPTION	QTY.
1	79201832	Top Front Shroud	1	8	950-003-054	Carriage Bolt 3/8-16 x 3/4 Gr. 5	8
2	79201537	Top Shroud Assembly	1	9	951-005-003	Mac Lock Nut 3/8-16	9
3	71504144	Danger Decal	1	10	030-16041	Carriage Bolt 5/16 -18 x 3/4 Gr. 5	10
4	79201492	LH Deflector Extention	1	11	952-002-002	Flat Washer 5/16 Inch	2
5	79201488	RH Deflector Extention	1	12	951-005-036	Mac Lock Nut 5/16-18	10
6	79201491	RH Rear Adjustable Deflector	1	13	950-003-029	Carriage Bolt 3/8-16 x 1" Gr. 5	1
7	79201490	RH Lower Deflector	1				

HINIKER 5600 SERIES WINDROW SHREDDER

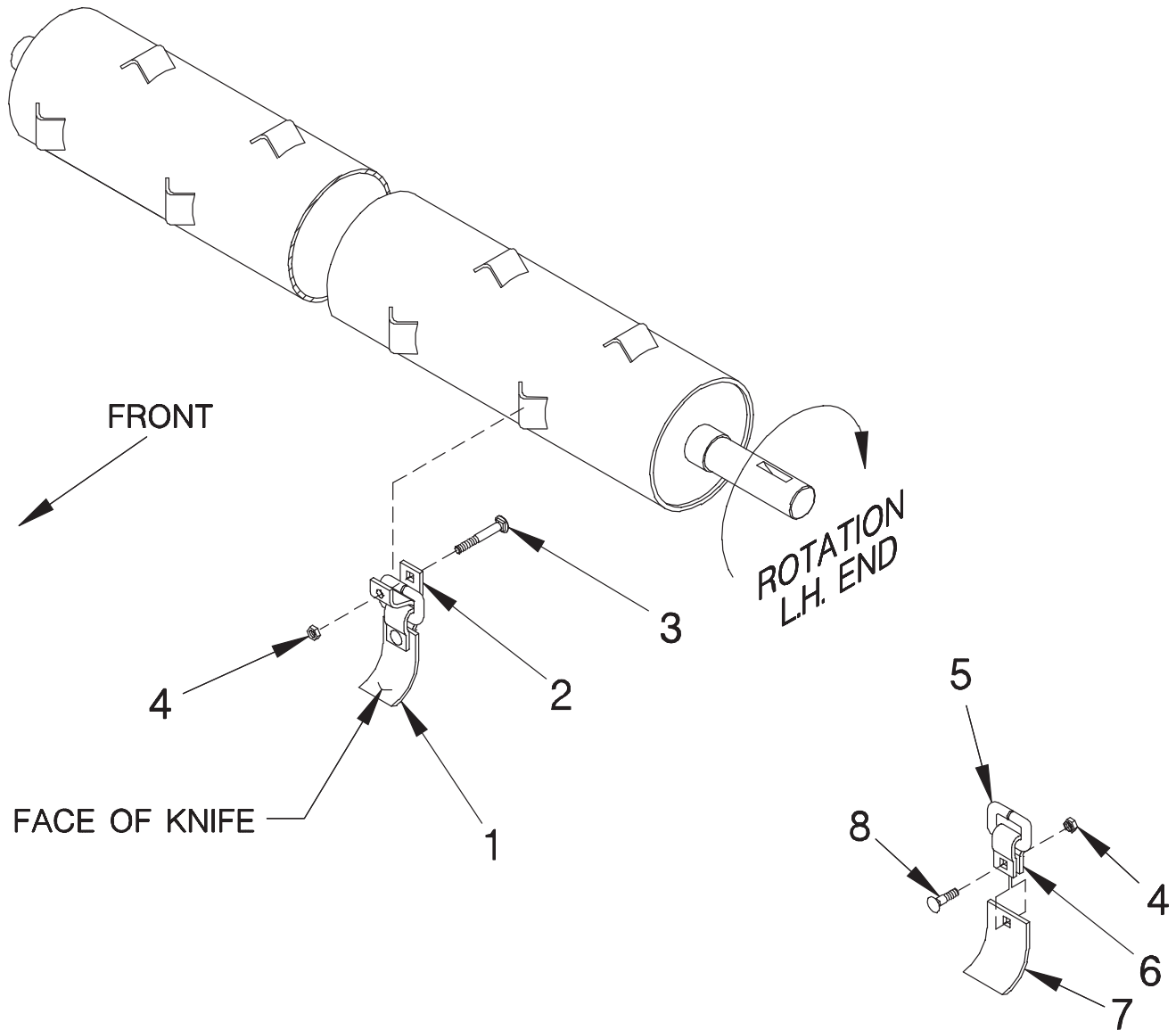
CUP KNIFE ASSEMBLY
5600-0001-100 THRU 5600-0076-101



DWG. NO. 2986

REF. NO.	PART NUMBER	DESCRIPTION	QTY.	REF. NO.	PART NUMBER	DESCRIPTION	QTY.
1	79203812	3" Cup Knife Assembly (Includes Items 4-8)	72	5	79203809	Square Ring	72
	79203811	3" Cup Assembly Hard Surface (Includes Items 4-8)	72	6	000-65227	Knife Hanger	72
2	000-65141	Knife Pivot	72	7	79201431	3" Cup Knife	72
3	030-16139	Carriage Bolt 1/2-13 x 3 1/4	72		79203349	3" Cup Knife Hard Surface	72
4	034-05170	Lock Nut Stover 1/2-13	144	8	030-16132	Carriage Bolt 1/2-13 x 1 1/2 Gr. 5	72

CUP KNIFE ASSEMBLY
5600-0077-102 THRU 5600-0218-104

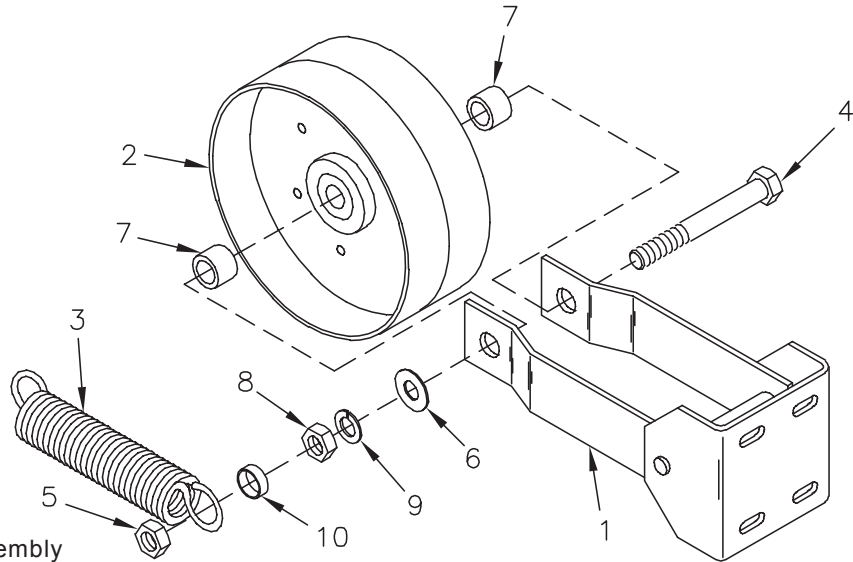


DWG. NO. 3167

REF. NO.	PART NUMBER	DESCRIPTION	QTY.	REF. NO.	PART NUMBER	DESCRIPTION	QTY.
1	79203812	3" Cup Knife Assembly (Includes Items 4-8)	72	5	79203809	Square Ring	72
	79203811	3" Cup Assembly Hard Surface (Includes Items 4-8)	72	6	000-65227	Knife Hanger	72
2	000-65141	Knife Pivot	72	7	79201431	3" Cup Knife	72
3	030-16139	Carriage Bolt 1/2-13 x 3 1/4	72		79203349	3" Cup Knife Hard Surface	72
4	034-05170	Lock Nut Stover 1/2-13	144	8	030-16132	Carriage Bolt 1/2 -13 x 1 1/2 Gr. 5	72

HINIKER 5600 SERIES WINDROW SHREDDER

IDLER ASSEMBLY

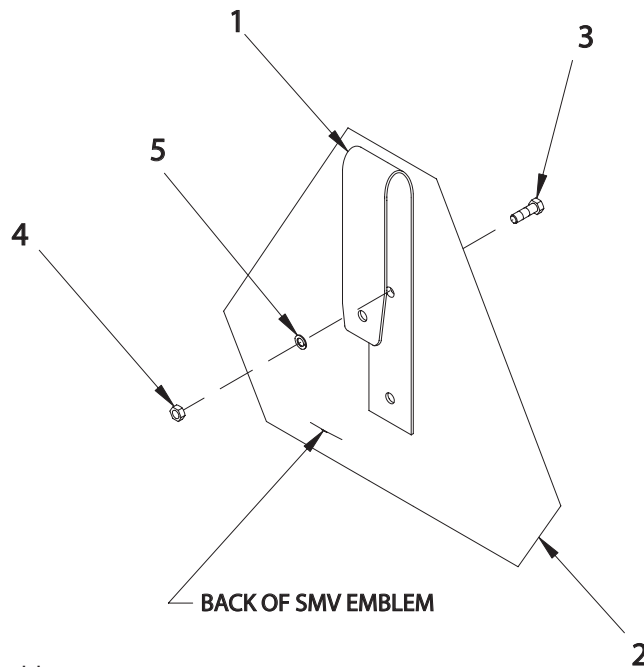


79200956 Idler Assembly

DWG. NO. 2514

REF. NO.	PART NUMBER	DESCRIPTION	QTY.	REF. NO.	PART NUMBER	DESCRIPTION	QTY.
1	79200955	Idler Weldment	1	7	400-10466	Spacer	2
2	51599031	8" Idler Pulley	1	8	951-001-009	Hex Nut 3/4-10	1
3	725-03047	Extension Spring	1	9	952-001-006	Lock Washer 3/4 Inch	1
4	031-06365	Hex Head Cap Screw 3/4 -10 x 5 Gr. 5	1	10	79202310	Spacer 5/16 x 3/4 Conduit	1
5	951-005-037	Lock Nut 3/4-10 2-Way	1		79200956	Complete Idler Assembly	
6	033-12013	Flat Washer 3/4 Inch	1				

SMV SIGN ASSEMBLY

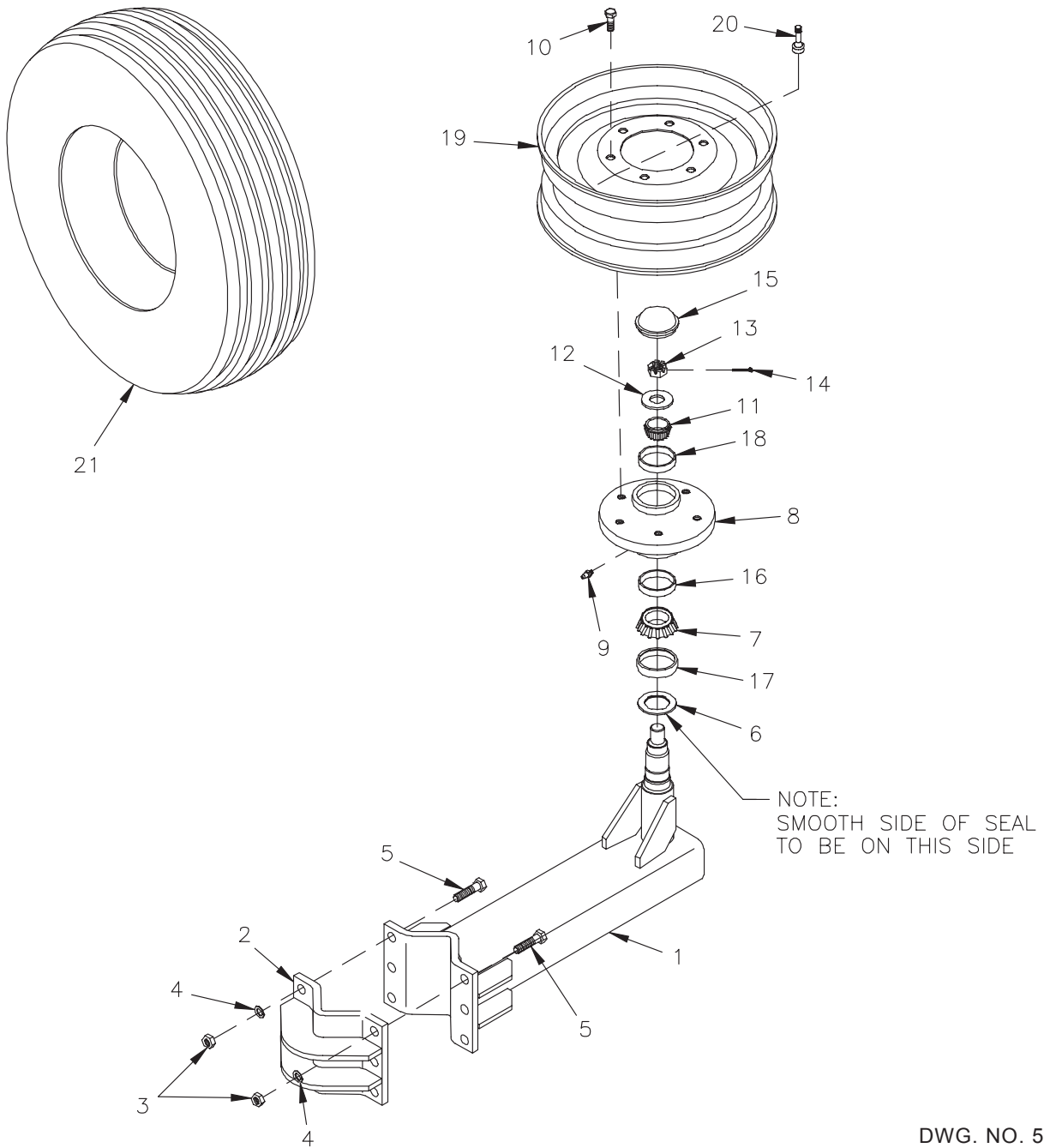


79201550 SMV Mount Assembly

DWG. NO. 2988

REF. NO.	PART NUMBER	DESCRIPTION	QTY.	REF. NO.	PART NUMBER	DESCRIPTION	QTY.
1	79201549	Mount	1	4	951-001-002	Hex Nut #10 - 24	2
2	850-001-354	SMV Emblem	1	5	033-22007	Lock Washer #10	2
3	031-10599	Machine Screw #10-24 x 1/2 Slotted Round Head	2		79201550	Complete SMV Sign Assembly	

TIRE, RIM, AND WHEEL LEG ASSEMBLY
5600-0001-100 THRU 5600-0076-101

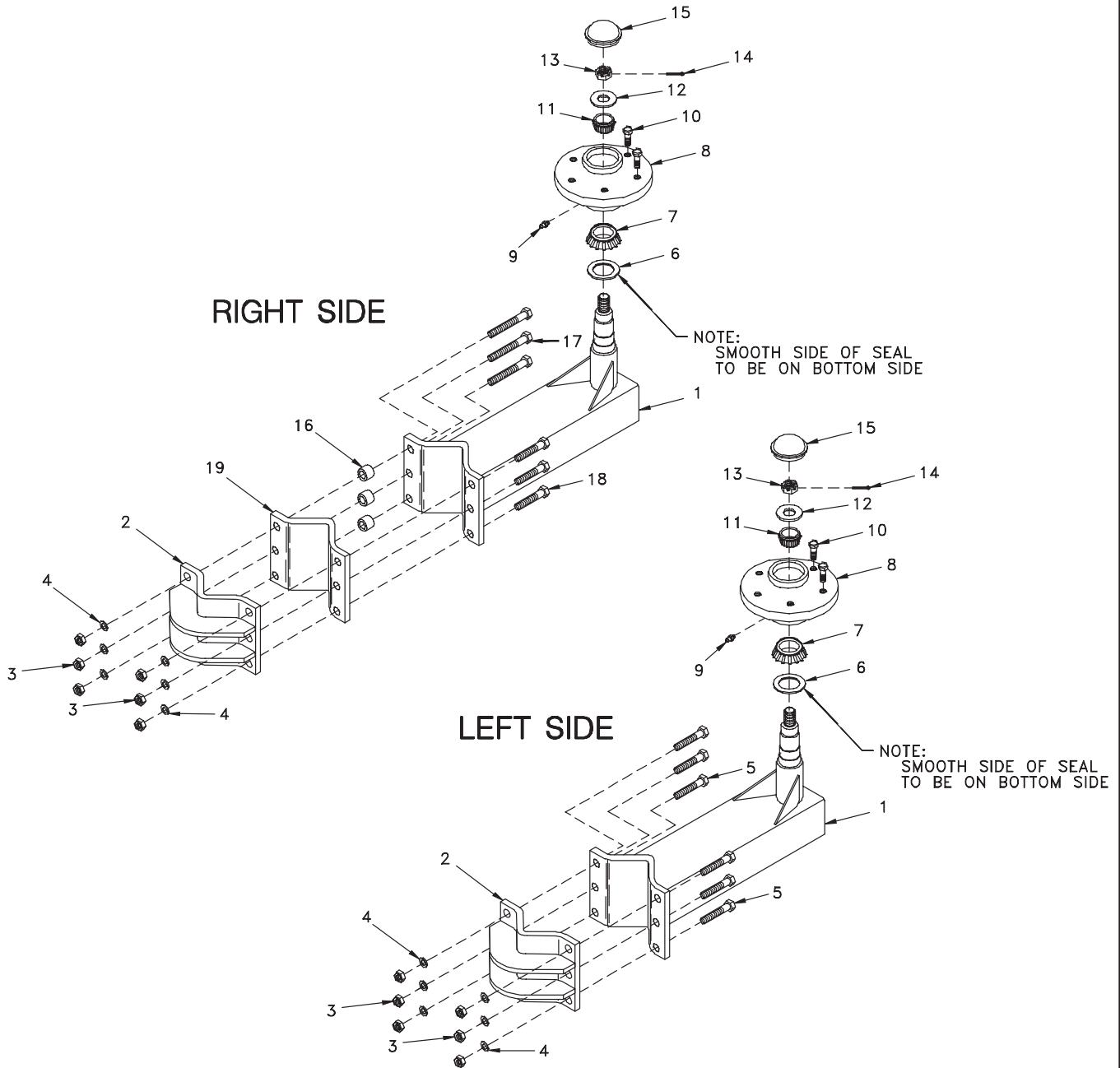


DWG. NO. 5607

REF. NO.	PART NUMBER	DESCRIPTION	QTY.	REF. NO.	PART NUMBER	DESCRIPTION	QTY.
1	79203210	Wheel Leg Weldment	1	13	951-005-002	Slotted Nut 7/8-14	1
2	79203647	Clamp Plate Weldment	1	14	953-001-017	Square Cut Cotter Pin 5/32 x 1 1/2	1
3	951-001-008	Hex Nut 5/8-11	6	15	850-001-155	Dust Cap	1
4	952-001-005	Lock Washer 5/8 Inch	6	16	850-001-159	Rear Cup JL 69310	1
5	950-001-185	Hex Head Cap Screw 5/8-11 x 2 1/4 Gr. 5	6	17	850-001-555	Wear Sleeve	1
6	850-001-164	Triple Lip Seal	1	18	850-001-158	Front Cup LM 67010	1
7	850-001-154	Cone JL69349	1	19	850-001-828	5 " x 15 Rim - 6 Bolt Black (Not Part Of Assy)	1
8	850-003-053	Hub W/wear Sleeve (Includes 16, 17,18)	1	19	850-001-828	8" x 15 Rim 6-Bolt (Not Part Of Assembly)	1
9	955-001-001	Zerk 1/8-27 NPT Straight	1	20	80504793	Tire Valve, Steel (Not Part Of Assembly)	1
10	950-011-006	Wheel Bolt 1/2-20 x 1	6	21	805-001-154	7.6 x 15 Tire	1
11	850-001-153	Cone LM67048	1		850-002-669	9.5L x 15 Tire 8 Ply	1
12	802-000-007	Flat Washer 7/8 Inch	1		79203649	Wheel Leg Assembly (Includes Items 1-18)	1

HINIKER 5600 SERIES WINDROW SHREDDER

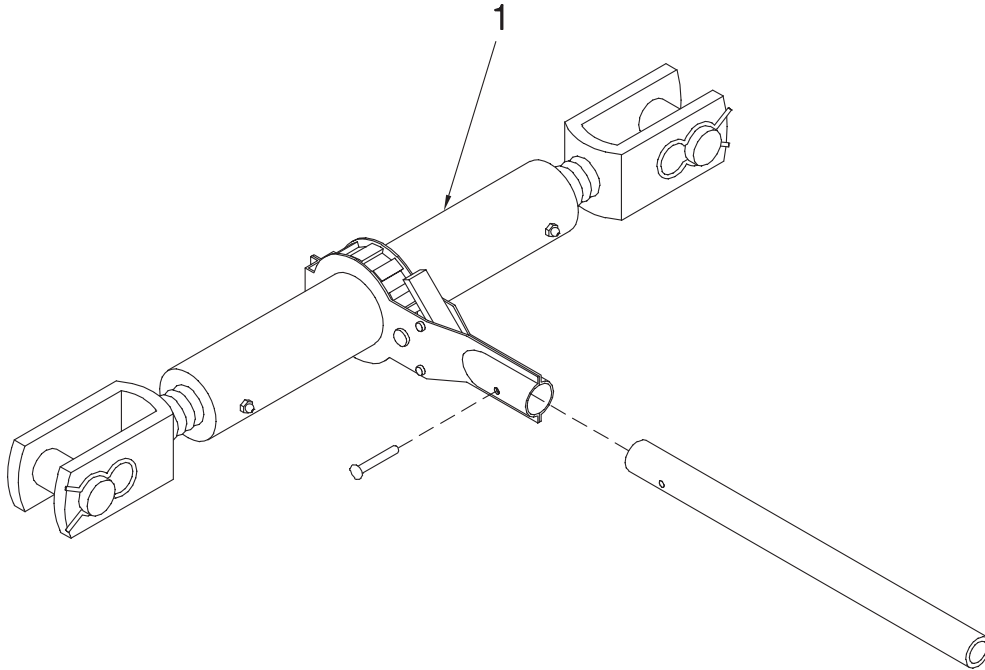
WHEEL & LEG ASSEMBLY
5600-0077-102 THRU 5600-0218-104



DWG. NO. 3166

REF. NO.	PART NUMBER	DESCRIPTION	QTY.	REF. NO.	PART NUMBER	DESCRIPTION	QTY.
1	79203210	Wheel Leg Weldment	1	11	850-001-153	Cone LM 67048	1
2	79203647	Clamp Plate Weldment	A/R	12	802-000-007	Flat Washer 7/8 Inch	1
3	951-001-008	Hex Nut 5/8 -11	6	13	951-005-002	Slotted Nut 7/8-14	1
4	952-001-005	Lock Washer 5/8 Inch	6	14	953-001-017	Square Cut Cotter Pin 5/32 x 1 1/2	1
5	950-001-185	Hex Head Cap Screw 5/8-11 x 2 1/4 Gr. 5 (Left Side)	6	15	850-001-155	Dust Cap	1
6	850-001-164	Triple Lip Seal	1	16	810-001-526	Collar	3
7	850-001-154	Cone JL 69349	1	17	950-001-191	Hex Head Cap Screw 5/8-11 x 3 3/4 Gr.5 (Right Side Only)	3
8	850-003-053	Hub W/Wear Sleeve	1	18	950-001-147	Hex Head Cap Screw 5/8-11 x 2 1/2 Gr.5 (Right Side Only)	3
9	955-001-001	Zerk 1/8-27 NPT Straight	1	19	79203814	Clamp Plate	A/R
10	950-011-006	Wheel Bolt 1/2-20 x 1	6				

RACHET JACK ASSEMBLY

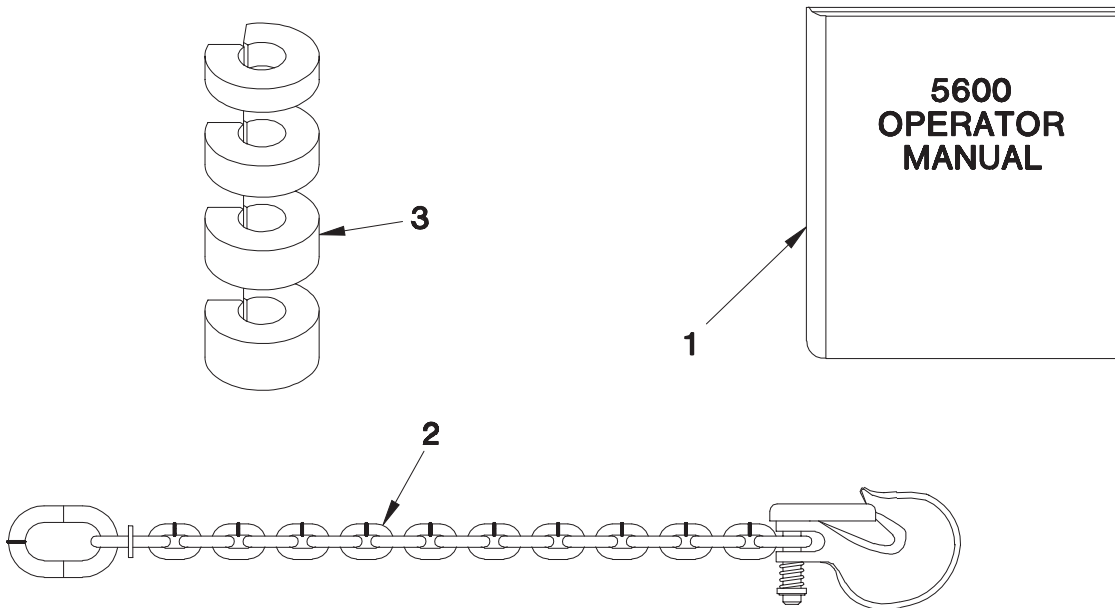


000-04067 Ratchet Jack Assembly

DWG. NO. 2502

REF. NO.	PART NUMBER	DESCRIPTION	QTY.	REF. NO.	PART NUMBER	DESCRIPTION	QTY.
1	000-04067	Complete Ratchet Jack Assembly	1				

OPERATOR MANUAL AND ACCESSORIES



DWG. NO. 2520

REF. NO.	PART NUMBER	DESCRIPTION	QTY.	REF. NO.	PART NUMBER	DESCRIPTION	QTY.
1	79201528	5600/5610 Operator Manual	1	3	79203414	Hydraulic Cylinder Control Segments	1
2	85501539	Safety Chain 10,000 Lbs.	1				

SECTION 2

MODEL 5610/5610L

PTO COMPONENTS

PAGE 2	1 3/8-21 1000 RPM CV PTO
PAGE 3	1 3/4-20 1000 RPM CV PTO
PAGE 4	OVERRUNNING CLUTCH, 1000 RPM

GEARBOX

PAGE 5	GEARBOX ASSEMBLY, 1000 RPM
--------	----------------------------

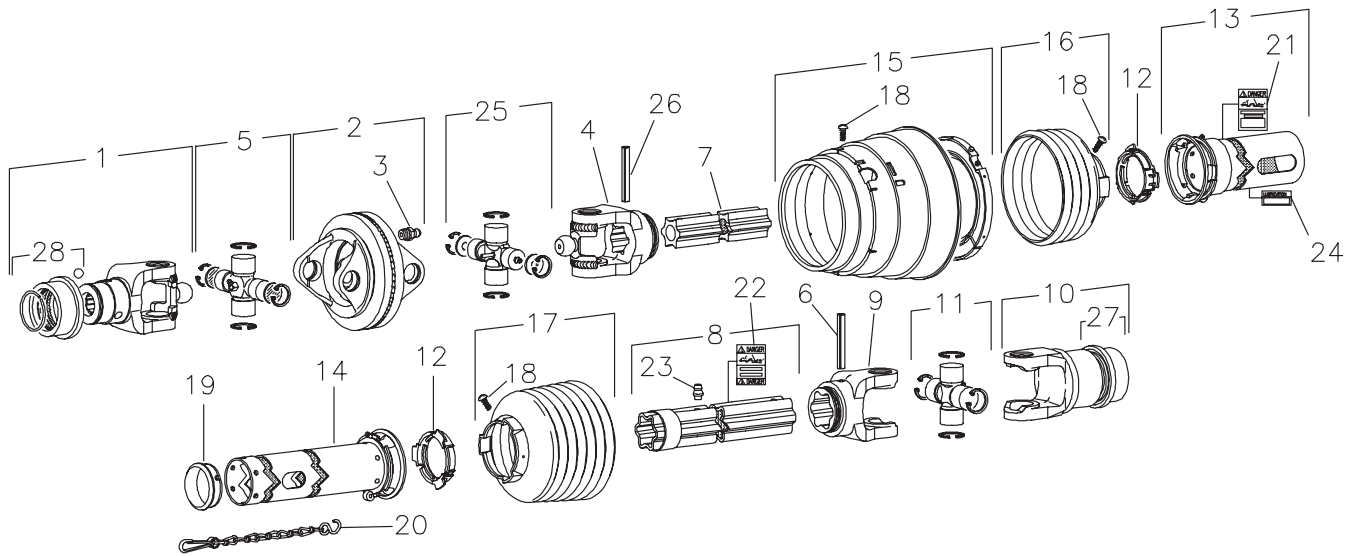
WINDROW SHREDDER COMPONENTS

PAGE 6	TRAIL HITCH ASSEMBLY (5610-0001-100 TO 5610-0309-101)
PAGE 7	TRAIL HITCH ASSEMBLY (ALL OTHER MACHINES)
PAGE 8-9	FRONT DRIVE LINE ASSEMBLY
PAGE 10-11	ROTOR AND DRIVE ASSEMBLY
PAGE 12-13	AUGER AND DRIVE ASSEMBLY 5610
PAGE 14-15	AUGER AND DRIVE ASSEMBLY 5610L
PAGE 16	CHUTE ASSEMBLY
PAGE 17	CUP KNIFE ASSEMBLY
PAGE 18	IDLER ASSEMBLY
PAGE 18	SMV SIGN ASSEMBLY
PAGE 19	TIRE, RIM, AND WHEEL LEG ASSEMBLY
PAGE 20	HYDRAULIC LIFT KIT
PAGE 20	3 X 8 HYDRAULIC CYLINDER
PAGE 21	WINDROW SHREDDER LIGHT PACKAGE
PAGE 22	RATCHET JACK ASSEMBLY
PAGE 22	SAFETY CHAIN
PAGE 22	OPERATOR MANUAL
PAGE 23	AUGER COVER LIFT KIT

HINIKER 5600 SERIES WINDROW SHREDDER

1 3/8-21 1000 RPM CV PTO

SEC
2



79202278 PTO 1 3/8-21 GKN 395564

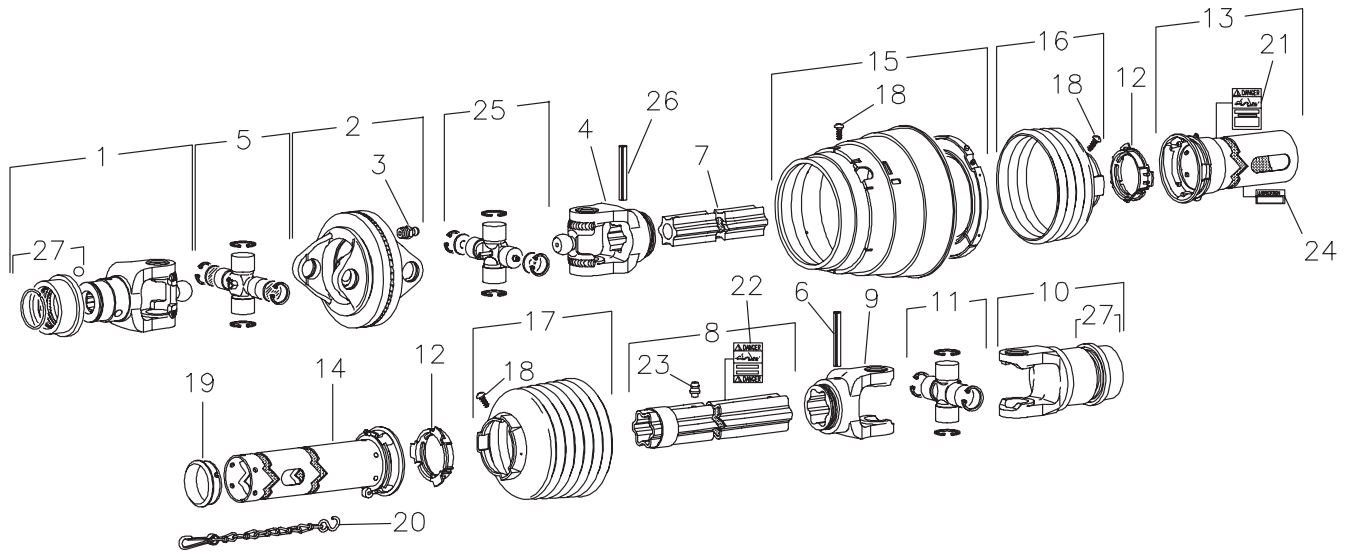
DWG. NO. 5936

REF. NO.	PART NUMBER	DESCRIPTION	QTY.	REF. NO.	PART NUMBER	DESCRIPTION	QTY.
1	520-03119	Yoke, 1 3/8-21 Spline	1	15	52003233	CV Cone & Bearing Assembly	1
2	520-03120	Double Yoke	1	16	52003234	Shield Cone 4 Rib	1
3	520-03121	Grease Zerk	1	17	52003235	Shield Cone 7 Rib	1
4	52003230	Inboard Yoke S4	1	18	520-03135	Screw	8
5	520-03123	Cross & Bearing Kit	1	19	520-03136	Support Bearing	1
6	520-03124	Spring Pin 10 x 90	1	20	520-03137	Safety Chain	1
7	520-03144	Inner Profile	1	21	520-03138	Outer Decal	1
8	520-03176	Profile & Sleeve Weldment	1	22	520-03139	Inner Decal	1
9	520-03127	Inboard Yoke S5	1	23	520-03140	Grease Zerk	1
10	520-03118	Overrunning Clutch	1	24	52003236	Lubrication Decal	1
11	520-03128	Cross & Bearing Kit	1	25	52003237	Cross & Bearing Kit	1
12	520-03129	Bearing Ring	2	26	52003242	Spring Pin 10 x 75	1
13	52003231	Out Shield Tube OVL	1	27	520-03142	Collar Kit (In Item 10)	1
14	52003232	In Shield Tube Round	1	28	520-03141	Collar Kit (In Item 1)	1

HINIKER 5600 SERIES WINDROW SHREDDER

1 3/4-20 1000 RPM CV PTO

SEC
2



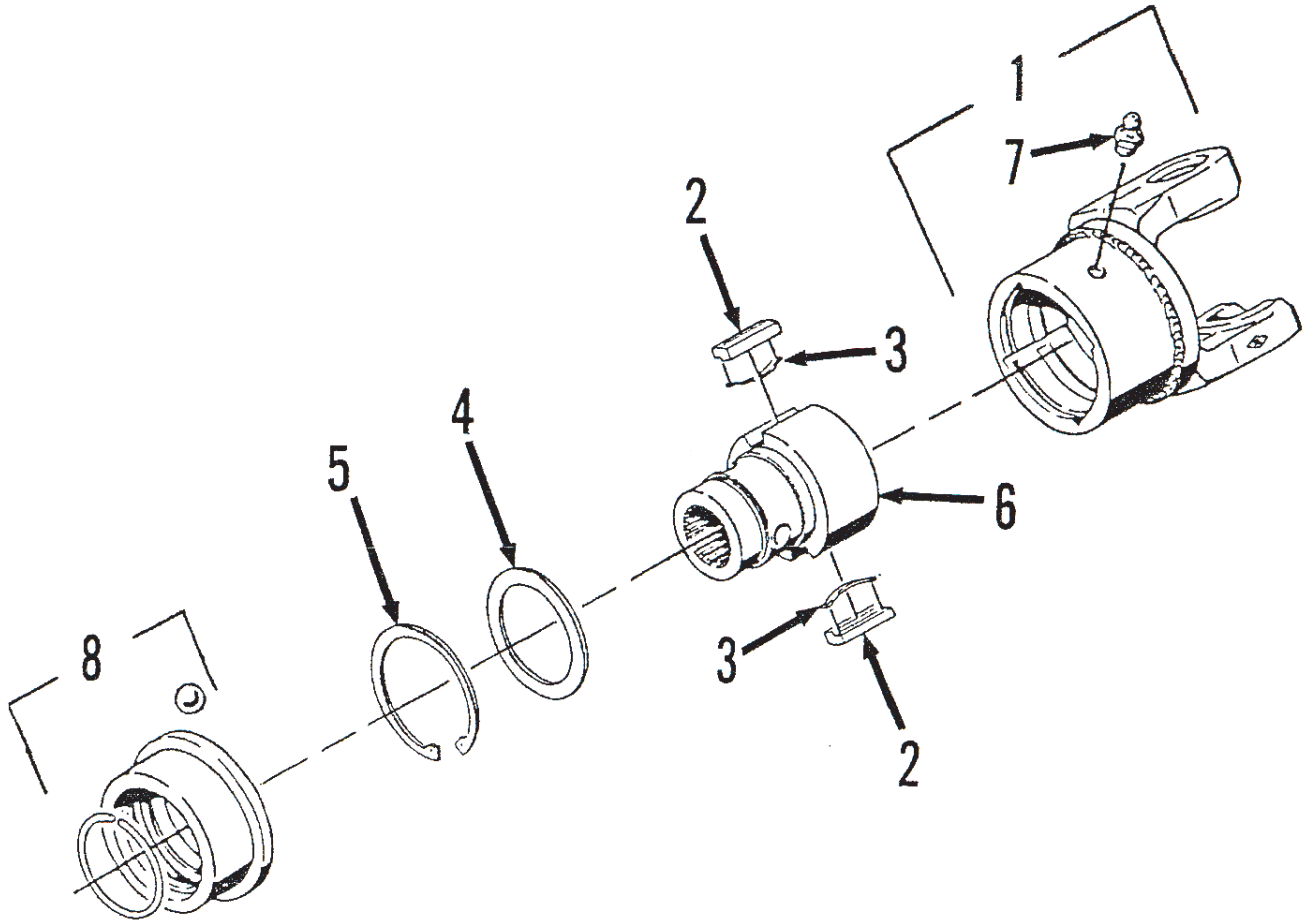
79202277 PTO 1 3/4-20 GKN 396073

DWG. NO. 5937

REF. NO.	PART NUMBER	DESCRIPTION	QTY.	REF. NO.	PART NUMBER	DESCRIPTION	QTY.
1	520-03143	Yoke, 1 3/4-20 Spline	1	15	52003233	CV Cone & Bearing Assembly	1
2	520-03120	Double Yoke	1	16	52003234	Shield Cone 4 Rib	1
3	520-03121	Grease Zerk	1	17	52003235	Shield Cone 7 Rib	1
4	52003230	Inboard Yoke S4	1	18	520-03135	Screw	8
5	520-03123	Cross & Bearing Kit	1	19	520-03136	Support Bearing	1
6	520-03124	Spring Pin 10 x 90	1	20	520-03137	Safety Chain	1
7	520-03144	Inner Profile	1	21	520-03138	Outer Decal	1
8	520-03176	Profile & Sleeve Weldment	1	22	520-03139	Inner Decal	1
9	520-03127	Inboard Yoke S5	1	23	520-03140	Grease Zerk	1
10	520-03118	Overrunning Clutch	1	24	52003236	Lubrication Decal	1
11	520-03128	Cross & Bearing Kit	1	25	52003237	Cross & Bearing Kit	1
12	520-03129	Bearing Ring	2	26	52003242	Spring Pin 10 x 75	1
13	52003231	Out Shield Tube OVL	1	27	520-03142	Collar Kit	2
14	52003232	Inn Shield Tube Round	1				

OVERRUNNING CLUTCH 1000 RPM

SEC
2

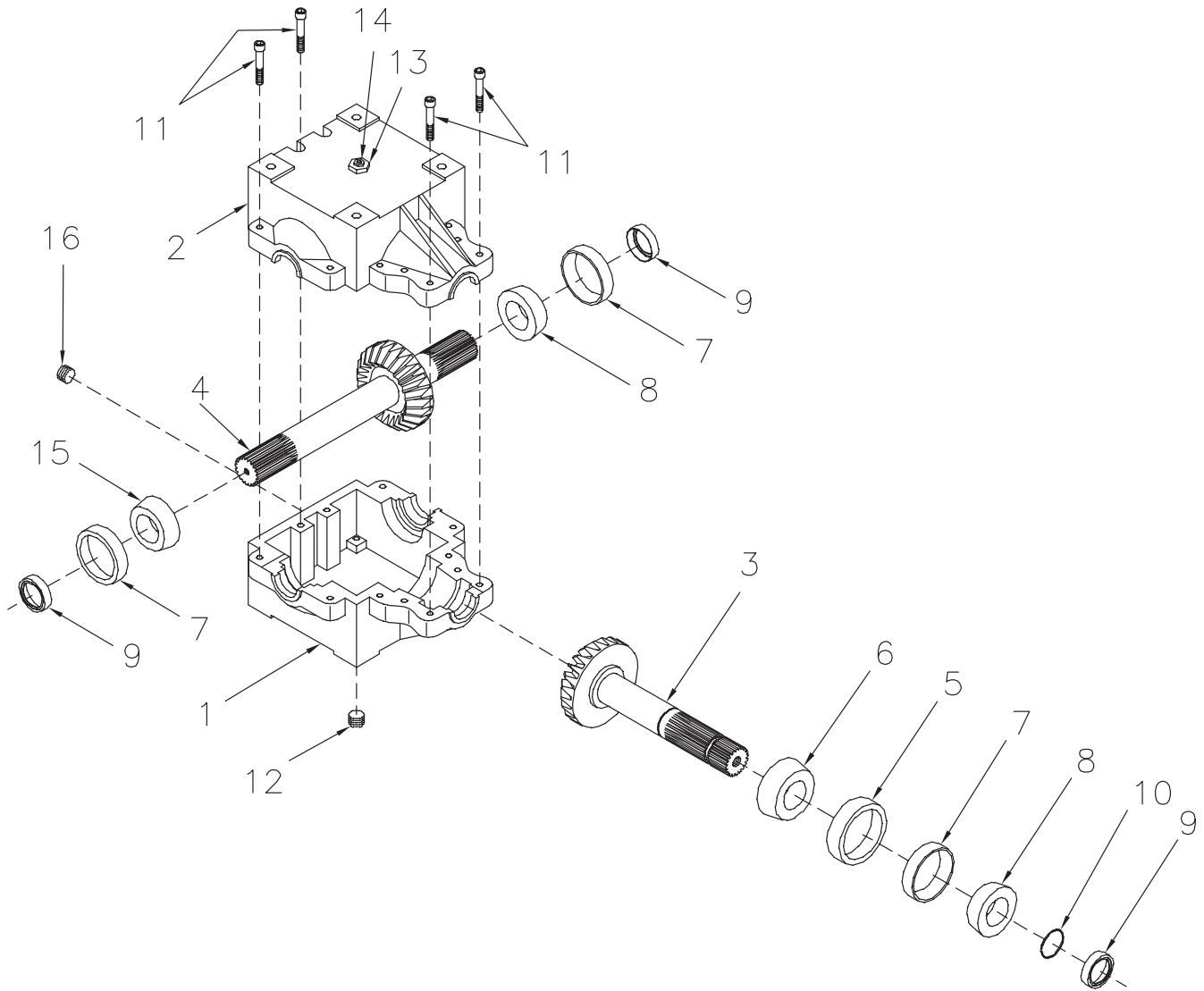


520-03118 Overrunning Clutch

DWG. NO. 2512

REF. NO.	PART NUMBER	DESCRIPTION	QTY.	REF. NO.	PART NUMBER	DESCRIPTION	QTY.
1	520-03146	Clutch Housing	1	5	520-03150	Retaining Ring	1
2	520-03147	Key	2	6	520-03151	Hub, 1 3/4 - 20 Spline	1
3	520-03148	Leaf Spring	2	7	520-03121	Grease Zerk	1
4	520-03149	Supporting Ring	2	8	520-03142	Collar Kit	1

GEARBOX ASSEMBLY, 1000 RPM



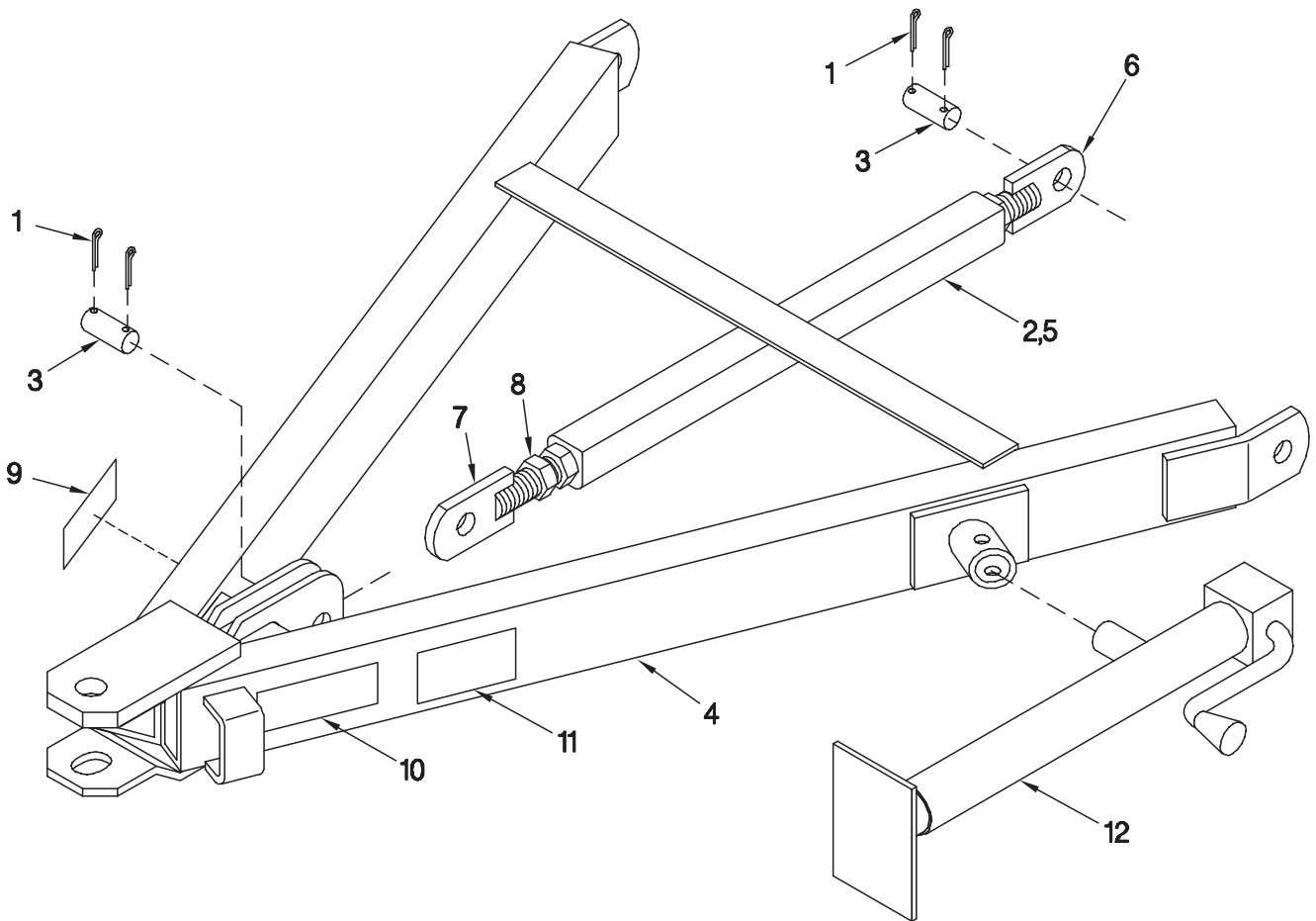
51700216 1000 RPM Gear Box Assembly

DWG. NO. 5938

REF. NO.	PART NUMBER	DESCRIPTION	QTY.	REF. NO.	PART NUMBER	DESCRIPTION	QTY.
1	400-17205	Casting (Tapped Holes)	1	10	702-05093	Retaining Ring (1 3/4 Shaft)	1
2	400-17206	Casting (Thru Holes)	1	11	950-011-032	Socket Head Cap Screw 3/8-16 x 2 1/4	12
3	50106488	Pinion Shaft/Gear	1	12	203-51156	Plug, 1/2 NPT Socket Head Hex	1
4	50106489	Cross Shaft/Gear	1	13	203-51074	Bushing, 1/2 NPT - 1/8 NPT	1
5	601-05002	Bearing Cup (Large) #3720	1	14	203-50308	Pressure Relief	1
6	601-02075	Bearing Cone (Large) #3782	1	15	601-02001	Cone Timken #25580	1
7	601-05001	Bearing Cup (Small) #25520	3	16	79201412	Plug 1/4 NPT	1
8	601-03003	Bearing Cone (Small) #25581	2		51700216	Gearbox Assembly	
9	650-06056	Seal (1 3/4 Shaft)	3				

TRAIL HITCH ASSEMBLY W/JACK
 MODEL 5610 (S/N 5610-0001-100 TO 5610-0309-101)

SEC
 2

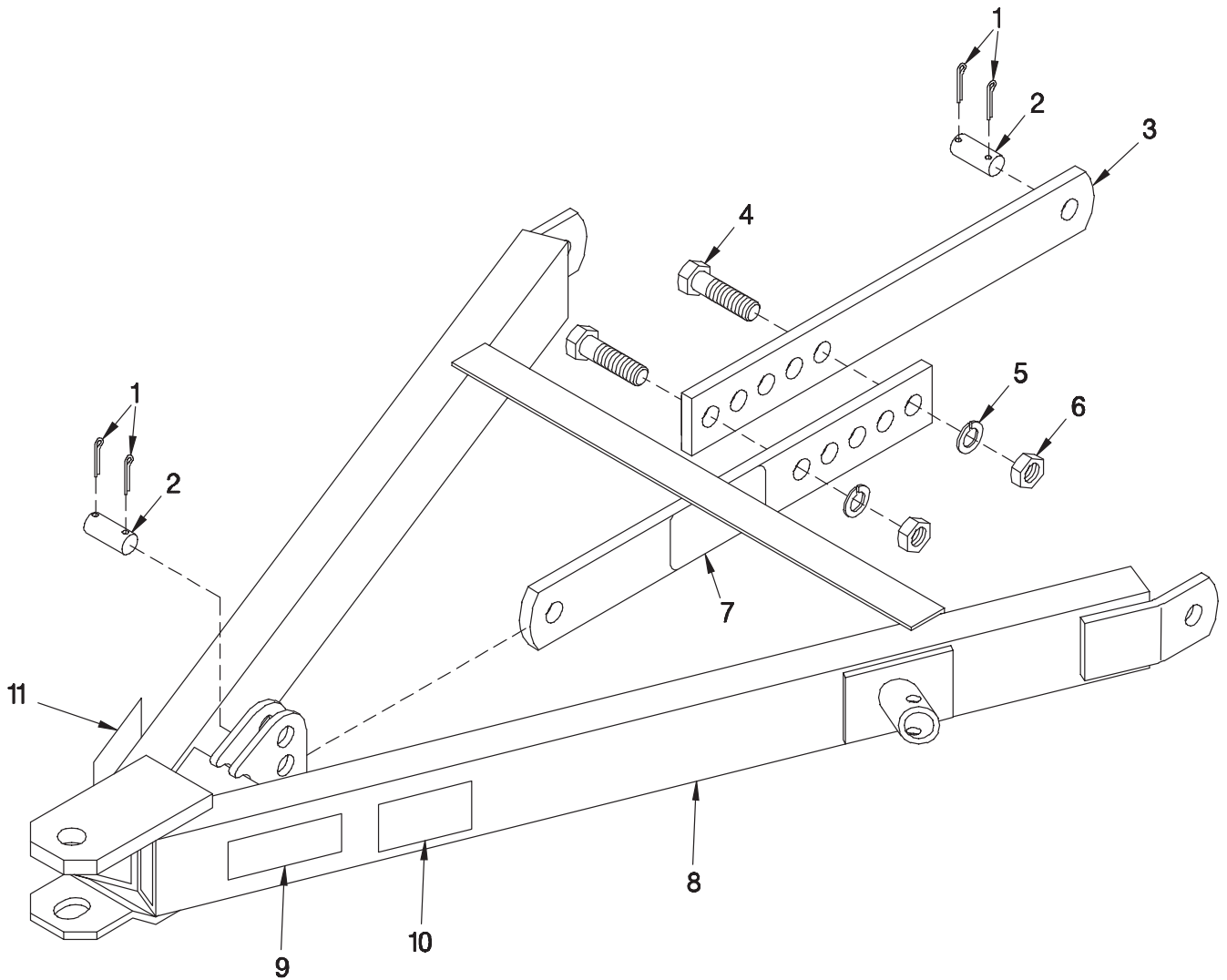


79202247 Trail Hitch Assembly

DWG. NO. 5606

REF. NO.	PART NUMBER	DESCRIPTION	QTY.	REF. NO.	PART NUMBER	DESCRIPTION	QTY.
1	035-42065	Cotter Pin 1/4 x 1 3/4	4	7	79201098	RH Turnbuckle Rod Weldment	1
2	79200872	Turnbuckle Assembly (Includes Items 5-8)	1	8	951-001-022	Hex Nut 1 1/4-7	1
3	79200993	Hitch Pin	2	9	850-001-305	Tape-Red Reflector	1
4	79202246	Trail Hitch Assembly (Includes Items 9-11)	1	10	850-001-285	Tape-Yellow Reflector	1
5	79200869	Turnbuckle Weldment	1	11	85501787	Caution Decal	1
6	79201097	LH Turnbuckle Rod Weldment	1	12	400-34074	Tubular Mount Jack	1

TRAIL HITCH ASSEMBLY
 MODEL 5610 (S/N 5610-0310-101 AND LATER)
 MODEL 5610L ALL MACHINES



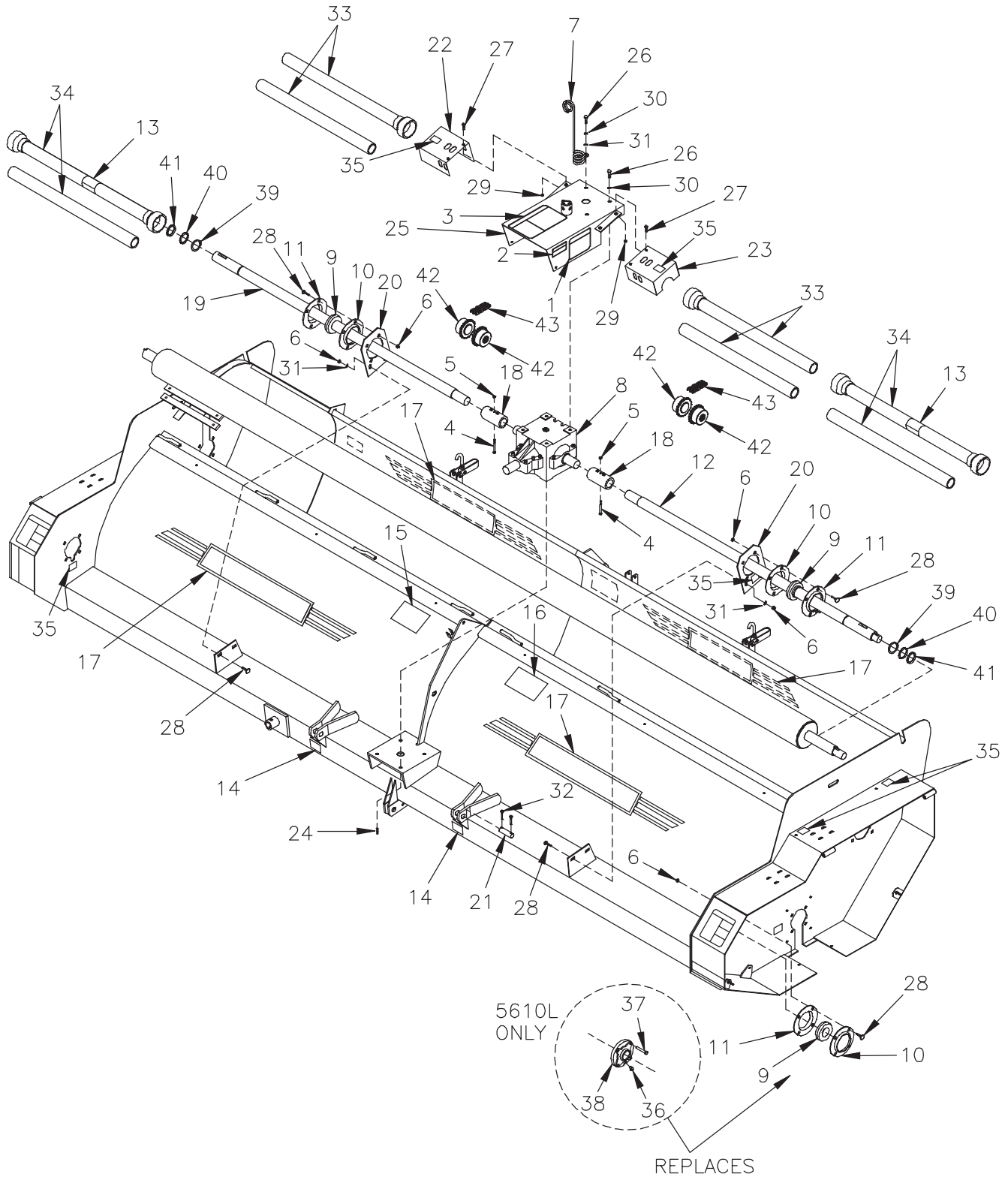
79201775 Trail Hitch Assembly

DWG. NO. 3174

REF. NO.	PART NUMBER	DESCRIPTION	QTY.	REF. NO.	PART NUMBER	DESCRIPTION	QTY.
1	035-42065	Cotter Pin 1/4 x 1 3/4	4	7	71505172	Decal, "Warning"	1
2	79200993	Hitch Pin	2	8	79201776	Hitch Assembly	1
3	79201772	Bar Level	2	9	850-001-285	Tape Yellow Reflector	1
4	031-06459	Hex Head Cap Screw 1-8 x 3 Gr. 5	2	10	85501787	Decal, "Caution"	1
5	952-001-009	Lock Washer 1 Inch	2	11	850-001-305	Tape Red Reflector	1
6	951-001-011	Hex Nut 1-8	2				

FRONT DRIVE LINE ASSEMBLY

SEC 2



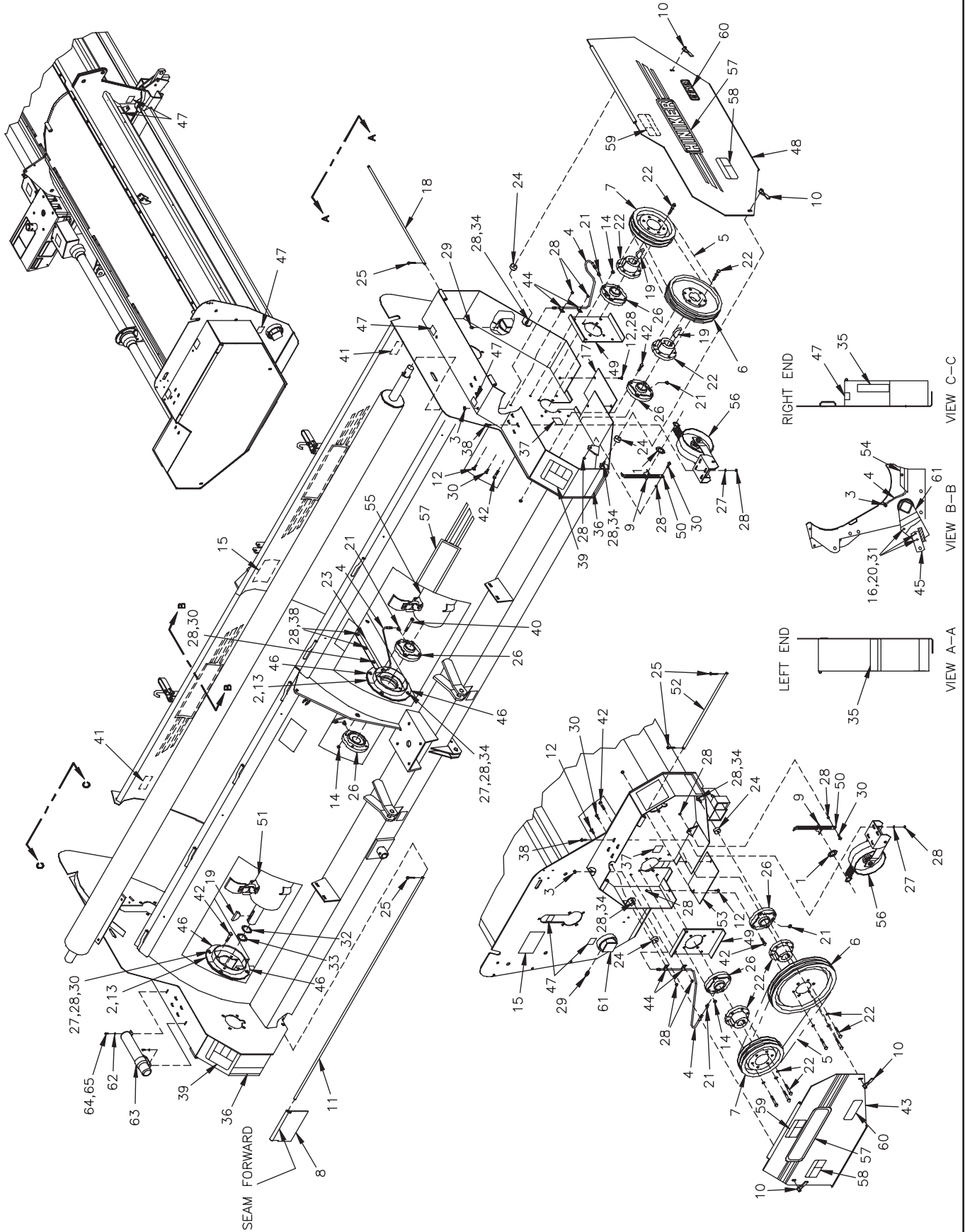
HINIKER 5600 SERIES WINDROW SHREDDER

REF. NO.	PART NUMBER	DESCRIPTION	QTY.	REF. NO.	PART NUMBER	DESCRIPTION	QTY.
1	71504143	Important Decal	1	24	950-002-013	Whiz Lock Bolt 1/2-13 x 1 1/2 Gr. 5	4
2	71504129	Caution Decal	1	25	79201536	Shield Assembly 1000 RPM	1
3	71504132	Caution Decal	1	26	950-001-111	Hex Head Cap Screw 1/2-13 x 1 1/4 Gr. 5	8
4	031-06113	Hex Head Cap Screw 3/8-16 x 3 Gr. 5	2	27	950-002-009	Hex Head Flange Whiz Lock Bolt 3/8-16 x 1	4
5	034-05168	Uni-Torque Lock Nut 3/8-16	2	28	950-003-028	Carriage Bolt 1/2-13 x 1 1/4	20
6	034-05170	Uni-Torque Lock Nut 1/2-13	A/R	29	951-005-003	Mac Lock Nut, 3/8-16	4
7	000-69096	Hose Carrier	1	30	952-001-004	Lock Washer 1/2 Inch	8
8	51700216	1000 RPM Gearbox Assembly	1	31	952-004-067	Flat Washer 1/2 Inch	5
9	79203223	Spherical Bearing 2" Kit	4	32	953-001-010	Cotter Pin, 1/4 x 1 1/2 Square Cut	4
10	60400524	Relube Flange W/O Fitting	4	33	79201794	Shield Inside (With Reducer End)	2
11	60400525	Relube Flange W/Fitting	4		79204112	Shield Inside (Without Reducer End)	2
12	79202243	LH 15' Solid Line Shaft	1	34	79201793	Outer Shield Assembly (With Reducer Ends)	2
13	520-03138	Outer Decal	2		79203718	Outer Shield Assembly (Without Reducer Ends)	2
14	715-03174	Lift Here Decal	2	35	79203259	Decal Grease	A/R
15	71504142	Important Decal	1	36	955-001-010	Grease Zerk 1/8-27 90°	A/R
16	71504131	Danger Decal	1	37	950-001-112	Hex Head Cap Screw 1/2-13 x 2 Gr. 5	A/R
17	71505168	"Hiniker" Decal	4	38	79203218	Flange Bearing 2"	A/R
18	79200836	Splined Coupler W/Fitting	2	39	79203951	External Snap Ring 2" Heavy Duty	2
19	79200911	Solid Line Shaft, 15'	1	40	710-05332	Washer 10 Ga. (.135)	A/R
20	79201758	Bearing Support	2	41	710-05333	Washer 16 Ga. (.060)	A/R
21	79200967	Lower Hitch Pin	2	42	79203969	Chain Coupling Weldment 60B20	A/R
22	79201779	RH Line Shield	1	43	79203966	Chain, #60 Double Coupling	A/R
23	79201778	LH Line Shield	1				

S E C 2

ROTOR & DRIVE ASSEMBLY

2 CEMS



DWG. NO. 5615

HINIKER 5600 SERIES WINDROW SHREDDER

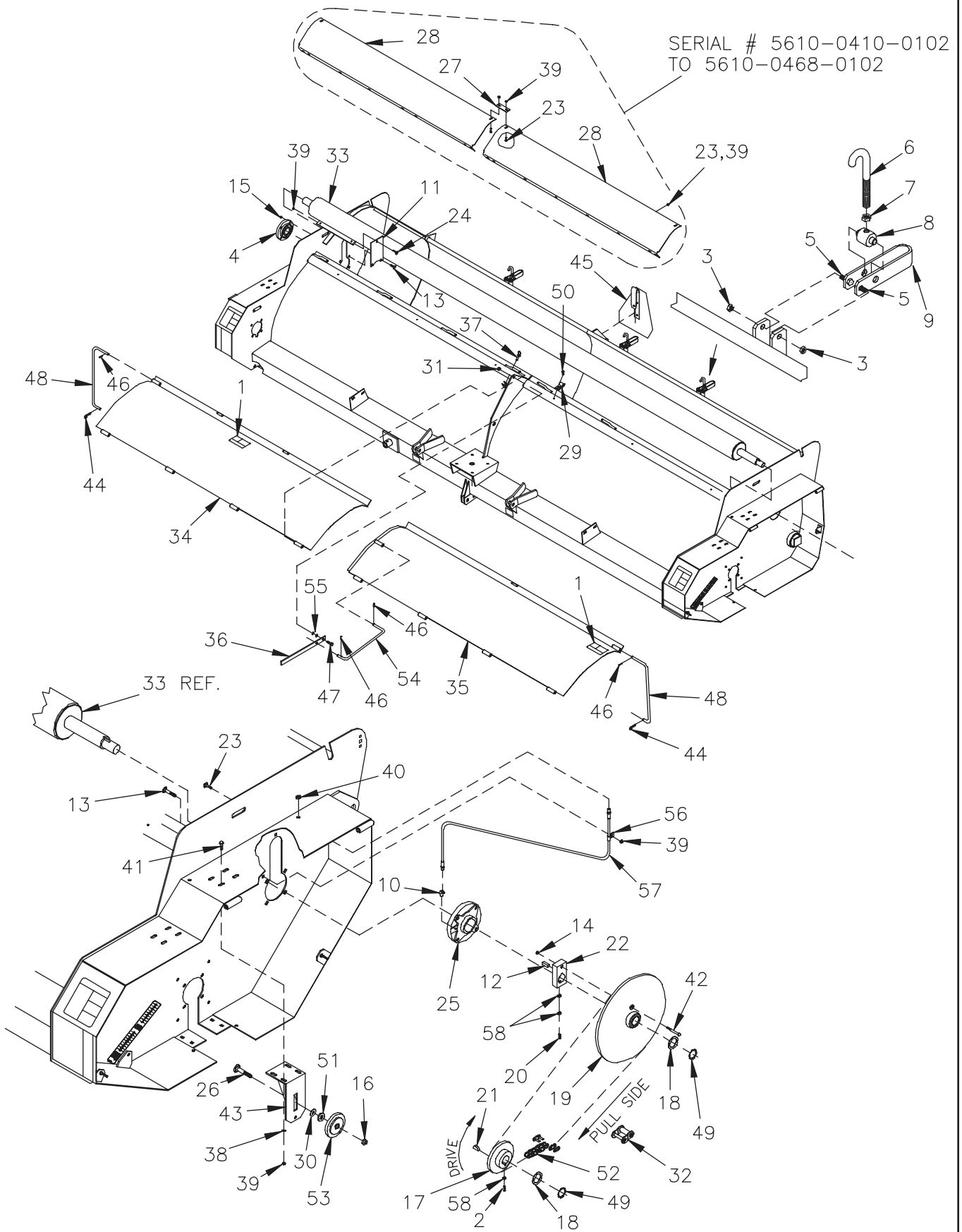
REF. NO.	PART NUMBER	DESCRIPTION	QTY.	REF. NO.	PART NUMBER	DESCRIPTION	QTY.
1	000-20179	Machinery Bushing 1 3/8	2	34	950-002-010	Hex Head Flanged Whiz Lock Bolt 3/8-16 x 1 1/2	8
2	79202088	Shield Spacer 1/16"	A/R	35	850-001-305	Tape-Red Reflector	2
3	000-24063	Lock Nut	4	36	850-001-285	Tape-Yellow Reflector	2
4	79202316	Grease Hose 27 1/2"	4	37	71503213	Belt Tension Decal	2
5	000-25012	"HC" V-Belt Set Of 2	2		79203023	Decal Spring Instructions	2
	79203784	V-Belt Set Of 2 (Model 5610L Only)	2	38	950-002-009	Hex Head Flanged Whiz Lock Bolt 3/8-16 x 1	10
6	515-18009	Sheave, 2 Groove, 13" Diameter	2	39	71505171	Warning Decal	2
	515-18008	Sheave 16" Diameter (Model 5610L Only)	2	40	950-001-301	Hex Head Cap Screw 1/2-13 x 4 1/4 Gr. 5	4
7	515-18007	Sheave, 2 Groove, 10 1/2" Dia.	2	41	71504136	Important Decal	2
8	000-64011	Shield Plate	18	42	950-001-112	Hex Head Cap Screw 1/2-13 x 2 Gr. 5	8
9	000-65186	Spring Anchor	2	43	79202260	RH Cover Assembly	1
10	000-65223	Threaded Handle	4	44	720-02399	Cable Clamp 3/8	4
11	79200976	Flipper Shield Rod	2	45	79201005	Cylinder Lug	1
12	950-003-054	Carriage Bolt 3/8-16 x 3/4 SS Gr. 5	6	46	79203157	Anti-Wrap Shield Weldment	8
13	79202087	Shield Spacer 1/8"	A/R	47	79203259	Grease Decal	A/R
14	034-05170	Uni-Torque Lock Nut 1/2-13	12	48	79202259	LH Cover Assembly (Rockshaft Inside Cover)	1
15	71504144	Danger Decal	2		79202659	LH Cover Assembly (Exposed Rockshaft)	1
16	952-003-003	Flat Washer 5/8 SAE	6	49	79200860	Bearing Support	2
17	79201486	Bottom Cover	1	50	79200866	Take-Up Bar	2
18	79201487	Shield Rod	1	51	79203204	RH 15' Cylinder Assembly	1
19	035-60063	Woodruff Key 1/2 x 2 3/4	4	52	79200920	Shield Rod	1
20	034-05172	Lock Nut 5/8 Stover Gr. B	3	53	79200923	Bottom Cover(7" Wide RH Drive Shield)	1
21	203-51254	45° Elbow 1/8 NPT x 1/8 NPT	A/R		79203377	Bottom Cover(8" Wide RH Drive Shield)	1
	203-51251	45° Elbow 1/4-28 x 1/8 NPT	A/R	54	79201397	RH Hose Shield	1
22	400-27038	QD Hub, Type "SF" 2" Bore	4	55	79203198	LH 15' Cylinder Assembly	1
23	79201398	LH Hose Shield	1	56	79200956	Idler Assembly	2
24	79201120	Shield Bumper	4	57	71505168	Decal, "Hiniker"	4
25	953-001-002	Cotter Pin, 1/8 x 1" Square Cut	6	58	71505169	Decal, Warning	2
26		Flange Bearing, 2" Shaft (See Section 5 Page 39)	4	59	71505170	Decal, Warning	2
27	952-003-006	Flat Washer 3/8 SAE	20	60	71505175	Decal, 5610	2
28	951-005-003	Mac Lock Nut 3/8-16	38	61	79201989	Rockshaft Repair Kit	0
29	203-50003	Zerk 1/4-28 NPT Straight	3	62	952-003-010	Flat Washer 1/4 Inch	2
30	950-002-014	Hex Head Flanged Whiz Lock Bolt 3/8-16 x 1 1/4	12	63	79203392	Operator's Manual Canister	1
31	950-001-147	Hex Head Cap Screw 5/8-11 x 2 1/2 Gr. 5	3	64	950-001-233	Hex Head Cap Screw 1/4-20 x 5/8 Gr. 5	2
32	710-05333	Washer 16 Ga.	A/R	65	951-005-089	Lock Nut 1/4-20 Gr. A 2-Way	2
33	710-05332	Washer 10 Ga.	A/R				

SECTION 2

AUGER & DRIVE ASSEMBLY 5610

SERIAL # 5610-0410-0102
TO 5610-0468-0102

SEC
2



DWG. NO. 5609A

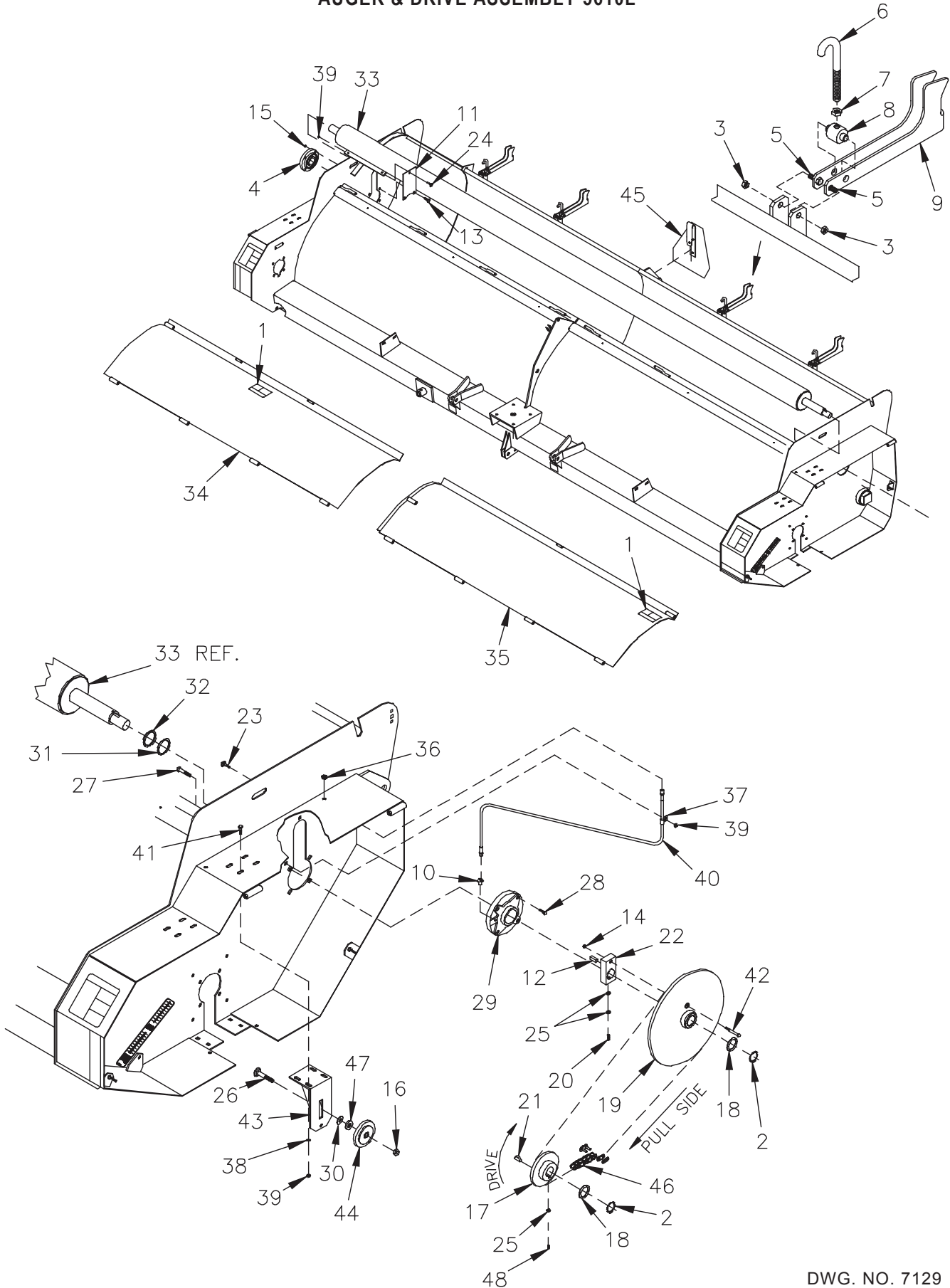
HINIKER 5600 SERIES WINDROW SHREDDER

REF. NO.	PART NUMBER	DESCRIPTION	QTY.	REF. NO.	PART NUMBER	DESCRIPTION	QTY.
1	71504127	Warning Decal	2	30	952-002-008	Flat Washer 3/4 Inch	1
2	031-21033	Square Head Set Screw 3/8-16 x 1 1/4	1	31	060756	Lock Nut Nylon 5/8-11	1
3	951-005-051	Lock Nut, 3/8-16, 2-Way	6	32	504-05003	#60 Offset Link	A/R
4	79203218	Flange Bearing 2" Shaft	1	33	79202244	Auger Weldment (14")	1
5	950-001-089	Hex Head Cap Screw 3/8-16 x 3/4 Gr. 5	6	34	79201801	RH Auger Cover Assembly	1
6	79201788	Auger Door Latch	3	35	79201802	LH Auger Cover Assembly	1
7	951-001-007	Hex Nut 1/2-13	3	36	79201795	Lever	1
8	400-35126	Swivel Auger Door Latch	3	37	703-00209	Lynch Pin	1
9	79201864	Handle Auger Door Latch	3	38	952-003-006	Flat Washer, 3/8 Inch SAE	4
10	203-51254	45° Elbow 1/8 NPT To 1/8 NPT	1	39	951-005-003	Mac Lock Nut, 3/8-16	A/R
11	79201544	Cover	2	40	000-24063	Lock Nut	1
12	79203785	Key	1	41	950-002-009	Hex Head Flanged Whiz Lock Bolt, 3/8-16 x 1	4
13	950-001-112	Hex Head Cap Screw 1/2-13 x 2 Gr. 5	A/R	42	950-001-050	Hex Head Cap Screw 3/8-16 x 2 1/2 Gr. 8	1
14	034-05168	Uni-Torque Lock Nut, 3/8-16	1	43	79202241	Bracket Weldment	1
15	034-05170	Uni-Torque Lock Nut, 1/2-13	A/R	44	720-02303	Hair Pin Cotter	2
16	034-05172	Uni-Torque Lock Nut, 5/8-11	1	45	79201550	SMV & Mount Assembly	1
17	79202625	Sprocket, 60B28	1	46	701-30010	Roll Pin, 3/16 x 1	4
18	710-05321	Washer	2	47	950-001-132	Hex Head Cap Screw 5/8-11 x 1 3/4 Gr. 5	1
19	79201623	Auger Drive Sprocket	1	48	79201835	RH & LH Auger Cover Prop	2
20	031-21035	Set Screw, 3/8-16 x 1 3/4	3	49	702-05031	Retaining Ring, 1 1/2	2
21	035-60039	Woodruff Key, 3/8 x 1 1/4	1	50	950-005-043	Self Tapping Screw 1/4-20 x 3/4 Hex W Head	6
22	79201621	Shear Flange	1	51	952-004-070	Hardened Flat Washer 5/8 Inch	2
23	950-003-054	Carriage Bolt 3/8-16 x 3/4 Gr. 5	A/R	52	79202630	#60 Roller Chain	1
24	950-003-029	Carriage Bolt 3/8-16 x 1	2	53	79202766	Idler Sprocket Assembly #60	1
25	79203898	Auger Bearing Replacement Kit	1	54	79201789	Center Support Rod	1
26	030-12166	Carriage Bolt 5/8-11 x 2 1/4 Gr. 5	1	55	952-003-003	SAE Washer 5/8 Inch	2
27	79203169	Support Strap	1	56	720-02399	Clamp 3/8 Cable	1
28	79203341	Auger Deflector	2	57	79202736	Grease Hose 15"	1
29	79201573	Hose Clamp	14	58	951-001-005	Hex Nut 3/8-16	4

SECTION 2

AUGER & DRIVE ASSEMBLY 5610L

SEC 2



DWG. NO. 7129

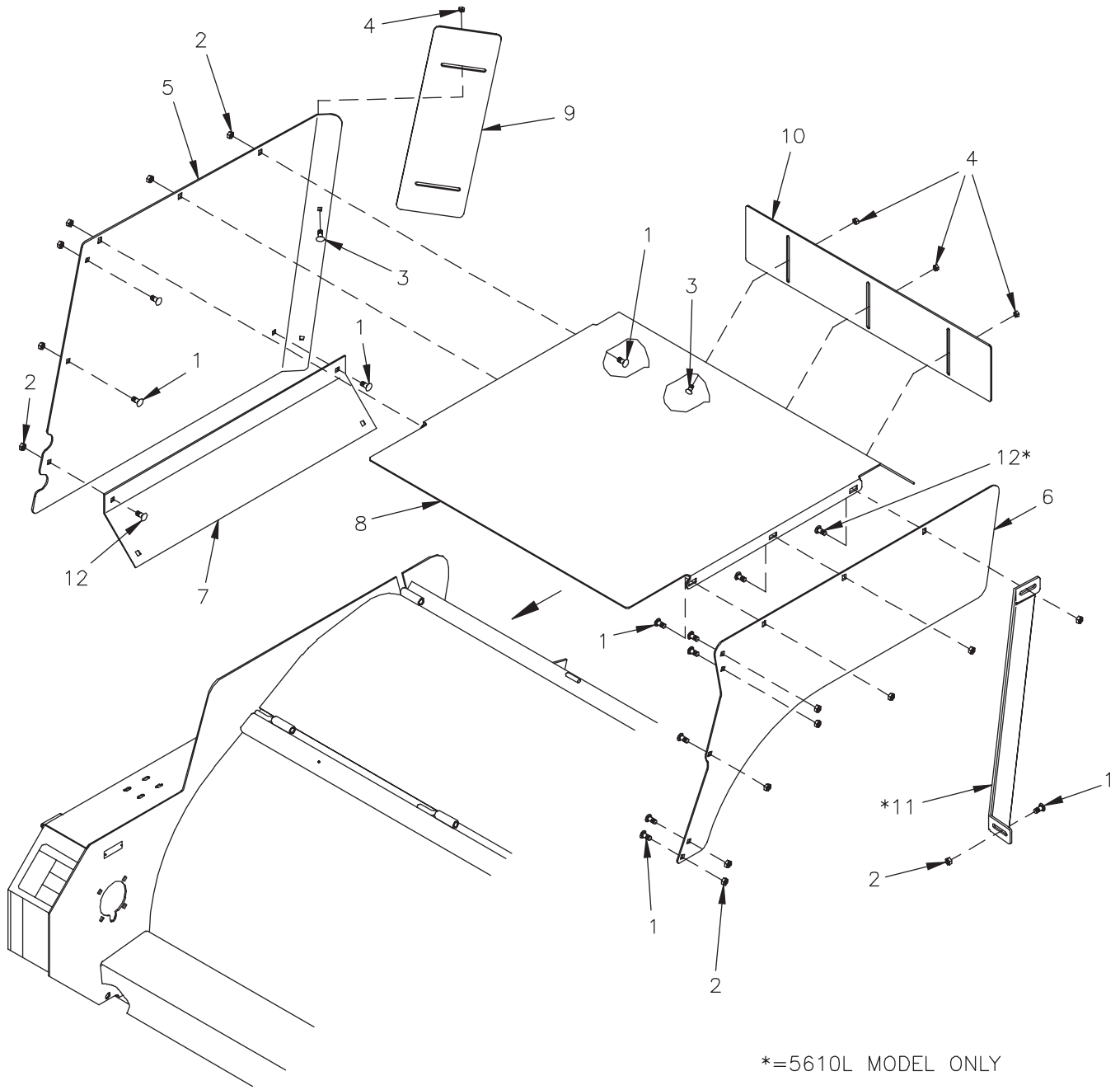
HINIKER 5600 SERIES WINDROW SHREDDER

REF. NO.	PART NUMBER	DESCRIPTION	QTY.	REF. NO.	PART NUMBER	DESCRIPTION	QTY.
1	71504127	Warning Decal	2	25	951-001-005	Hex Nut 3/8-16	4
2	702-05031	Retaining Ring, 1 1/2	2	26	030-12166	Carriage Bolt 5/8-11 x 2 1/4 Gr. 5	1
3	951-005-051	Lock Nut, 3/8-16, 2-Way	8	27	950-001-094	Hex Head Cap Screw 7/16-14 x 1 1/2 Gr. 5	4
4	79203218	Flange Bearing 2" Shaft	1	28	951-005-081	Lock Nut 7/16-14	4
5	950-001-089	Hex Head Cap Screw 3/8-16 x 3/4 Gr. 5	8	29	79203796	Auger Bearing	1
6	79201788	Auger Door Latch	4	30	952-002-008	Flat Washer 3/4 Inch	1
7	951-001-007	Hex Nut 1/2-13	4	31	710-05333	Washer 16 Ga.	A/R
8	400-35126	Swivel Auger Door Latch	4	32	710-05332	Washer 10 Ga.	A/R
9	79203786	Cover Lock	4	33	79203795	Auger Weldment LG	1
10	203-51254	45° Elbow 1/8 NPT To 1/8 NPT	A/R	34	79201801	RH Auger Cover Assembly	1
11	79203594	Cover	2	35	79201802	LH Auger Cover Assembly	1
12	79203785	Key	1	36	000-24063	Lock Nut	1
13	950-001-112	Hex Head Cap Screw 1/2-13 x 2 Gr. 5	4	37	720-02399	Clamp 3/8 Cable	1
14	034-05168	Uni-Torque Lock Nut, 3/8-16	1	38	952-003-006	Flat Washer, 3/8 Inch SAE	4
15	034-05170	Uni-Torque Lock Nut, 1/2-13	A/R	39	951-005-003	Mac Lock Nut, 3/8-16	A/R
16	034-05172	Uni-Torque Lock Nut, 5/8-11	1	40	79202736	Grease Hose 15"	1
17	79202625	Sprocket, 60B28	1	41	950-002-009	Hex Head Flanged Whiz Lock Bolt, 3/8-16 x 1	4
18	710-05321	Washer	2	42	950-001-050	Hex Head Cap Screw 3/8-16 x 2 1/2 Gr. 8	1
19	79201623	Auger Drive Sprocket	1	43	79202241	Bracket Weldment	1
20	031-21035	Set Screw, 3/8-16 x 1 3/4	2	44	79202766	Idler Sprocket Assembly #60	1
21	035-60039	Woodruff Key, 3/8 x 1 1/4	1	45	79201550	SMV & Mount Assembly	1
22	79201621	Shear Flange	1	46	79202630	#60 Roller Chain	1
23	950-003-054	Carriage Bolt 3/8-16 x 3/4 Gr. 5	A/R	47	952-004-070	Hardened Flat Washer 5/8 Inch	2
24	950-003-029	Carriage Bolt 3/8-16 x 1	2	48	031-21033	Square Head Set Screw 3/8-16 x 1 1/4	2

SECTION 2

CHUTE ASSEMBLY

SEC 2

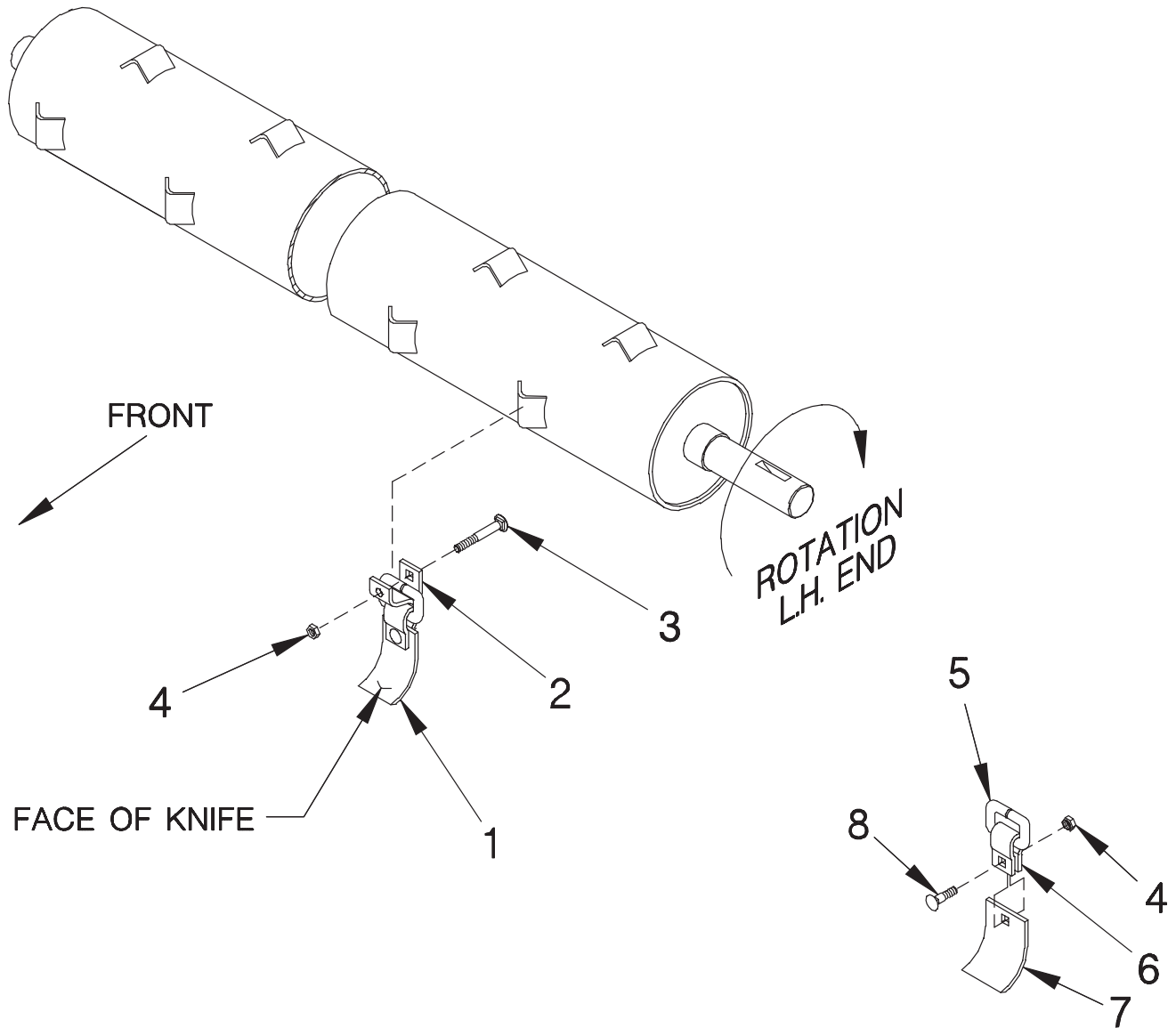


*=5610L MODEL ONLY

DWG. NO. 7130

REF. NO.	PART NUMBER	DESCRIPTION	QTY.	REF. NO.	PART NUMBER	DESCRIPTION	QTY.
1	950-003-054	Carriage Bolt 3/8-16 x 3/4 Gr. 5	15	7	79201490	RH Lower Deflector	1
2	951-005-003	Mac Lock Nut 3/8-16	15	8	79202269	Top Cover	1
3	030-16041	Carriage Bolt 5/16-18 X 3/4 Gr. 5	5	9	79202270	RH Rear Adjustable Deflector	1
4	951-005-036	Mac Lock Nut 5/16-18	5	10	79202271	Top Adjustable Deflector	1
5	79202267	RH Deflector	1	11	79203754	Chute Brace (5610L Only)	1
6	79202268	LH Deflector	1	12	950-003-029	Carriage Bolt 3/8-16 x 1 Gr. 5	A/R

CUP KNIFE ASSEMBLY



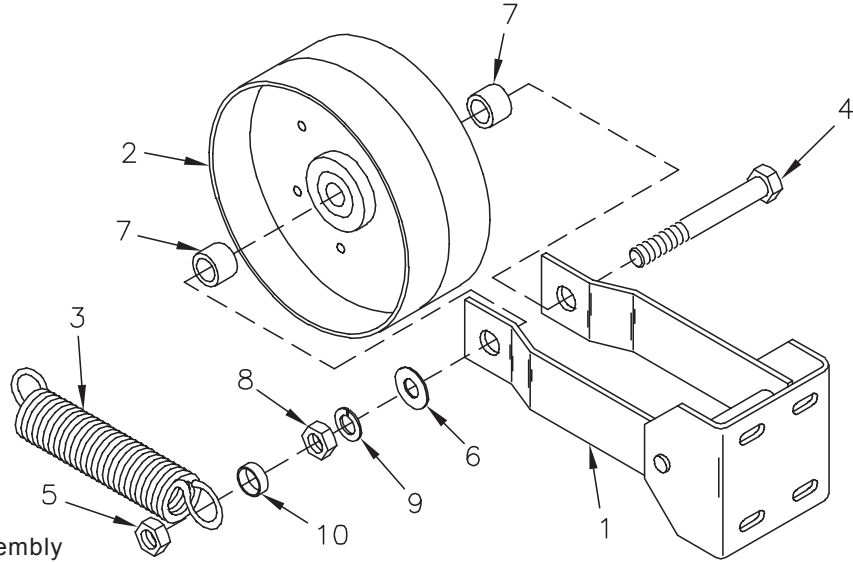
DWG. NO. 3167

REF. NO.	PART NUMBER	DESCRIPTION	QTY.	REF. NO.	PART NUMBER	DESCRIPTION	QTY.
1	79203812	3" Cup Knife Assembly (Includes Items 4-8)	72	5	79203809	Square Ring	72
	79203811	3" Cup Assembly Hard Surface (Includes Items 4-8)	72	6	000-65227	Knife Hanger	72
2	000-65141	Knife Pivot	72	7	79201431	3" Cup Knife	72
3	030-16139	Carriage Bolt 1/2-13 x 3 1/4	72		79203349	3" Cup Knife Hard Surface	72
4	034-05170	Lock Nut Stover 1/2-13	144	8	030-16132	Carriage Bolt 1/2 -13 x 1 1/2 Gr. 5	72

HINIKER 5600 SERIES WINDROW SHREDDER

SEC 2

IDLER ASSEMBLY

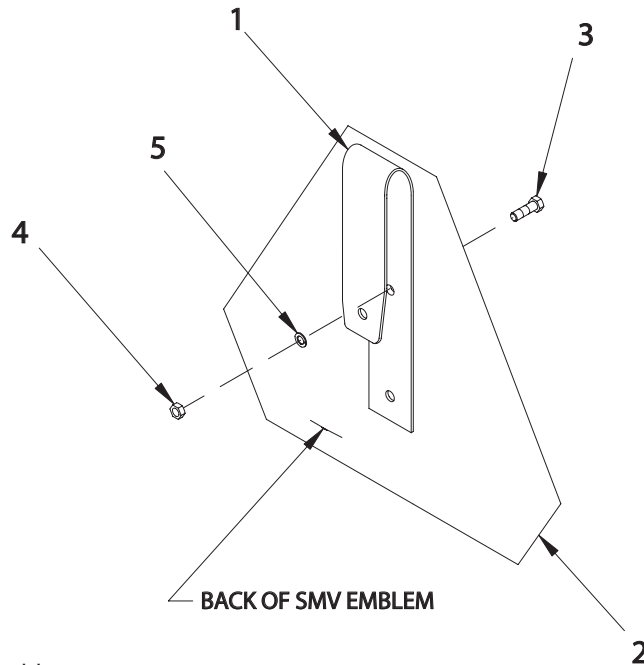


79200956 Idler Assembly

DWG. NO. 2514

REF. NO.	PART NUMBER	DESCRIPTION	QTY.	REF. NO.	PART NUMBER	DESCRIPTION	QTY.
1	79200955	Idler Weldment	1	7	400-10466	Spacer	2
2	51599031	8" Idler Pulley	1	8	951-001-009	Hex Nut 3/4-10	1
3	725-03047	Extension Spring	1	9	952-001-006	Lock Washer 3/4 Inch	1
4	031-06365	Hex Head Cap Screw 3/4 -10 x 5 Gr. 5	1	10	79202310	Spacer 5/16 x 3/4 Conduit	1
5	951-005-037	Lock Nut 3/4-10 2-Way	1		79200956	Complete Idler Assembly	
6	033-12013	Flat Washer 3/4 Inch	1				

SMV SIGN ASSEMBLY

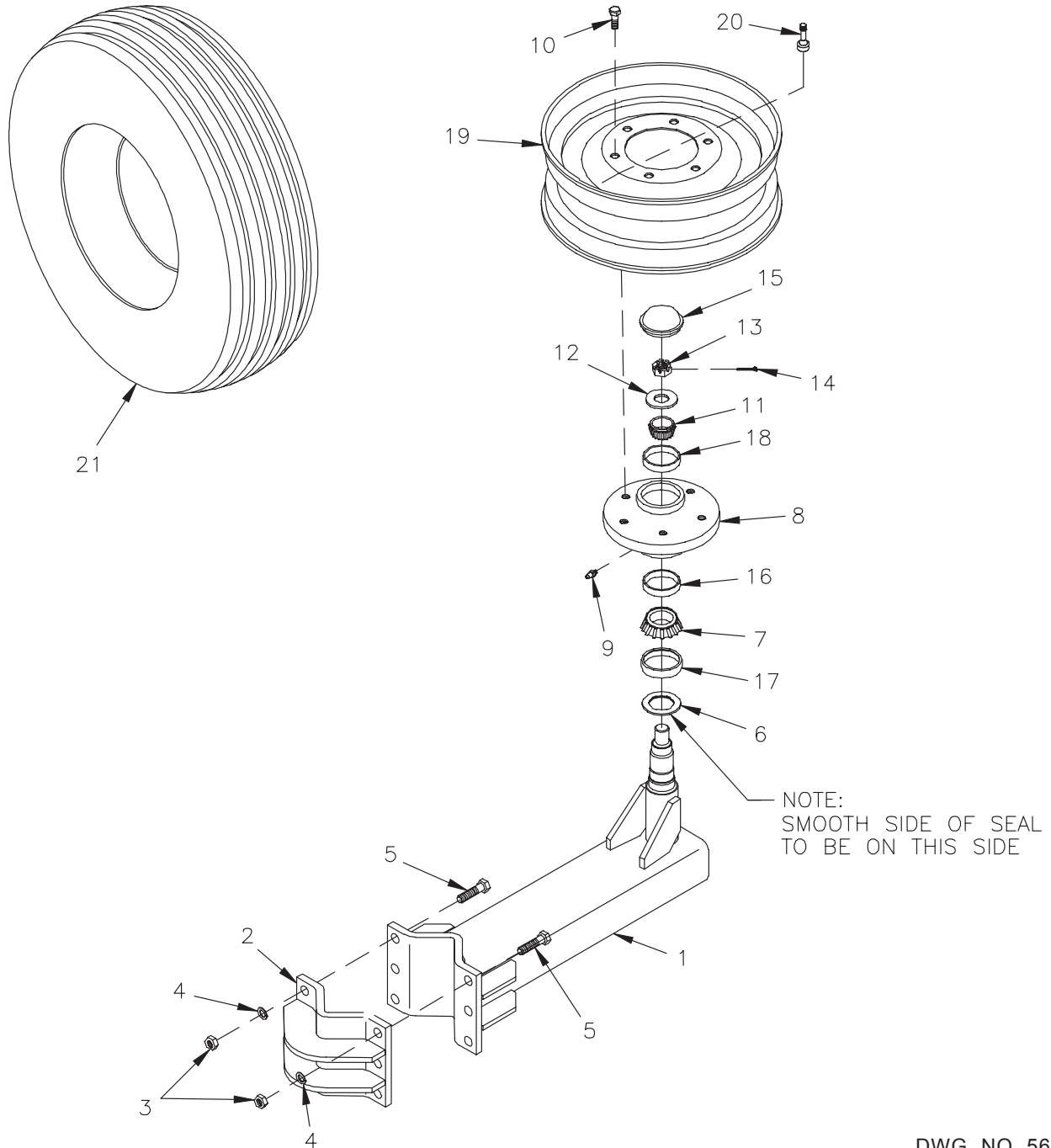


79201550 SMV Mount Assembly

DWG. NO. 2988

REF. NO.	PART NUMBER	DESCRIPTION	QTY.	REF. NO.	PART NUMBER	DESCRIPTION	QTY.
1	79201549	Mount	1	4	951-001-002	Hex Nut #10 - 24	2
2	850-001-354	SMV Emblem	1	5	033-22007	Lock Washer #10	2
3	031-10599	Machine Screw #10-24 x 1/2 Slotted Round Head	2		79201550	Complete SMV Sign Assembly	

TIRE, RIM, AND WHEEL LEG ASSEMBLY



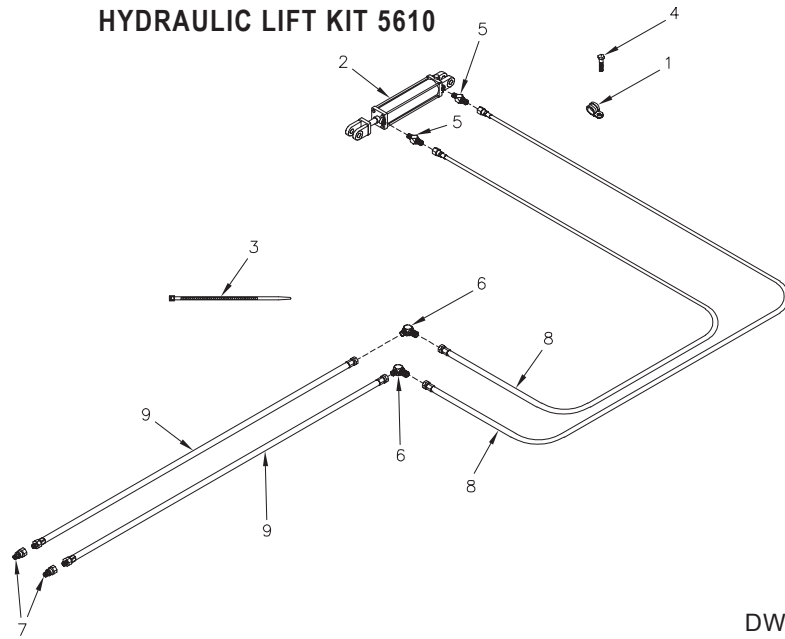
DWG. NO. 5607

REF. NO.	PART NUMBER	DESCRIPTION	QTY.	REF. NO.	PART NUMBER	DESCRIPTION	QTY.
1	79203210	Wheel Leg Weldment	1	13	951-005-002	Slotted Nut 7/8-14	1
2	79203647	Clamp Plate Weldment	1	14	953-001-017	Square Cut Cotter Pin 5/32 x 1 1/2	1
3	951-001-008	Hex Nut 5/8-11	6	15	850-001-155	Dust Cap	1
4	952-001-005	Lock Washer 5/8 Inch	6	16	850-001-159	Rear Cup JL 69310	1
5	950-001-185	Hex Head Cap Screw 5/8-11 x 2 1/4 Gr. 5	6	17	850-001-555	Wear Sleeve	1
6	850-001-164	Triple Lip Seal	1	18	850-001-158	Front Cup LM 67010	1
7	850-001-154	Cone JL69349	1	19	850-001-828	5" x 15 Rim 6-Bolt Black (Not Part Of Assy)	1
8	850-003-053	Hub W/Wear Sleeve (Includes 16,17,18)	1	79203368	8" x 15 Rim 6-Bolt (Not Part Of Assembly)	1	
9	955-001-001	Zerk 1/8-27 NPT Straight	1	20	80504793	Tire Valve, Steel (Not Part Of Assembly)	1
10	950-011-006	Wheel Bolt 1/2-20 x 1	6	21	805-001-154	7.6 x 15 Tire	1
11	850-001-153	Cone LM67048	1	850-002-669	9.5L x 15 Tire 8 Ply	1	
12	802-000-007	Flat Washer 7/8 Inch	1	79203649	Wheel Leg Assembly (Includes Items 1-18)	1	

SEC 2

HINIKER 5600 SERIES WINDROW SHREDDER

HYDRAULIC LIFT KIT 5610

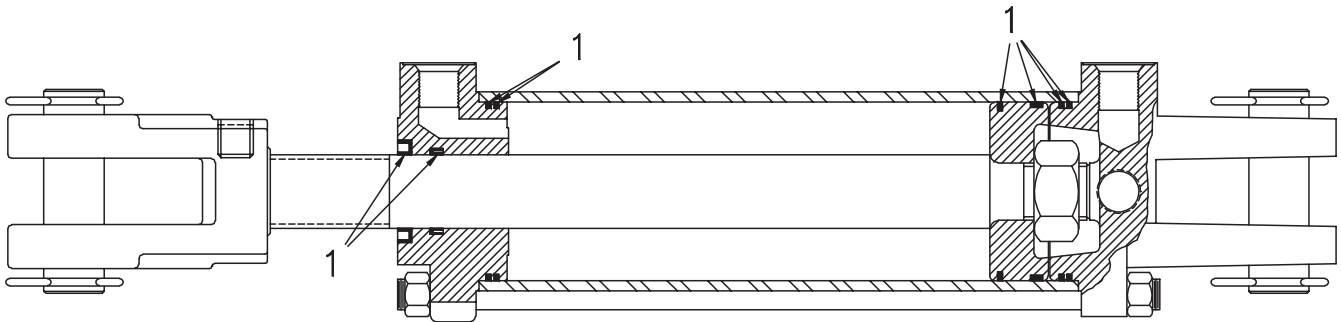


79202382 Hydraulic Lift Kit 5610

DWG. NO. 5948

REF. NO.	PART NUMBER	DESCRIPTION	QTY.	REF. NO.	PART NUMBER	DESCRIPTION	QTY.
1	79201573	Hose Clamp	10	6	956-006-002	Fitting Bulkhead 90° Elbow	2
2	79202368	Hydraulic Cylinder 3 x 8 (See Sec 2 Page 20)	1	7	956-008-036	Connector ISO Male Hydraulic 3/4 ORB	2
3	921-001-144	14" Plastic Cable Tie	8	8	957-022-015	Hose Assembly 1/4 x 266"	2
4	950-005-043	S-Tap Screw 1/4-20 x 3/4 Hex W HD	10	9	957-029-001	Hose Assembly 1/4 x 120"	2
5	956-003-001	Straight Adapter 9/16M To 3/4M .297 ID	2		79202370	Hose Kit 5610 (Includes Items 5-9)	

3 X 8 CYLINDER



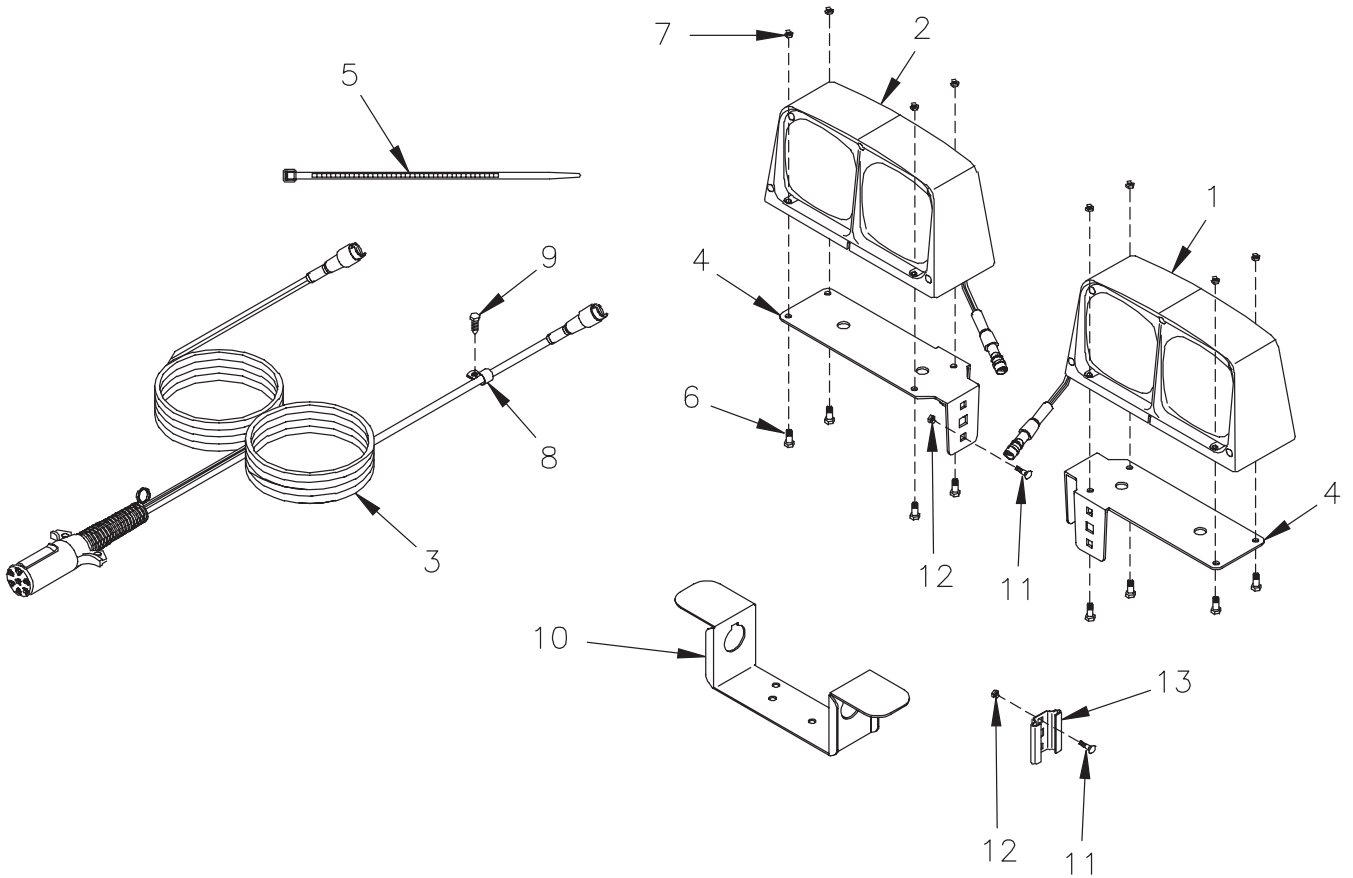
79202368 3 x 8 Cylinder

DWG. NO. 5949

REF. NO.	PART NUMBER	DESCRIPTION	QTY.	REF. NO.	PART NUMBER	DESCRIPTION	QTY.
1	79202380	Seal Kit	1		79202368	3 x 8 Cylinder Assembly	

SEC 2

SAFETY LIGHT PACKAGE



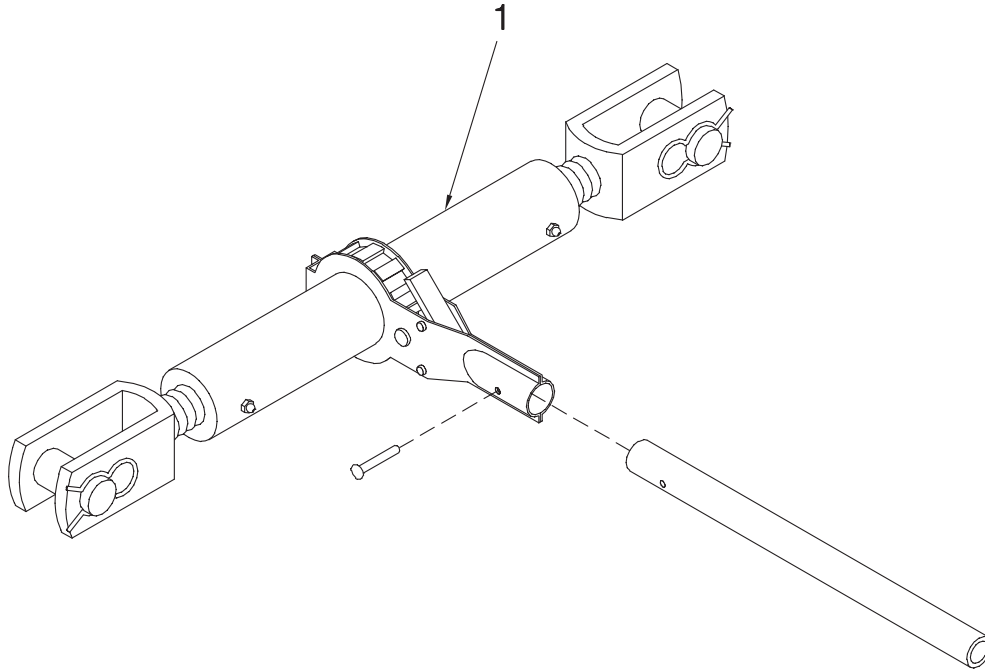
79202724 Windrow Shredder Light Package

DWG. NO. 6273

REF. NO.	PART NUMBER	DESCRIPTION	QTY.	REF. NO.	PART NUMBER	DESCRIPTION	QTY.
1	36100000	Light Implement, LH Assembly	1	8	720-03071	Hose Clamp	13
2	36100001	Light, Implement, RH Assembly	1	9	950-005-043	Hex Washer Head Self Tapping Screw 1/4-20 x 3/4	12
3	38809033	Harness, Lighting	1	10	79203129	Wire Holder	1
4	79202725	Light Bracket	2	11	030-16041	Carriage Bolt 5/16-18 x 3/4 Gr. 5	6
5	367-001-014	Cable Tie, Black 8 Inch	12	12	951-005-036	Mac Lock Nut 5/16-18	6
6	031-06006	Hex Head Cap Screw 1/4-20 x 1 Gr. 5	8	13	400-11027	Bracket	1
7	951-005-089	Lock Nut 1/4-20 Gr. A 2-Way	8				

HINIKER 5600 SERIES WINDROW SHREDDER

RATCHET JACK ASSEMBLY

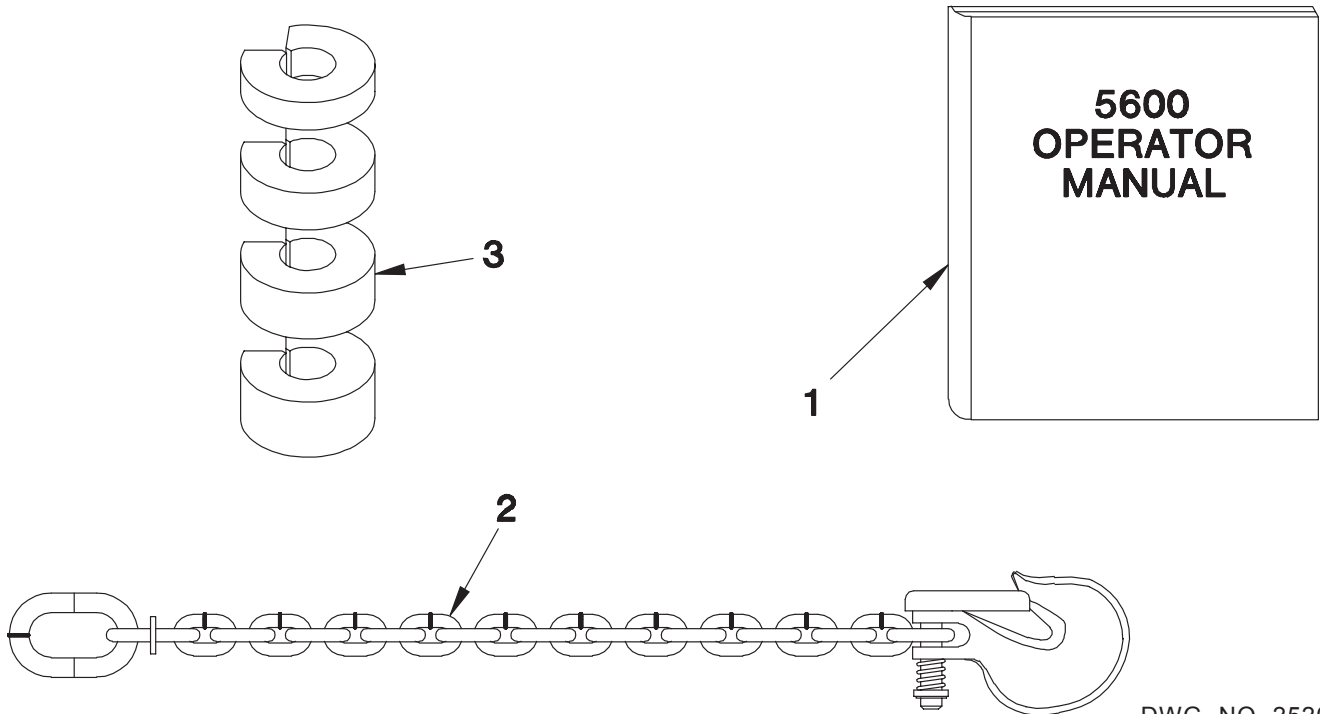


000-04067 Ratchet Jack Assembly

DWG. NO. 2502

REF. NO.	PART NUMBER	DESCRIPTION	QTY.	REF. NO.	PART NUMBER	DESCRIPTION	QTY.
1	000-04067	Complete Ratchet Jack Assembly	1				

OPERATOR MANUAL AND ACCESSORIES

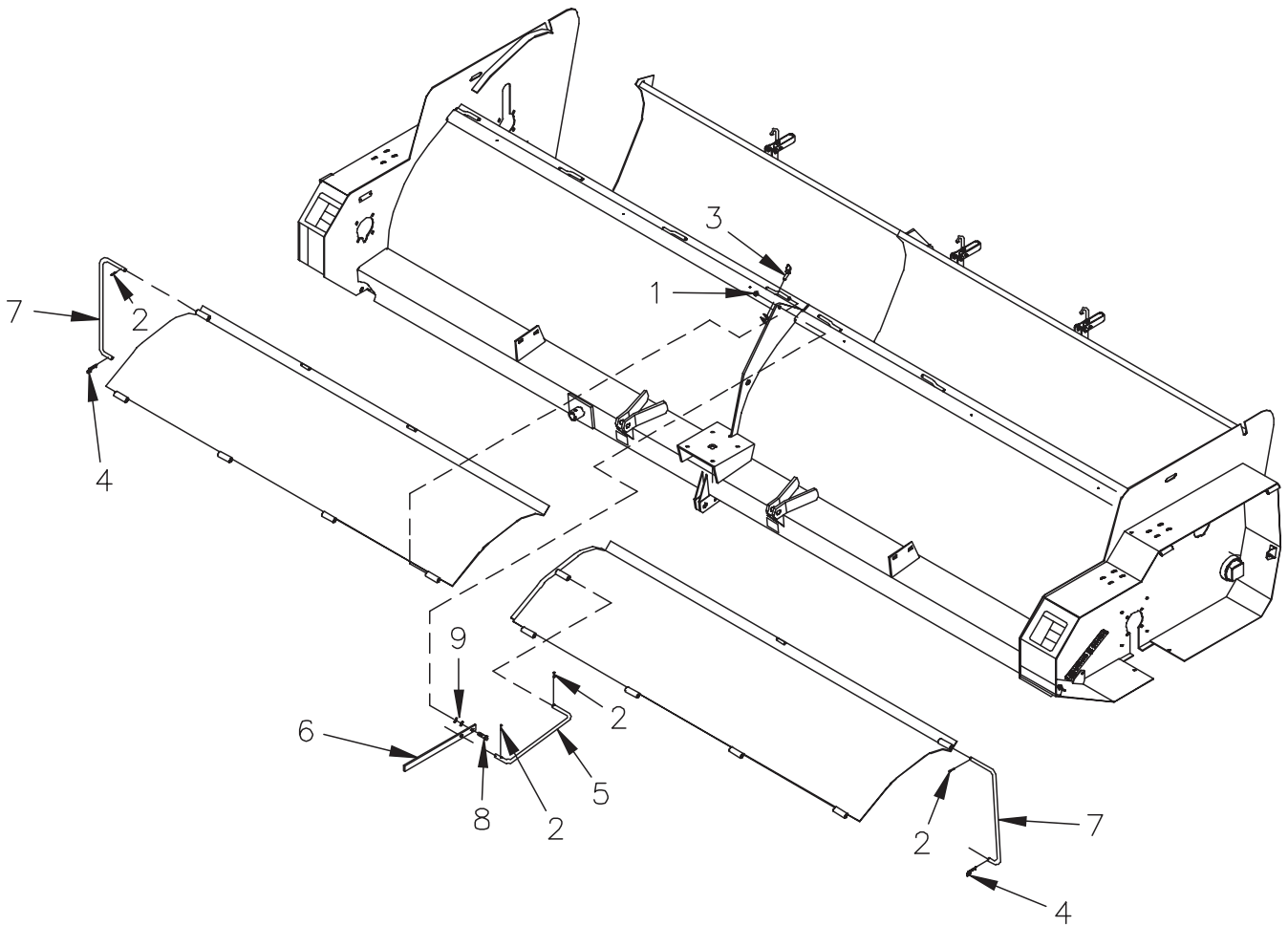


DWG. NO. 2520

REF. NO.	PART NUMBER	DESCRIPTION	QTY.	REF. NO.	PART NUMBER	DESCRIPTION	QTY.
1	79201528	5600/5610 Operator Manual	1	3	79203414	Hydraulic Cylinder Stop Block Set	1
2	85501539	Safety Chain 10,000 Lbs.	1				

SEC 2

COVER ROD KIT



DWG. NO. 7278

REF. NO.	PART NUMBER	DESCRIPTION	QTY.	REF. NO.	PART NUMBER	DESCRIPTION	QTY.
1	060756	Lock Nut Nylon 5/8-11	1	6	79201795	Lever	1
2	701-30010	Roll Pin, 3/16 x 1"	4	7	79201835	RH & LH Auger Cover Prop	2
3	703-00209	Lynch Pin	1	8	950-001-132	Hex Head Cap Screw 5/8-11 x 1 3/4 Gr. 5	1
4	720-02303	Hair Pin Cotter	2	9	952-003-003	SAE Washer 5/8 Inch	2
5	79201789	Center Support Rod	1				

SECTION 3

MODEL

5620/5620H/5620HD/ 5620HL/5620HLI

PTO COMPONENTS

PAGE 2	1 3/8-21 1000 RPM CV PTO
PAGE 3	1 3/4-20 1000 RPM CV PTO
PAGE 4	OVERRUNNING CLUTCH, 1000 RPM

GEARBOX

PAGE 5	GEARBOX ASSEMBLY, 1000 RPM
--------	----------------------------

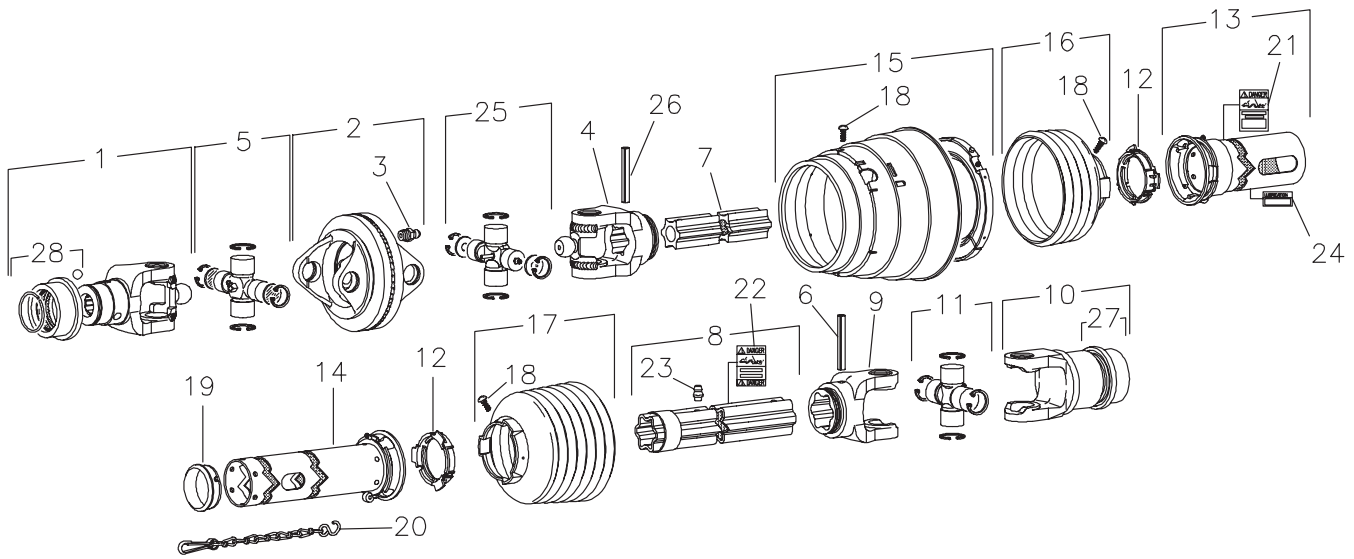
WINDROW SHREDDER COMPONENTS

PAGE 6	TRAIL HITCH ASSEMBLY (5620-0001-100 TO 5620-0075-100)
PAGE 7	TRAIL HITCH ASSEMBLY (ALL OTHER MACHINES)
PAGE 8-9	FRONT DRIVE LINE ASSEMBLY
PAGE 10-11	ROTOR AND DRIVE ASSEMBLY
PAGE 12-13	AUGER AND DRIVE ASSEMBLY 5620
PAGE 14-15	AUGER AND DRIVE ASSEMBLY 5620H/5620HD
PAGE 16-17	AUGER AND DRIVE ASSEMBLY 5620HL
PAGE 18-19	AUGER AND DRIVE ASSEMBLY 5620HLI
PAGE 20-21	ADDITIONAL COMPONENTS MODEL 5620HD
PAGE 22	CHUTE ASSEMBLY 5620/5620H/5620HD/5620HL
PAGE 23	CHUTE ASSEMBLY 5620HLI
PAGE 24	CUP KNIFE ASSEMBLY
PAGE 25	IDLER ASSEMBLY
PAGE 25	SMV SIGN ASSEMBLY
PAGE 26-27	TIRE, RIM, AND WHEEL LEG ASSEMBLY
PAGE 28-29	HYDRAULIC END TRANSPORT
PAGE 30	HYDRAULIC LIFT KIT
PAGE 30	3 X 8 HYDRAULIC CYLINDER
PAGE 31	2 1/2 X 8 HYDRAULIC CYLINDER
PAGE 31	SAFETY LIGHT PACKAGE
PAGE 32	RATCHET JACK ASSEMBLY
PAGE 32	SAFETY CHAIN
PAGE 32	OPERATOR MANUAL

HINIKER 5600 SERIES WINDROW SHREDDER

1 3/8-21 1000 RPM CV PTO

SEC
3



79202278 PTO 1 3/8-21 GKN 395564

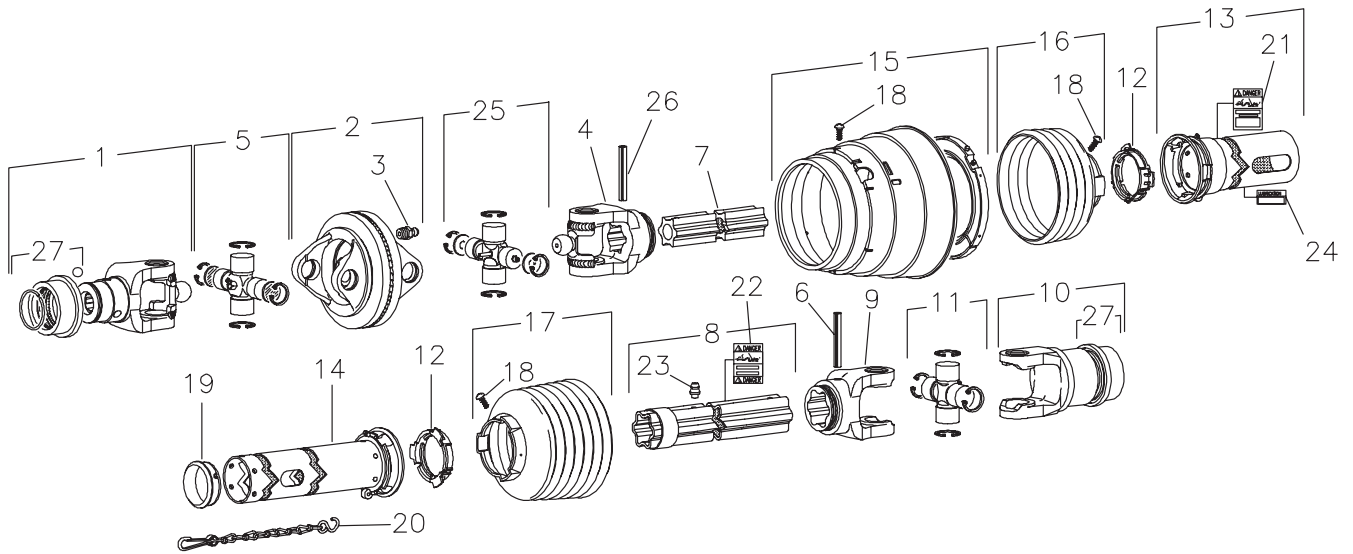
DWG. NO. 5936

REF. NO.	PART NUMBER	DESCRIPTION	QTY.	REF. NO.	PART NUMBER	DESCRIPTION	QTY.
1	520-03119	Yoke, 1 3/8-21 Spline	1	15	52003233	CV Cone & Bearing Assembly	1
2	520-03120	Double Yoke	1	16	52003234	Shield Cone 4 Rib	1
3	520-03121	Grease Zerk	1	17	52003235	Shield Cone 7 Rib	1
4	52003230	Inboard Yoke S4	1	18	520-03135	Screw	8
5	520-03123	Cross & Bearing Kit	1	19	520-03136	Support Bearing	1
6	520-03124	Spring Pin 10 x 90	1	20	520-03137	Safety Chain	1
7	520-03144	Inner Profile	1	21	520-03138	Outer Decal	1
8	520-03176	Profile & Sleeve Weldment	1	22	520-03139	Inner Decal	1
9	520-03127	Inboard Yoke S5	1	23	520-03140	Grease Zerk	1
10	520-03118	Overrunning Clutch	1	24	52003236	Lubrication Decal	1
11	520-03128	Cross & Bearing Kit	1	25	52003237	Cross & Bearing Kit	1
12	520-03129	Bearing Ring	2	26	52003242	Spring Pin 10 x 75	1
13	52003231	Out Shield Tube OVL	1	27	520-03142	Collar Kit (In Item 10)	1
14	52003232	In Shield Tube Round	1	28	520-03141	Collar Kit (In Item 1)	1

HINIKER 5600 SERIES WINDROW SHREDDER

1 3/4-20 1000 RPM CV PTO

SECTION 3



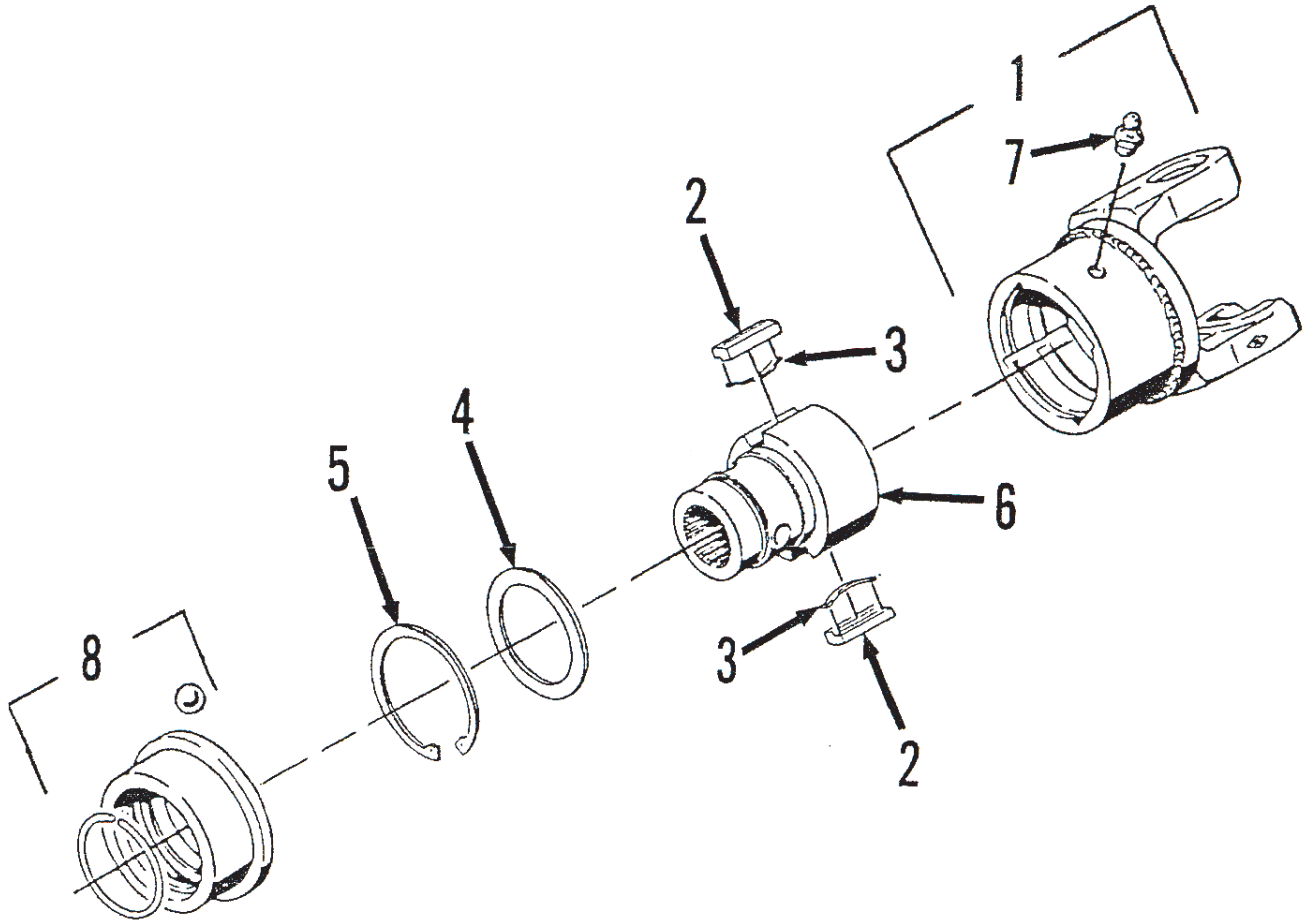
79202277 PTO 1 3/4-20 GKN 396073

DWG. NO. 5937

REF. NO.	PART NUMBER	DESCRIPTION	QTY.	REF. NO.	PART NUMBER	DESCRIPTION	QTY.
1	520-03143	Yoke, 1 3/4-20 Spline	1	15	52003233	CV Cone & Bearing Assembly	1
2	520-03120	Double Yoke	1	16	52003234	Shield Cone 4 Rib	1
3	520-03121	Grease Zerk	1	17	52003235	Shield Cone 7 Rib	1
4	52003230	Inboard Yoke S4	1	18	520-03135	Screw	8
5	520-03123	Cross & Bearing Kit	1	19	520-03136	Support Bearing	1
6	520-03124	Spring Pin 10 x 90	1	20	520-03137	Safety Chain	1
7	520-03144	Inner Profile	1	21	520-03138	Outer Decal	1
8	520-03176	Profile & Sleeve Weldment	1	22	520-03139	Inner Decal	1
9	520-03127	Inboard Yoke S5	1	23	520-03140	Grease Zerk	1
10	520-03118	Overrunning Clutch	1	24	52003236	Lubrication Decal	1
11	520-03128	Cross & Bearing Kit	1	25	52003237	Cross & Bearing Kit	1
12	520-03129	Bearing Ring	2	26	52003242	Spring Pin 10 x 75	1
13	52003231	Out Shield Tube OVL	1	27	520-03142	Collar Kit	2
14	52003232	Inn Shield Tube Round	1				

OVERRUNNING CLUTCH 1000 RPM

SEC
3

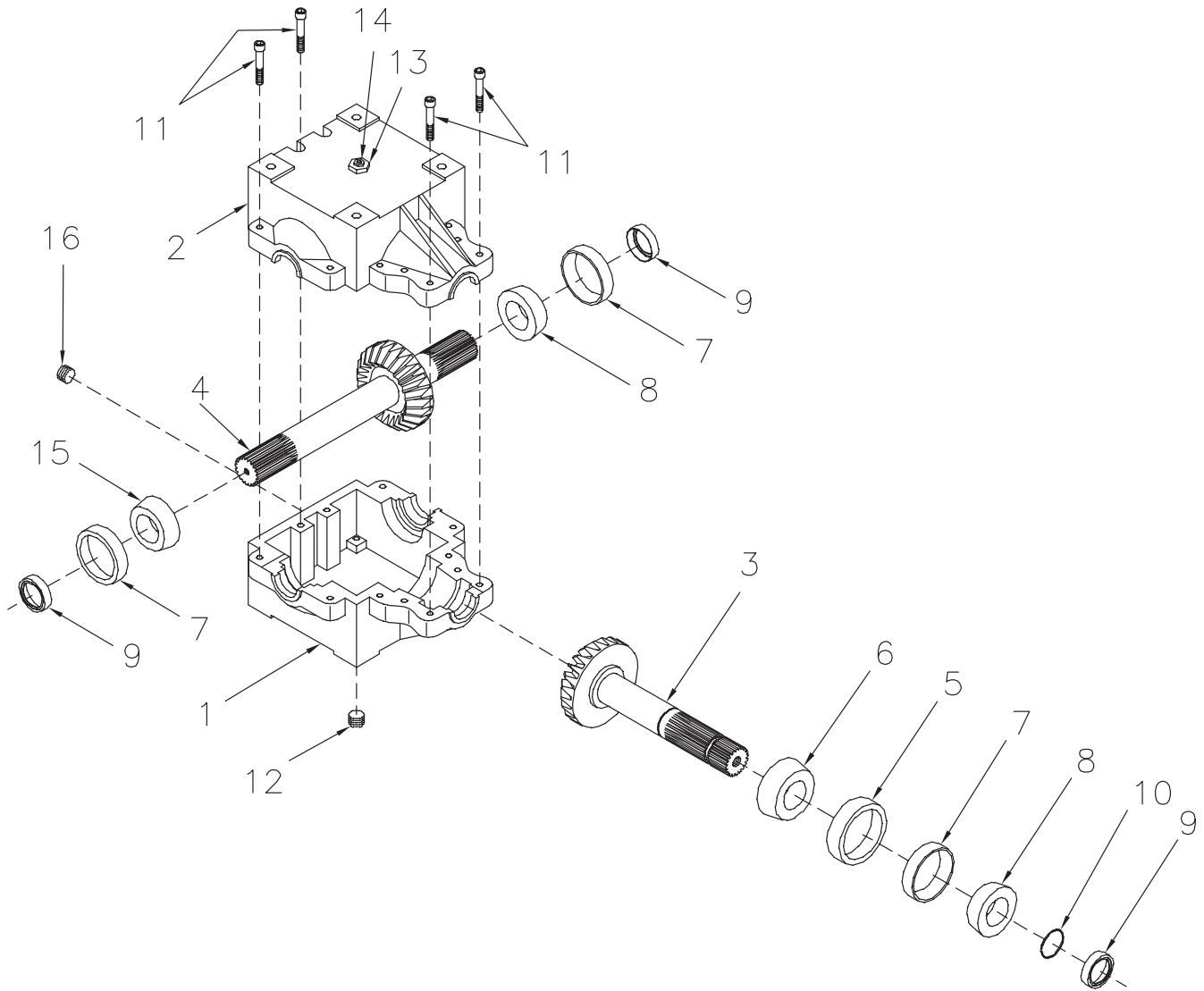


520-03118 Overrunning Clutch

DWG. NO. 2512

REF. NO.	PART NUMBER	DESCRIPTION	QTY.	REF. NO.	PART NUMBER	DESCRIPTION	QTY.
1	520-03146	Clutch Housing	1	5	520-03150	Retaining Ring	1
2	520-03147	Key	2	6	520-03151	Hub, 1 3/4 - 20 Spline	1
3	520-03148	Leaf Spring	2	7	520-03121	Grease Zerk	1
4	520-03149	Supporting Ring	2	8	520-03142	Collar Kit	1

GEARBOX ASSEMBLY, 1000 RPM



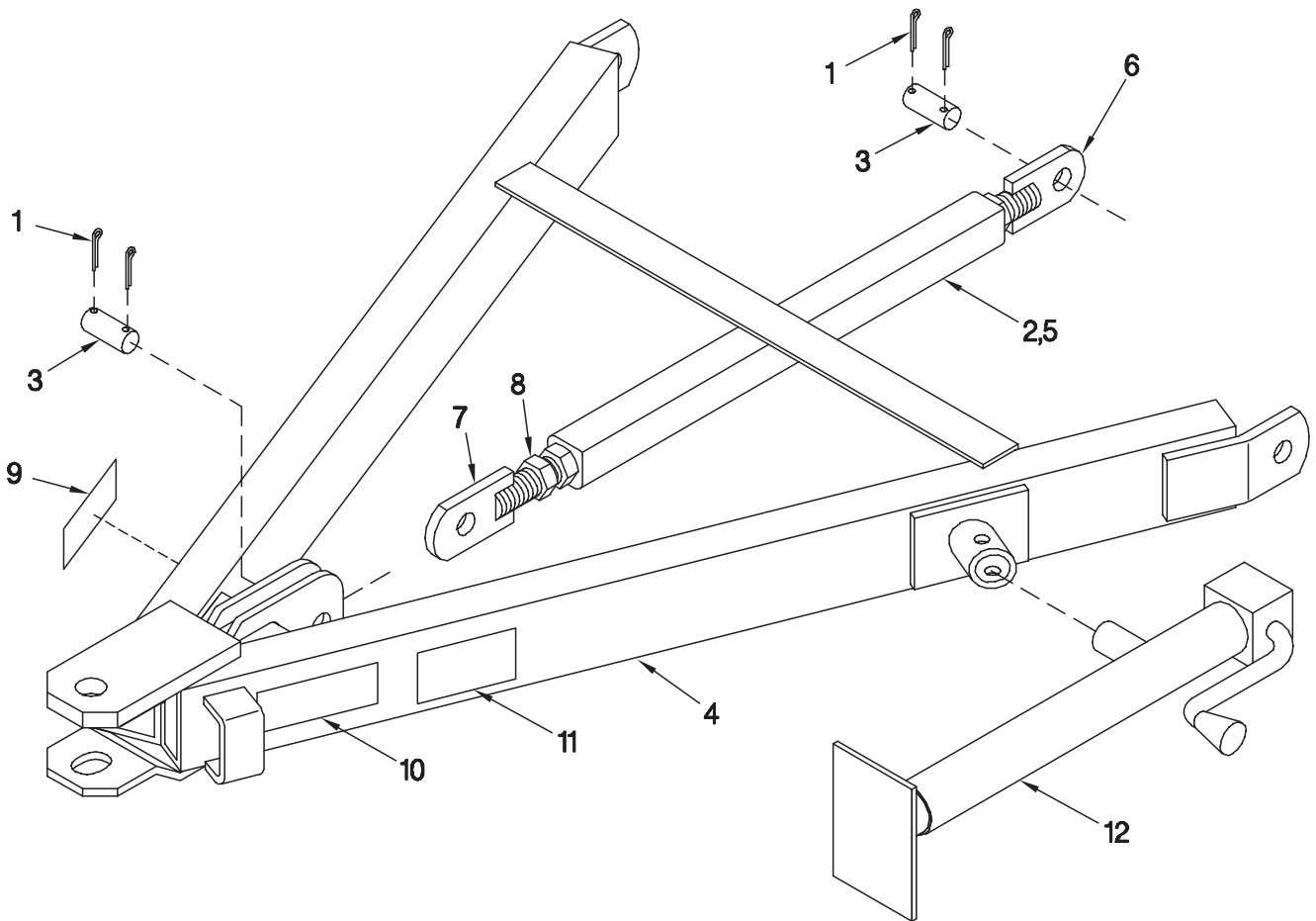
51700216 1000 RPM Gear Box Assembly

DWG. NO. 5938

REF. NO.	PART NUMBER	DESCRIPTION	QTY.	REF. NO.	PART NUMBER	DESCRIPTION	QTY.
1	400-17205	Casting (Tapped Holes)	1	10	702-05093	Retaining Ring (1 3/4 Shaft)	1
2	400-17206	Casting (Thru Holes)	1	11	950-011-032	Socket Head Cap Screw 3/8-16 x 2 1/4	12
3	50106488	Pinion Shaft/Gear	1	12	203-51156	Plug, 1/2 NPT Socket Head Hex	1
4	50106489	Cross Shaft/Gear	1	13	203-51074	Bushing, 1/2 NPT - 1/8 NPT	1
5	601-05002	Bearing Cup (Large) #3720	1	14	203-50308	Pressure Relief	1
6	601-02075	Bearing Cone (Large) #3782	1	15	601-02001	Cone Timken #25580	1
7	601-05001	Bearing Cup (Small) #25520	3	16	79201412	Plug 1/4 NPT	1
8	601-03003	Bearing Cone (Small) #25581	2		51700216	Gearbox Assembly	
9	650-06056	Seal (1 3/4 Shaft)	3				

TRAIL HITCH ASSEMBLY W/JACK
 MODEL 5620 (S/N 5620-0001-100 TO 5620-0075-100)

SEC
3



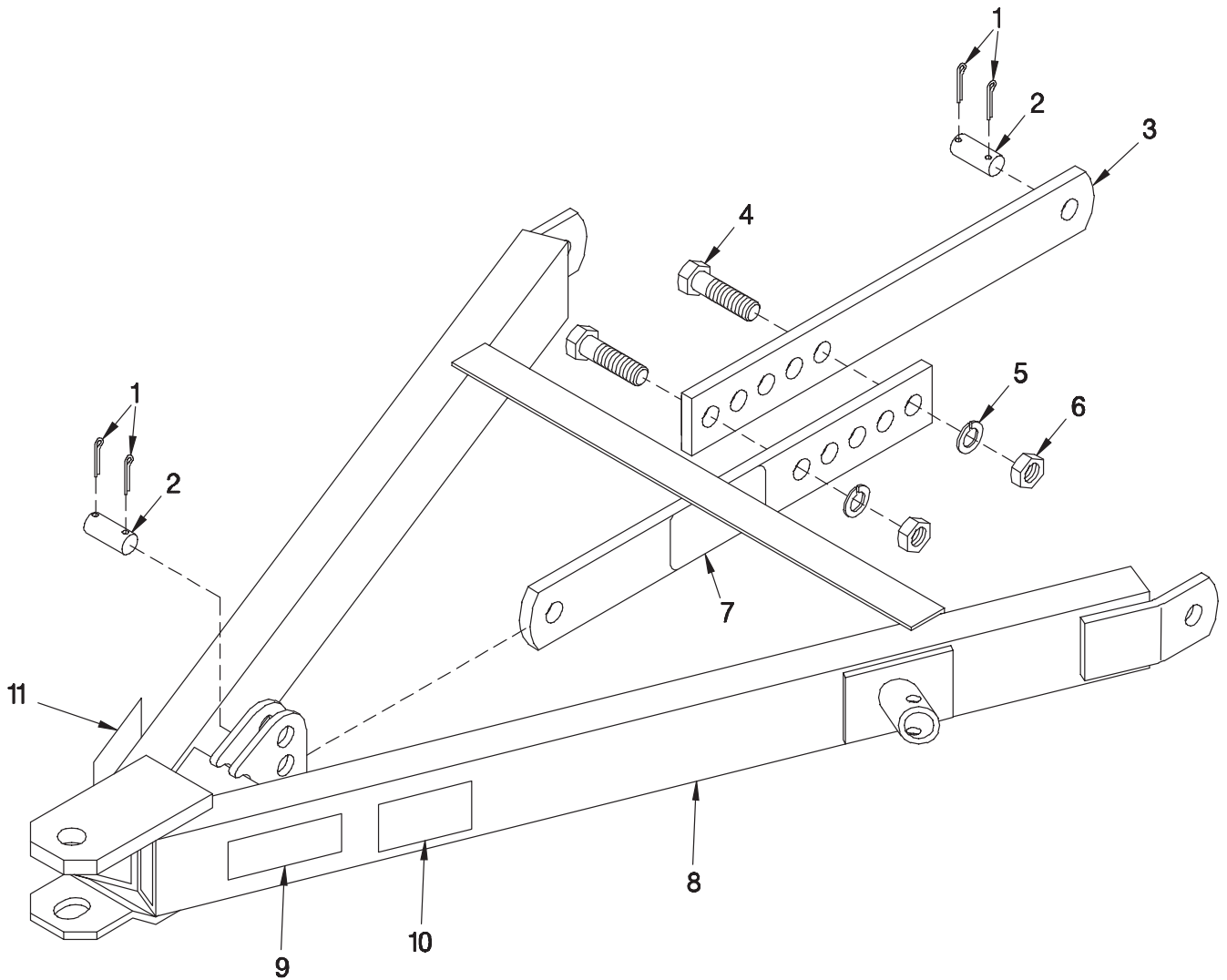
79202247 Trail Hitch Assembly

DWG. NO. 5606

REF. NO.	PART NUMBER	DESCRIPTION	QTY.	REF. NO.	PART NUMBER	DESCRIPTION	QTY.
1	035-42065	Cotter Pin 1/4 x 1 3/4	4	7	79201098	RH Turnbuckle Rod Weldment	1
2	79200872	Turnbuckle Assembly (Includes Items 5-8)	1	8	951-001-022	Hex Nut 1 1/4-7	1
3	79200993	Hitch Pin	2	9	850-001-305	Tape-Red Reflector	1
4	79202246	Trail Hitch Assembly (Includes Items 9-11)	1	10	850-001-285	Tape-Yellow Reflector	1
5	79200869	Turnbuckle Weldment	1	11	85501787	Caution Decal	1
6	79201097	LH Turnbuckle Rod Weldment	1	12	400-34074	Tubular Mount Jack	1

TRAIL HITCH ASSEMBLY
 MODEL 5620 (S/N 5620-0076-100 AND LATER)
 MODEL 5620H/5620HD/5620HL/5620HLI (ALL MACHINES)

SEC 3



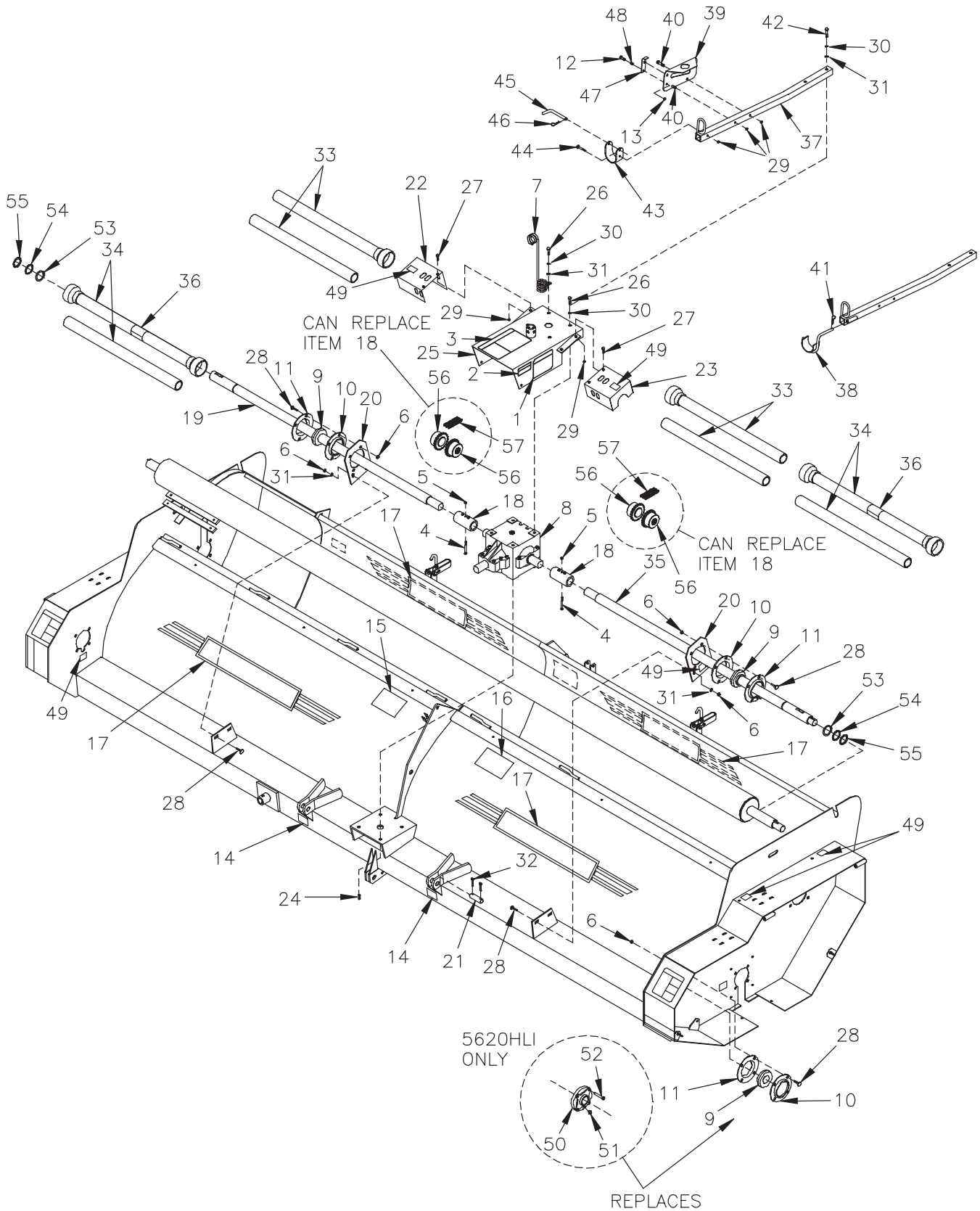
79201775 Trail Hitch Assembly

DWG. NO. 3174

REF. NO.	PART NUMBER	DESCRIPTION	QTY.	REF. NO.	PART NUMBER	DESCRIPTION	QTY.
1	035-42065	Cotter Pin 1/4 x 1 3/4	4	7	71505172	Decal, "Warning"	1
2	79200993	Hitch Pin	2	8	79201776	Hitch Assembly	1
3	79201772	Bar Level	2		79203426	Field Hitch (5620HD) See Sec. 3, Page 20	
4	031-06459	Hex Head Cap Screw 1-8 x 3 Gr. 5	2	9	850-001-285	Tape Yellow Reflector	1
5	952-001-009	Lock Washer 1 Inch	2	10	85501787	Decal, "Caution"	1
6	951-001-011	Hex Nut 1-8	2	11	850-001-305	Tape Red Reflector	1

FRONT DRIVE LINE ASSEMBLY

SEC
3



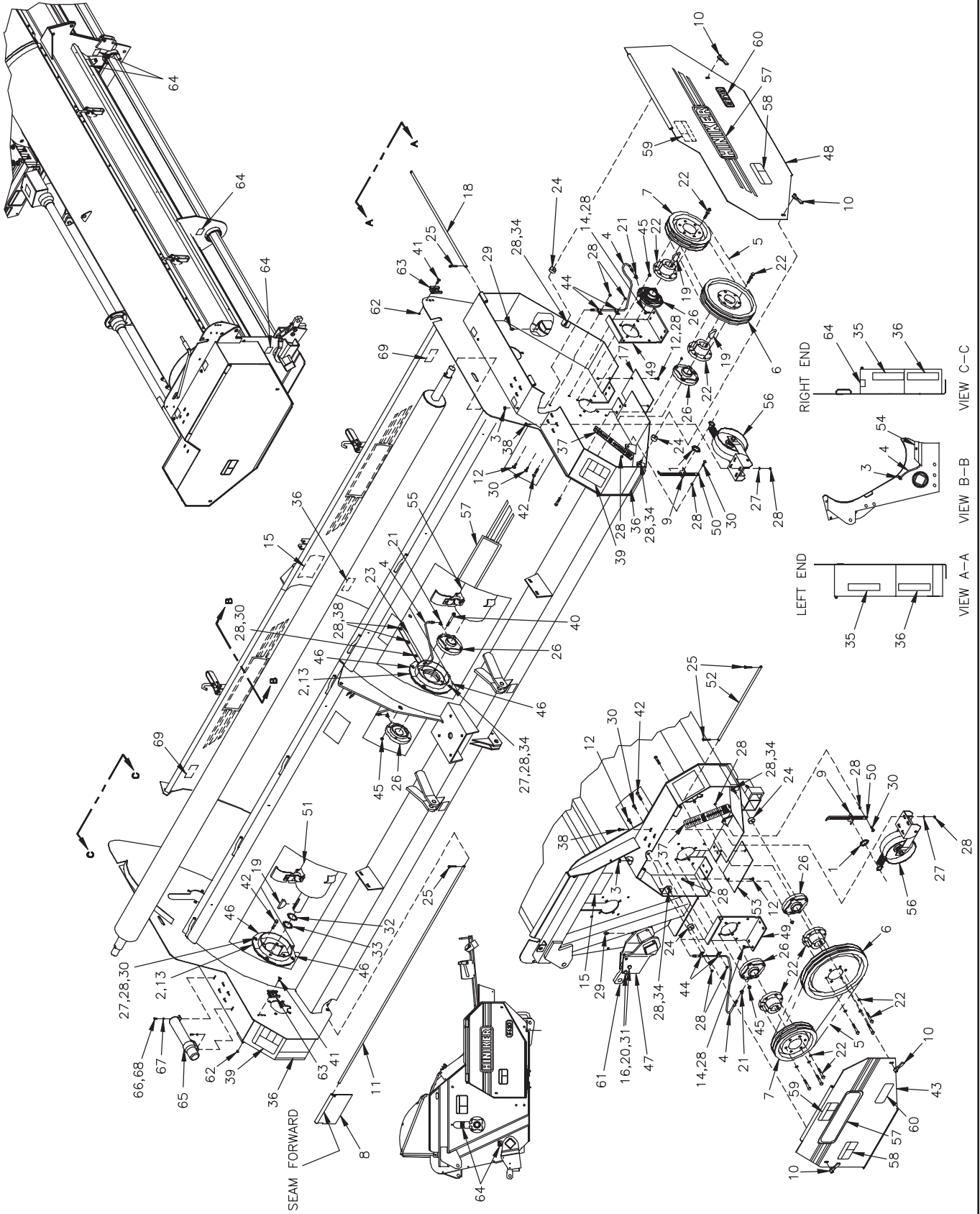
HINIKER 5600 SERIES WINDROW SHREDDER

REF. NO.	PART NUMBER	DESCRIPTION	QTY.	REF. NO.	PART NUMBER	DESCRIPTION	QTY.
1	71504143	Decal Important	1	31	952-004-067	Flat Washer 1/2 Inch	A/R
2	71504129	Decal-Caution	1	32	953-001-010	Cotter Pin, 1/4 x 1 1/2 Square Cut	4
3	71504132	Decal-Caution	1	33	79201820	Shield Inside (With Reducer End)	2
4	031-06113	Hex Head Cap Screw 3/8-16 x 3 Gr. 5	2		79204113	Shield Inside (Without Reducer End)	2
5	034-05168	Uni-Torque Lock Nut 3/8-16	2	34	79201819	Outer Shield Assembly (With Reducers)	2
6	034-05170	Uni-Torque Lock Nut 1/2-13	A/R		79204114	Outer Shield Assembly (Without Reducers)	2
7	000-69096	Hose Carrier	1	35	79202412	LH 20 Solid Line Shaft	1
8	51700216	1000 RPM Gearbox Assembly	1	36	520-03138	Outer Decal	2
9	79203223	Spherical Bearing Kit	4	37	79202639	PTO Holder	1
10	60400524	Relube Flange W/O Fitting	4	38	79202640	PTO Shaft Holder	1
11	60400525	Relube Flange W/Fitting	4	39	79202638	Mount Plate	1
12	950-001-200	Hex Head Cap Screw 5/16-18 x 1 1/4 Gr. 5	1	40	031-06110	Hex Head Cap Screw 3/8-16 x 2 1/4 Gr. 5	2
13	951-005-064	Lock Nut 5/16-18, 2-Way	1	41	720-02303	Hair Pin Cotter Pin	1
14	715-03174	Lift Here Decal	2	42	950-001-135	Hex Head Cap Screw 1/2-13 x 2 3/4 Gr. 5	2
15	71504142	Important Decal	1	43	79202740	PTO Holder	1
16	71504131	Danger Decal	1	44	950-003-012	Carriage Bolt 3/8-16 x 2 1/4 Gr. 5	1
17	71505168	"Hiniker" Decal	4	45	79202739	Pin	1
18	79200836	Splined Coupler W/Fitting	2	46	953-005-001	Hair Pin Cotter 1/8 x 2 3/8	1
19	79200914	Solid Line Shaft, 20'	1	47	79203434	Hose Stop	1
20	79201758	Bearing Support	2	48	79203444	Compression Spring	1
21	79200967	Lower Hitch Pin	2	49	79203259	Decal, Grease	A/R
22	79201779	RH Line Shield	1	50	79203218	Flange Bearing 2"	A/R
23	79201778	LH Line Shield	1	51	955-001-010	Grease Fitting 1/8-27 90°	A/R
24	950-002-013	Whiz Lock Bolt 1/2-13 x 1 1/2	4	52	950-001-112	Hex Head Cap Screw 1/2-13 X 2 Gr. 5	A/R
25	79201536	Shield Assembly 1000 RPM	1	53	79203951	External Snap Ring 2" Heavy Duty	2
26	950-001-111	Hex Head Cap Screw 1/2-13 x 1 1/4 Gr. 5	A/R	54	710-05332	Washer 10 Ga. (.135)	A/R
27	950-002-009	Hex Head Flanged Whiz Lock Bolt 3/8-16 x 1	4	55	710-05333	Washer 16 Ga. (.060)	A/R
28	950-003-028	Carriage Bolt 1/2-13 x 1 1/4	20	56	79203969	Chain Coupling Weldment 60B20	A/R
29	951-005-003	Lock Nut 3/8-16 Mac Lock	7	57	79203966	Chain, #60 Double Coupling	A/R
30	952-001-004	Lock Washer 1/2 Inch	A/R				

SEC 3

ROTOR & DRIVE ASSEMBLY

3 CFS



DWG. NO.6276

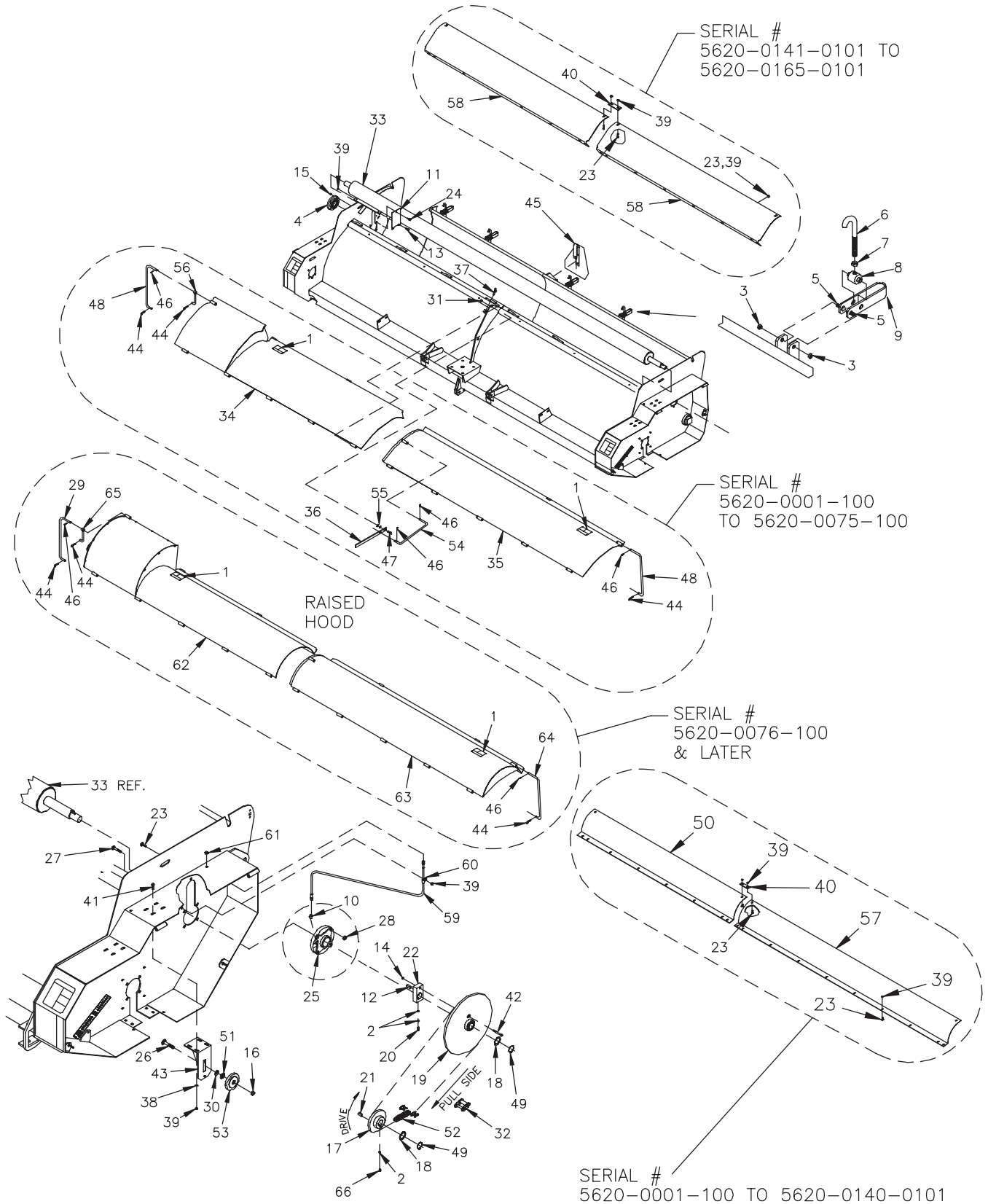
HINIKER 5600 SERIES WINDROW SHREDDER

REF. NO.	PART NUMBER	DESCRIPTION	QTY.	REF. NO.	PART NUMBER	DESCRIPTION	QTY.
1	000-20179	Machinery Bushing 1 3/8	2	36	850-001-285	Tape-Yellow Reflector	5
2	79202088	Shield Spacer 1/16"	A/R	37	79203023	Belt Tension Decal	2
3	000-24063	Lock Nut	4	38	950-002-009	Hex Head Flange Whiz Lock Bolt 3/8-16 x 1	10
4	79202316	Grease Hose 27 1/2"	4	39	71505171	Warning Decal	2
5	000-25011	V-Belt Set Of 3	2	40	950-001-301	Hex Head Cap Screw 1/2-13 x 4 1/4 Gr. 5	4
	79203641	V-Belt Set Of 3 (Model 5620HL/5620HLI Only)		41	030-16041	Carriage Bolt 5/16-18 x 3/4 Gr. 5	4
6	79202626	Sheave, 3 Groove, 13" Diameter	2	42	031-06208	Hex Head Cap Screw 1/2-13 x 2 1/4 Gr. 5	8
	000-28511	Sheave, 16" (Model 5620HL/5620HLI Only)		43	79202632	RH Cover Assembly	1
7	79202624	Sheave, 3 Groove, 10 1/2" Diameter	2	44	720-02399	Cable Clamp, 3/8	4
8	000-64011	Shield Plate	24	45	034-05170	Uni-Torque Lock Nut 1/2-13	12
9	000-65186	Spring Anchor	2	46	79203157	Anti-Wrap Shield Weldment	8
10	000-65223	Threaded Handle	4	47	79203181	Rockshaft Repair Kit 5620	1
11	000-65627	Rod	2	48	79202633	LH Cover Assembly	1
12	950-003-054	Carriage Bolt 3/8-16 x 3/4 SHS Gr. 5	6	49	79202627	Bearing Support	2
13	79202087	Shield Spacer 1/8"	A/R	50	79200866	Take-Up Bar	2
14	950-003-029	Carriage Bolt 3/8-16 x 1	8	51	79203197	RH 20' Cylinder Assembly	1
15	71504144	Danger Decal	2		79203347	20' Ft Cylinder Assembly RH Cup Hard Faced	1
16	952-003-003	Flat Washer 5/8 Inch SAE	8	52	79200920	Shield Rod	1
17	79201486	Bottom Cover	1	53	79200923	Bottom Cover (7" Wide RH Drive Shield)	1
18	79201487	Shield Rod	1		79203377	Bottom Cover (8" Wide RH Drive Shield)	1
19	035-60063	Woodruff Key 1/2 x 2 3/4	4	54	79201397	RH Hose Shield	1
20	034-05172	Lock Nut 5/8 Stover Gr. B	4	55	79203209	LH 20' Cylinder Assembly	1
21	203-51254	45° Elbow 1/8 NPT x 1/8 NPT	A/R		79203348	20' Cylinder Assembly LH Cup Hard Faced	1
	203-51251	45° Elbow 1/4-28 x 1/8 NPT	A/R	56	79200956	Idler Assembly	2
22	400-27039	Q.D. Hub, Type "E" 2" Bore	4	57	71505168	Decal "Hiniker"	4
23	79201398	LH Hose Shield	1	58	71505169	Decal, Warning	2
24	79201120	Shield Bumper	4	59	71505170	Decal, Warning	2
25	953-001-002	Cotter Pin 1/8 x 1" Square Cut	6	60	79202646	Decal, 5620	2
26		Flange Bearing 2" Shaft (See Sec. 5 Page 39)	4	61	79202658	Cylinder Lug	2
27	952-003-006	Flat Washer 3/8 Inch SAE	20	62	951-005-036	Hex Nut 5/16-18 Mac Lock	4
28	951-005-003	Lock Nut 3/8-16 Mac Lock	A/R	63	400-11027	Bracket	2
29	203-50003	Zerk 1/4-28 NPT Straight	5	64	79203259	Grease Decal	A/R
30	950-002-014	Hex Head Flange Whiz Lock Bolt 3/8-16 x 1 1/4	11	65	79203392	Operator's Manual Canister	1
31	950-001-147	Hex Head Cap Screw 5/8-11 x 2 1/2 Gr. 5	4	66	950-001-233	Hex Head Cap Screw 1/4-20 x 5/8 Gr. 5	2
32	710-05333	Washer 16 Ga.	A/R	67	952-003-010	Flat Washer 1/4 Inch	2
33	710-05332	Washer 10 Ga.	A/R	68	951-005-089	Lock Nut 1/4-20, 2-Way	2
34	950-002-010	Hex Head Flange Whiz Lock Bolt 3/8-16 x 1 1/2	8	69	71504136	Decal Important	2
35	850-001-305	Tape-Red Reflector	2				

HINIKER 5600 SERIES WINDROW SHREDDER

AUGER & DRIVE ASSEMBLY 5620

SEC
3



DWG. NO. 6897

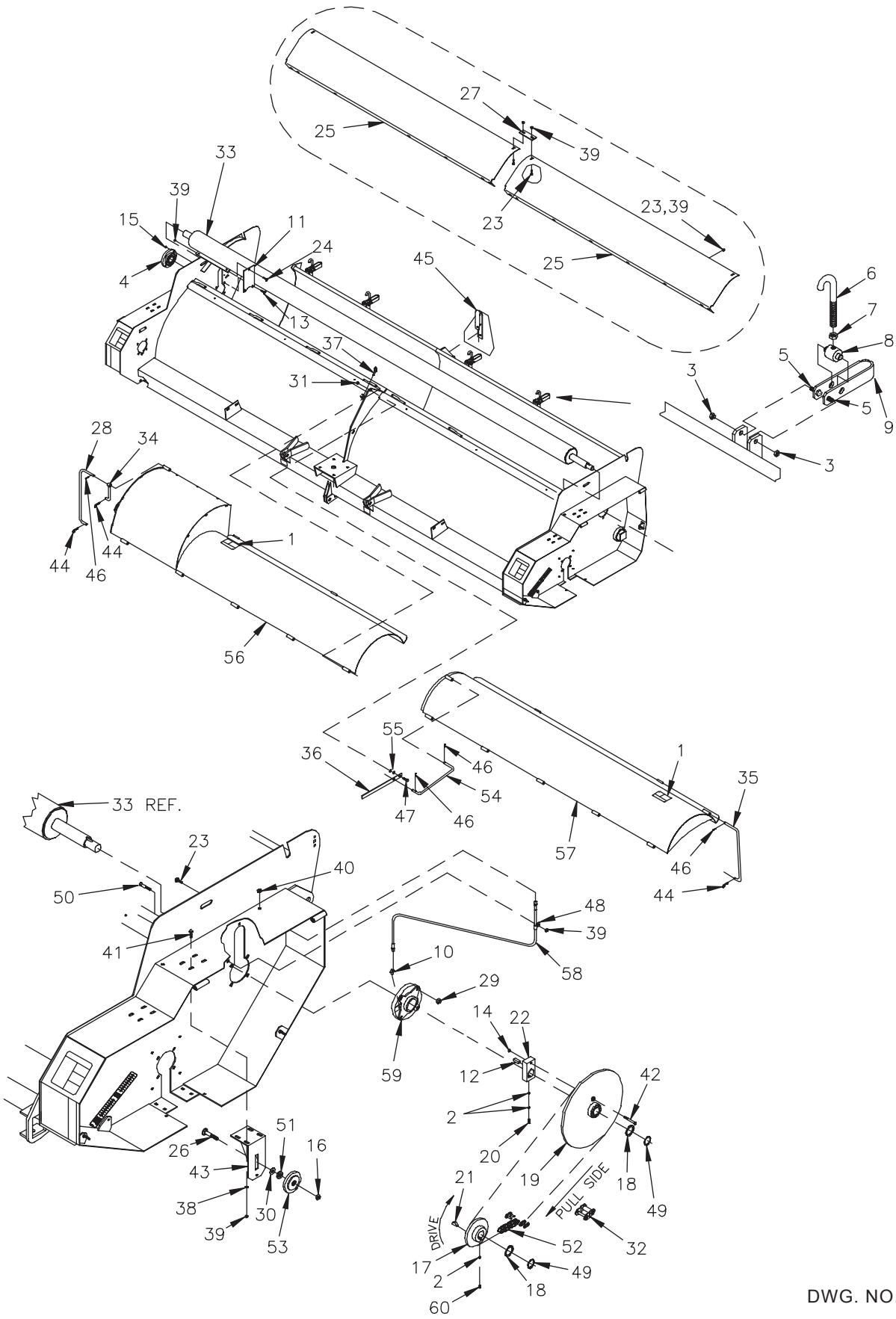
HINIKER 5600 SERIES WINDROW SHREDDER

REF. NO.	PART NUMBER	DESCRIPTION	QTY.	REF. NO.	PART NUMBER	DESCRIPTION	QTY.
1	71504127	Warning Decal	2	34	79202635	RH Auger Cover Assembly	1
2	951-001-005	Hex Nut 3/8-16	4	35	79202636	LH Auger Cover Assembly	1
3	951-005-051	Lock Nut 3/8-16, 2-Way	8	36	79201795	Lever	1
4	79203218	2" Flanged Bearing	A/R	37	703-00209	Lynch Pin	1
5	950-001-089	Hex Head Cap Screw 3/8-16 x 3/4 Gr. 5	8	38	952-003-006	Flat Washer, 3/8 Inch SAE	4
6	79201788	Auger Door Latch	4	39	951-005-003	Mac Lock Nut, 3/8-16	A/R
7	951-001-007	Hex Nut 1/2-13	4	40	79203169	Support Strap	1
8	400-35126	Swivel Auger Door Latch	4	41	950-002-009	Hex Head Flanged Whiz Lock Bolt, 3/8-16 x 1	4
9	79201864	Handle Auger Door Latch	4	42	950-001-050	Hex Head Cap Screw 3/8-16 x 2 1/2 Gr. 8	1
10	203-51254	45° Elbow 1/8 NPT To 1/8 NPT	1	43	79202241	Bracket Weldment	1
	203-51251	45° Elbow 1/4-28 To 1/8 NPT	1	44	720-02303	Hair Pin Cotter	3
11	79201544	Cover	2	45	79201550	Smv & Mount Assembly	1
12	79203785	Key	1	46	701-30010	Roll Pin, 3/16 x 1	4
13	950-001-112	Hex Head Cap Screw 1/2-13 x 2 Gr. 5	A/R	47	950-001-132	Hex Head Cap Screw 5/8-11 x1 3/4 Gr. 5	1
14	034-05168	Lock Nut, 3/8-16 Uni-Torque	1	48	79201835	RH & LH Auger Cover Prop	2
15	034-05170	Lock Nut, 1/2-13 Uni-Torque	A/R	49	702-05031	Retaining Ring, 1 1/2	2
16	034-05172	Lock Nut, 5/8-11 Uni-Torque	1	50	79203170	RH Auger Deflector	1
17	79202625	Sprocket, 60B28	1	51	952-004-070	Hardened Flat Washer 5/8 Inch	2
18	710-05321	Washer	2	52	79202630	#60 Roller Chain	1
19	79201623	Auger Drive Sprocket	1	53	79202766	Idler Sprocket Assembly #60	1
20	031-21035	Square Head Set Screw, 3/8-16 x 1 3/4	2	54	79201789	Center Support Rod	1
21	035-60039	Woodruff Key, 3/8 x 1 1/4	1	55	952-003-003	Flat Washer 5/8 Inch SAE	2
22	79201621	Shear Flange	1	56	79202629	Cover Rod Weldment	1
23	950-003-054	Carriage Bolt 3/8-16 x 3/4 Gr. 5	A/R	57	79203171	LH Auger Deflector	1
24	950-003-029	Carriage Bolt 3/8-16 x 1	2	58	79203343	Auger Cover	2
25	79203898	Auger Drive Bearing	1	59	79202736	Grease Hose 15"	1
26	030-12166	Carriage Bolt 5/8-11 x 2 1/4 Gr. 5	1	60	720-02399	Clamp 3/8 Cable	1
27	950-001-094	Hex Head Cap Screw 7/16-14 x 1 1/2 Gr. 5	A/R	61	000-24063	Lock Nut	1
28	951-005-081	Lock Nut 7/16-14 Uni-Torque	A/R	62	79203142	RH Raised Cover Weldment	1
29	79203136	RH Cover Prop	1	63	79203144	LH Cover Weldment	1
30	952-002-008	Flat Washer 3/4 Inch	1	64	79203135	LH Cover Prop	1
31	060756	Lock Nut Nylon 5/8-11	1	65	79203133	Prop Weldment	1
32	504-05003	#60 Offset Link	A/R	66	031-21033	Square Head Set Screw 3/8-16 x 1 1/4	2
33	79202634	Auger Weldment 14" Diameter	1				

S E C 3

AUGER & DRIVE ASSEMBLY
5620H/5620HD

SEC
3



DWG. NO. 6896

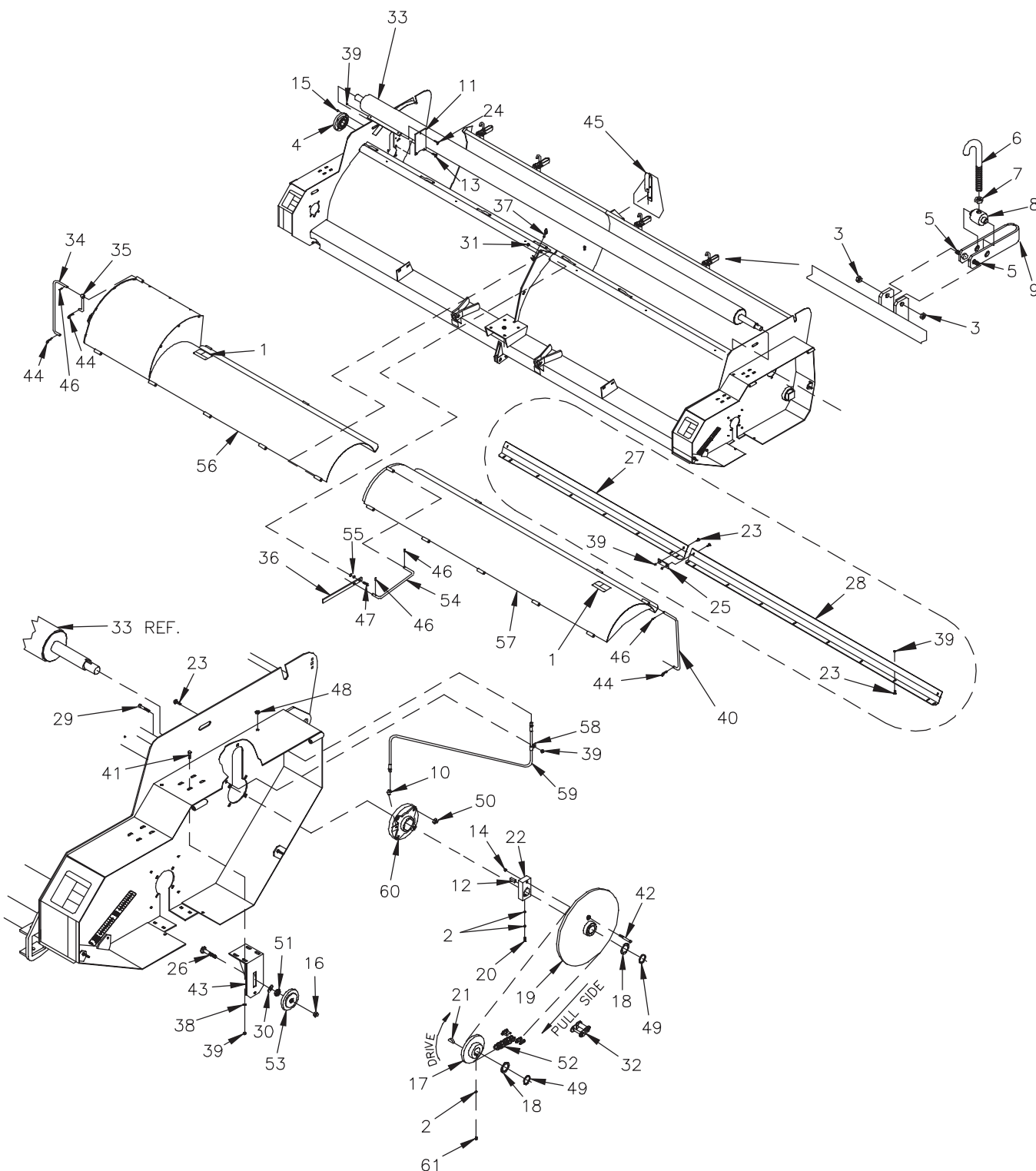
HINIKER 5600 SERIES WINDROW SHREDDER

REF. NO.	PART NUMBER	DESCRIPTION	QTY.	REF. NO.	PART NUMBER	DESCRIPTION	QTY.
1	71504127	Warning Decal	2	31	060756	Locknut Nylon 5/8-11	1
2	951-001-005	Hex Nut 3/8-16	4	32	504-05003	#60 Offset Link	A/R
3	951-005-051	Lock Nut 3/8-16, 2-Way	8	33	79202634	Auger Weldment 14" Diameter	1
4	79203218	2" Flanged Bearing	A/R	34	79203133	Prop Weldment	1
5	950-001-089	Hex Head Cap Screw 3/8-16 x 3/4 Gr. 5	8	35	79203135	LH Cover Prop	1
6	79201788	Auger Door Latch	4	36	79201795	Lever	1
7	951-001-007	Hex Nut 1/2-13	4	37	703-00209	Lynch Pin	1
8	400-35126	Swivel Auger Door Latch	4	38	952-003-006	Flat Washer, 3/8 Inch SAE	4
9	79201864	Handle Auger Door Latch	4	39	951-005-003	Mac Lock Nut, 3/8-16	A/R
10	203-51254	45° Elbow 1/8 NPT To 1/8 NPT	1	40	000-24063	Lock Nut	1
11	79201544	Cover	2	41	950-002-009	Hex Head Flanged Whiz Lock Bolt, 3/8-16 x 1	4
12	79203785	Key	1	42	950-001-050	Hex Head Cap Screw 3/8-16 x 2 1/2 Gr. 8	1
13	950-001-112	Hex Head Cap Screw 1/2-13 x 2 Gr. 5	A/R	43	79202241	Bracket Weldment	1
14	034-05168	Lock Nut 3/8-16 Uni-Torque	1	44	720-02303	Hair Pin Cotter	3
15	034-05170	Lock Nut 1/2-13 Uni-Torque	A/R	45	79201550	SMV & Mount Assembly	1
16	034-05172	Lock Nut 5/8-11 Uni-Torque	1	46	701-30010	Roll Pin, 3/16 x 1	4
17	79202625	Sprocket, 60B28	1	47	950-001-132	Hex Head Cap Screw 5/8-11 x 1 3/4 Gr. 5	1
18	710-05321	Washer	2	48	720-02399	Clamp 3/8 Cable	1
19	79201623	Auger Drive Sprocket	1	49	702-05031	Retaining Ring, 1 1/2	2
20	031-21035	Square Head Set Screw, 3/8-16 x 1 3/4	2	50	950-001-094	Hex Head Cap Screw 7/16-14 x 1 1/2 Gr. 5	A/R
21	035-60039	Woodruff Key, 3/8 x 1 1/4	1	51	952-004-070	Hardened Flat Washer 5/8 Inch	2
22	79201621	Shear Flange	1	52	79202630	#60 Roller Chain	1
23	950-003-054	Carriage Bolt 3/8-16 x 3/4 Gr. 5	A/R	53	79202766	Idler Sprocket Assembly #60	1
24	950-003-029	Carriage Bolt 3/8-16 x 1	2	54	79201789	Center Support Rod	1
25	79203343	Auger Cover	2	55	952-003-003	Flat Washer 5/8 Inch	2
26	030-12166	Carriage Bolt 5/8-11 x 2 1/4 Gr. 5	1	56	79203142	RH Raised Cover Weldment	1
27	79203169	Support Strap	1	57	79203144	LH Cover Weldment	1
28	79203136	RH Cover Prop	1	58	79202736	Grease Hose 15"	1
29	951-005-081	Lock Nut 7/16-14 Uni-Torque	A/R	59	79203898	Auger Drive Bearing	1
30	952-002-008	Flat Washer 3/4 Inch	1	60	031-21033	Square Head Set Screw 3/8-16 x 1 1/4	2

3 S E C S

AUGER & DRIVE ASSEMBLY
5620HL

SEC
3



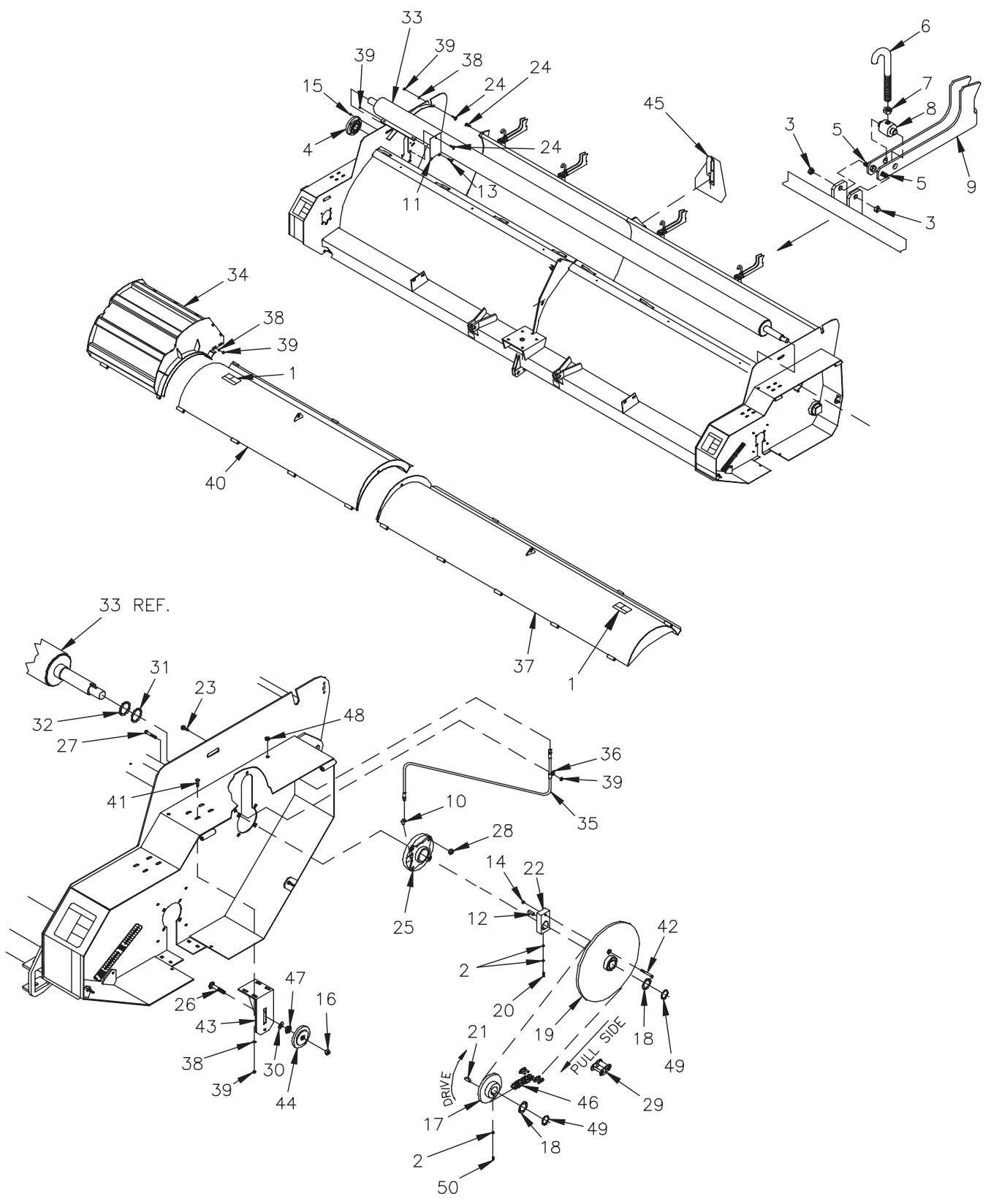
HINIKER 5600 SERIES WINDROW SHREDDER

REF. NO.	PART NUMBER	DESCRIPTION	QTY.	REF. NO.	PART NUMBER	DESCRIPTION	QTY.
1	71504127	Warning Decal	2	32	504-05003	#60 Offset Link	A/R
2	950-001-005	Hex Nut 3/8-16	4	33	79203595	Auger Weldment	1
3	951-005-051	Lock Nut, 3/8-16 2-Way	8	34	79203136	RH Cover Prop	1
4	79203218	2" Flanged Bearing	A/R	35	79203133	Prop Weldment	1
5	950-001-089	Hex Head Cap Screw 3/8-16 x 3/4 Gr. 5	8	36	79201795	Lever	1
6	79201788	Auger Door Latch	4	37	703-00209	Lynch Pin	1
7	951-001-007	Hex Nut 1/2-13	4	38	952-003-006	Flat Washer, 3/8 Inch SAE	4
8	400-35126	Swivel Auger Door Latch	4	39	951-005-003	Mac Lock Nut, 3/8-16	A/R
9	79201864	Handle Auger Door Latch	4	40	79203135	LH Cover Prop	1
10	203-51254	45° Elbow 1/8 NPT To 1/8 NPT	A/R	41	950-002-009	Hex Head Flanged Whiz Lock Bolt, 3/8-16 x 1	4
11	79203594	Cover	2	42	950-001-050	Hex Head Cap Screw 3/8-16 x 2 1/2 Gr. 8	1
12	79203785	Key	1	43	79202241	Bracket Weldment	1
13	950-001-112	Hex Head Cap Screw 1/2-13 x 2 Gr. 5	A/R	44	720-02303	Hair Pin Cotter	3
14	034-05168	Uni-Torque Lock Nut, 3/8-16	1	45	79201550	SMV & Mount Assembly	1
15	034-05170	Uni-Torque Lock Nut, 1/2-13	8	46	701-30010	Roll Pin, 3/16 x 1"	4
16	034-05172	Uni-Torque Lock Nut, 5/8-11	1	47	950-001-132	Hex Head Cap Screw 5/8-11 x 1 3/4 Gr. 5	1
17	79202625	Sprocket, 60B28	1	48	000-24063	Lock Nut	1
18	710-05321	Washer	2	49	702-05031	Retaining Ring, 1 1/2	2
19	79201623	Auger Drive Sprocket	1	50	951-005-081	Lock Nut 7/16-14	A/R
20	031-21035	Square Head Set Screw, 3/8-16 x 1 3/4	2	51	952-004-070	Hardened Flat Washer 5/8 Inch	A/R
21	035-60039	Woodruff Key, 3/8 x 1 1/4	1	52	79202630	#60 Roller Chain	1
22	79201621	Shear Flange	1	53	79202766	Idler Sprocket Assembly #60	1
23	950-003-054	Carriage Bolt 3/8-16 x 3/4 Gr. 5 SHS	A/R	54	79201789	Center Support Rod	1
24	950-003-029	Carriage Bolt 3/8-16 x 1	2	55	952-003-003	SAE Washer 5/8 Inch	2
25	79203169	Support Strap	1	56	79203142	RH Raised Cover Weldment	1
26	950-003-069	Carriage Bolt 5/8-11 x 2 Gr. 5	1	57	79203144	LH Cover Weldment	1
27	79203592	RH Auger Deflector	1	58	720-02399	Clamp 3/8 Cable	1
28	79203593	LH Auger Deflector	1	59	79202736	Grease Hose 15"	1
29	950-001-094	Hex Head Cap Screw 7/16-14 x 1 1/2 Gr. 5	A/R	60	79203898	Auger Drive Bearing	1
30	952-002-008	Flat Washer 3/4 Inch	1	61	031-21033	Square Head Set Screw 3/8-16 x 1 1/4	2
31	060756	Lock Nut Nylon 5/8-11	1				

3 SHS

AUGER & DRIVE ASSEMBLY
5620HLI

SEC
3



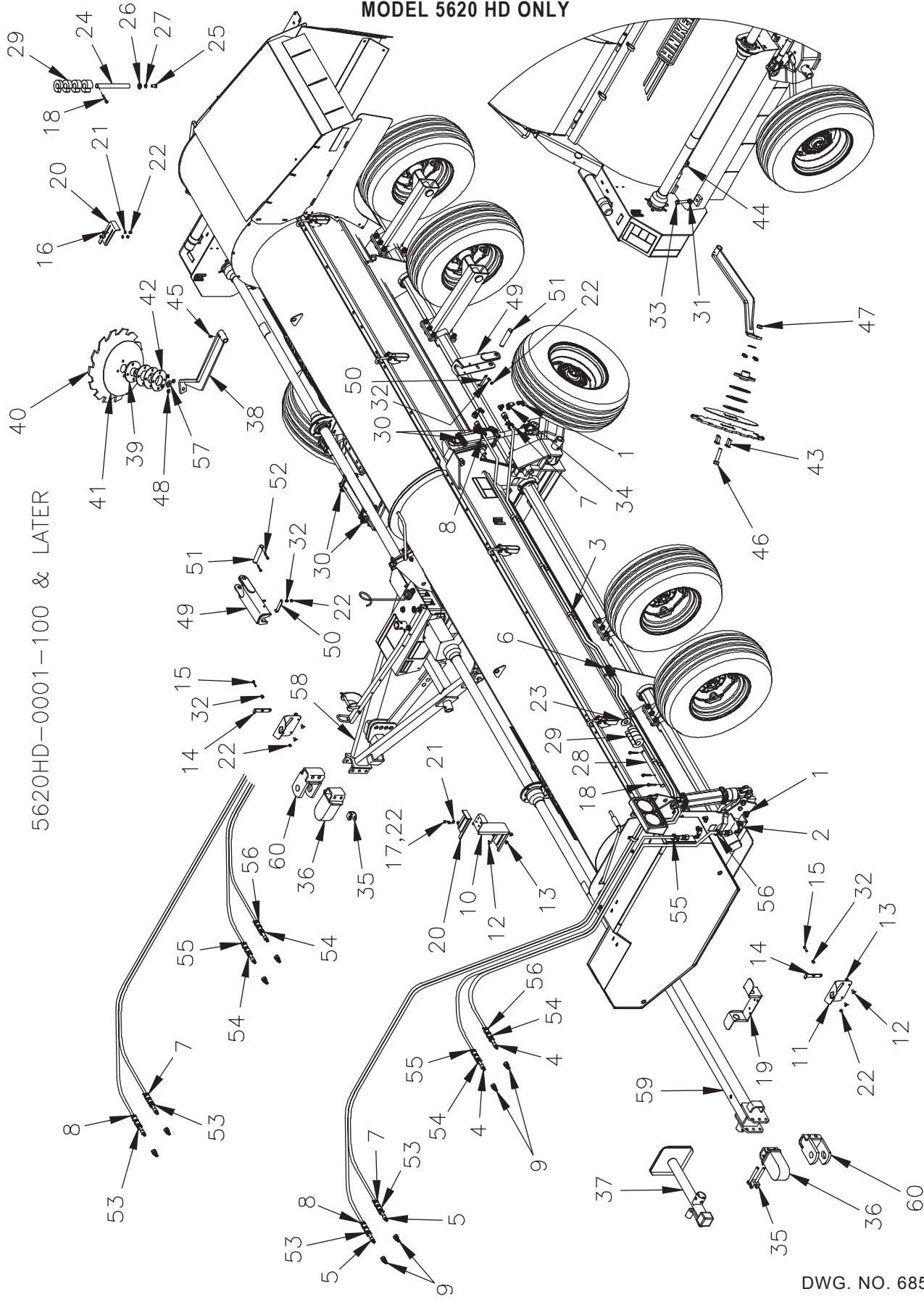
HINIKER 5600 SERIES WINDROW SHREDDER

REF. NO.	PART NUMBER	DESCRIPTION	QTY.	REF. NO.	PART NUMBER	DESCRIPTION	QTY.
1	71504127	Warning Decal	2	26	950-003-069	Carriage Bolt 5/8-11 x 2 Gr. 5	1
2	951-001-005	Hex Nut 3/8-16	4	27	950-001-094	Hex Head Cap Screw 7/16-14 x 1 1/2 Gr. 5	4
3	951-005-051	Lock Nut, 3/8-16, 2-Way	8	28	951-005-081	Lock Nut 7/16-14	4
4	79203218	2" Flanged Bearing	A/R	29	504-05003	#60 Offset Link	A/R
5	950-001-089	Hex Head Cap Screw 3/8-16 x 3/4 Gr. 5	8	30	952-002-008	Flat Washer 3/4 Inch	1
6	79201788	Auger Door Latch	4	31	710-05332	Washer 10 Ga.	A/R
7	951-001-007	Hex Nut 1/2-13	4	32	710-05333	Washer 16 Ga.	A/R
8	400-35126	Swivel Auger Door Latch	4	33	79203595	Auger Weldment	1
9	79203786	Cover Lock	4	34	79203847	Raised Chute Weldment, Split Hood	1
10	203-51254	45° Elbow 1/8 NPT To 1/8 NPT	A/R	35	79202736	Grease Hose 15"	1
11	79203594	Cover	1	36	720-02399	Clamp 3/8 Cable	1
12	79203785	Key	1	37	79203144	LH Cover Weldment	1
13	950-001-112	Hex Head Cap Screw 1/2-13 x 2 Gr. 5	4	38	952-003-006	Flat Washer, 3/8 Inch	4
14	034-05168	Lock Nut, 3/8-16 Uni-Torque	1	39	951-005-003	Mac Lock Nut, 3/8-16	A/R
15	034-05170	Lock Nut, 1/2-13 Uni-Torque	4	40	79203846	RH Raised Cover Weldment	1
16	034-05172	Lock Nut, 5/8-11 Uni-Torque	1	41	950-002-009	Hex Head Flanged Whiz Lock Bolt, 3/8-16 x 1	4
17	79202625	Sprocket, 60B28	1	42	950-001-050	Hex Head Cap Screw 3/8-16 x 2 1/2 Gr. 8	1
18	710-05321	Washer	2	43	79202241	Bracket Weldment	1
19	79201623	Auger Drive Sprocket	1	44	79202766	Idler Sprocket Assembly #60	1
20	031-21035	Square Head Set Screw, 3/8-16 x 1 3/4	2	45	79201550	SMV & Mount Assembly	1
21	035-60039	Woodruff Key, 3/8 x 1 1/4	1	46	79202630	#60 Roller Chain	1
22	79201621	Shear Flange	1	47	952-004-070	Flat Washer 5/8 Inch, Hardened	2
23	950-003-054	Carriage Bolt 3/8-16 x 3/4 Gr. 5	A/R	48	000-24063	Lock Nut	1
24	950-003-029	Carriage Bolt 3/8-16 x 1	2	49	702-05031	Retaining Ring, 1 1/2	2
25	79203796	Auger Drive Bearing	1	50	031-21033	Square Head Set Screw, 3/8-16 x 1 1/4	2

3 S E C S

HINIKER 5600 SERIES WINDROW SHREDDER

ADDITIONAL COMPONENTS MODEL 5620 HD ONLY



5620HD-0001-100 & LATER

3 CEMS

DWG. NO. 6859

HINIKER 5600 SERIES WINDROW SHREDDER

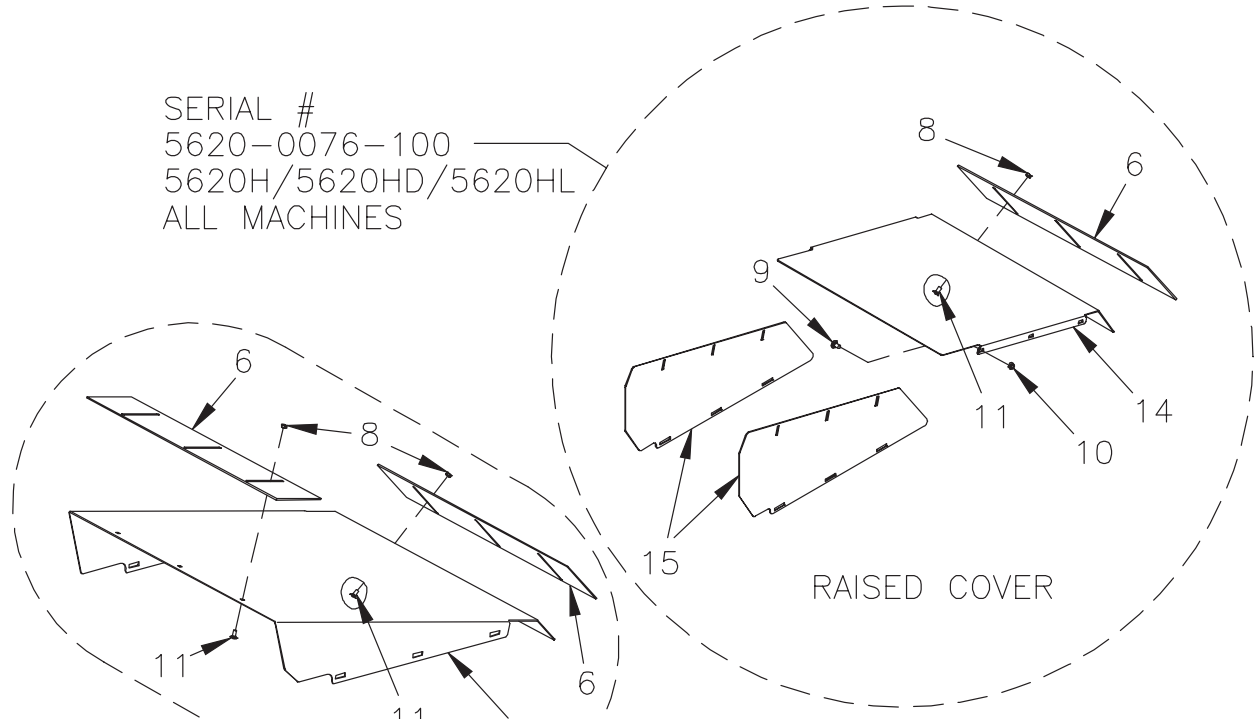
REF. NO.	PART NUMBER	DESCRIPTION	QTY.	REF. NO.	PART NUMBER	DESCRIPTION	QTY.
1	956-005-002	Elbow Fitting 90°	8	31	951-001-008	Hex Nut 5/8-11	1
2	956-007-024	Tee Fitting 3/4 ORB x 9/16 JIC	2	32	79203444	Compression Spring	4
3	79201573	Hose Clamp	6	33	950-001-141	Hex Head Cap Screw 5/8-11 x 3 Gr. 5	1
4	957-028-014	Hose Assembly 3/8 x 156"	2	34	956-007-001	Tee Fitting	2
5	957-028-001	Hose Assembly 3/8 x 288"	2	35	79203413	Clevis	2
6	25011130	Nylon Sleeve 40"	4	36	79203437	Quick Bite Coupler	2
7	921-001-487	Plastic Cable Tie 7 1/2 Red	7	37	79203438	Square Jack 8000 Lb. Capacity	1
8	921-001-490	Plastic Cable Tie Green	7	38	79203422	Arm Weldment	1
9	956-008-036	Connector ISO Male Hydraulic 3/4 ORB	4	39	81004407	Hub With Bearing Assembly	1
10	79203435	Hydraulic Hose Loop	1	40	81006066	LH 19" Diameter Notched Poly Disc	1
11	79202638	Mount Plate	1	41	79203421	Back Up Plate	1
12	950-003-054	Carriage Bolt 3/8-16 x 3/4 Gr .5	4	42	805-001-015	Back Up Washer	3
13	951-005-003	Lock Nut Hex Mac 3/8-16	4	43	700-20091	Socket Head Cap Screw 1/2-13 x 1 3/4	4
14	79203434	Hose Stop	2	44	034-05175	Lock Nut 1-8 Gr. B, Stover	1
15	950-001-200	Hex Head Cap Screw 5/16-18 x 1 1/4 Gr. 5	2	45	955-001-002	Grease Fitting 1/4-28	1
16	950-001-110	Hex Head Cap Screw 5/16-18 x 1 Gr. 5	2	46	950-001-174	Hex Head Cap Screw 3/4-10 x 3 1/2 Gr. 5	1
17	950-001-113	Hex Head Cap Screw 5/16-18 x 3/4 Gr. 5	2	47	951-005-037	Lock Nut 3/4-10 2-Way	1
18	953-001-010	Cotter Pin 1/4 x 1 1/2 Ep Square Cut	4	48	10304	Lock Nut 1/2-13	4
19	79203129	Wire Holder	1	49	79203419	Cylinder Stop Weldment	2
20	79203420	Latch Drive Shield	2	50	79203436	Latch	2
21	033-12007	Flat Washer 5/16 SAE	4	51	85501557	Cylinder Pin	2
22	951-005-064	Lock Nut 5/16-18 2-Way	8	52	953-001-007	Cotter Pin 3/16 x 1 1/2 Ep Square Cut	4
23	952-002-010	Flat Washer 1" Wrt	1	53	79203586	Hydraulic Hose ID Orange	4
24	79203432	Cylinder Stop Pin	1	54	79203585	Hydraulic Hose ID Yellow	4
25	950-001-231	Hex Head Cap Screw 1/2-13 x 1 Gr. 5	1	55	921-001-489	Plastic Cable Tie 7 1/2 Blue	7
26	952-002-005	Flat Washer 1/2 Wrt	1	56	921-001-488	Plastic Cable Tie 7 1/2 Yellow	7
27	952-001-004	Lock Washer 1/2 Med Split SAE	1	57	033-12013	Flat Washer 3/4 SAE	1
28	79203433	Cylinder Pin Extended	1	58	79203426	Field Hitch Weldment	1
29	79203414	Hydraulic Cylinder Control Segments	4	59	79203445	End Transport Hitch QB W/Decal	1
30	956-008-024	Restrictor Fitting	4	60	79204053	Hitch Clevis Weldment	2

3 SCS

HINIKER 5600 SERIES WINDROW SHREDDER

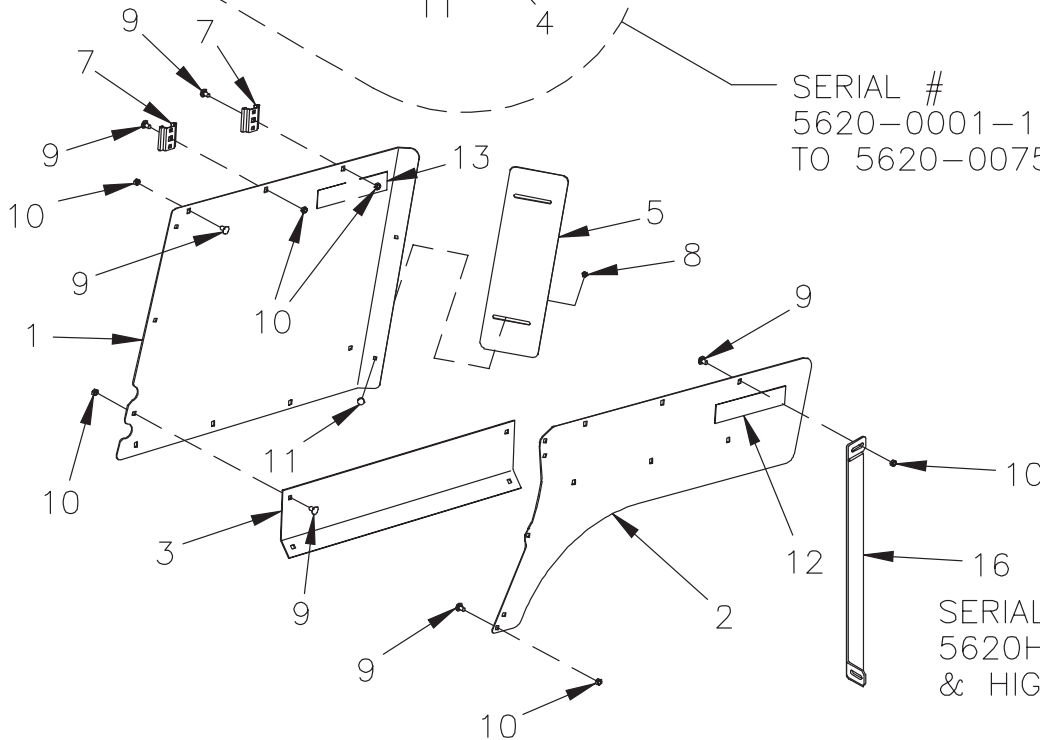
CHUTE ASSEMBLY 5620/5620H/5620HD/5620HL

SERIAL #
5620-0076-100
5620H/5620HD/5620HL
ALL MACHINES



RAISED COVER

SERIAL #
5620-0001-100
TO 5620-0075-100



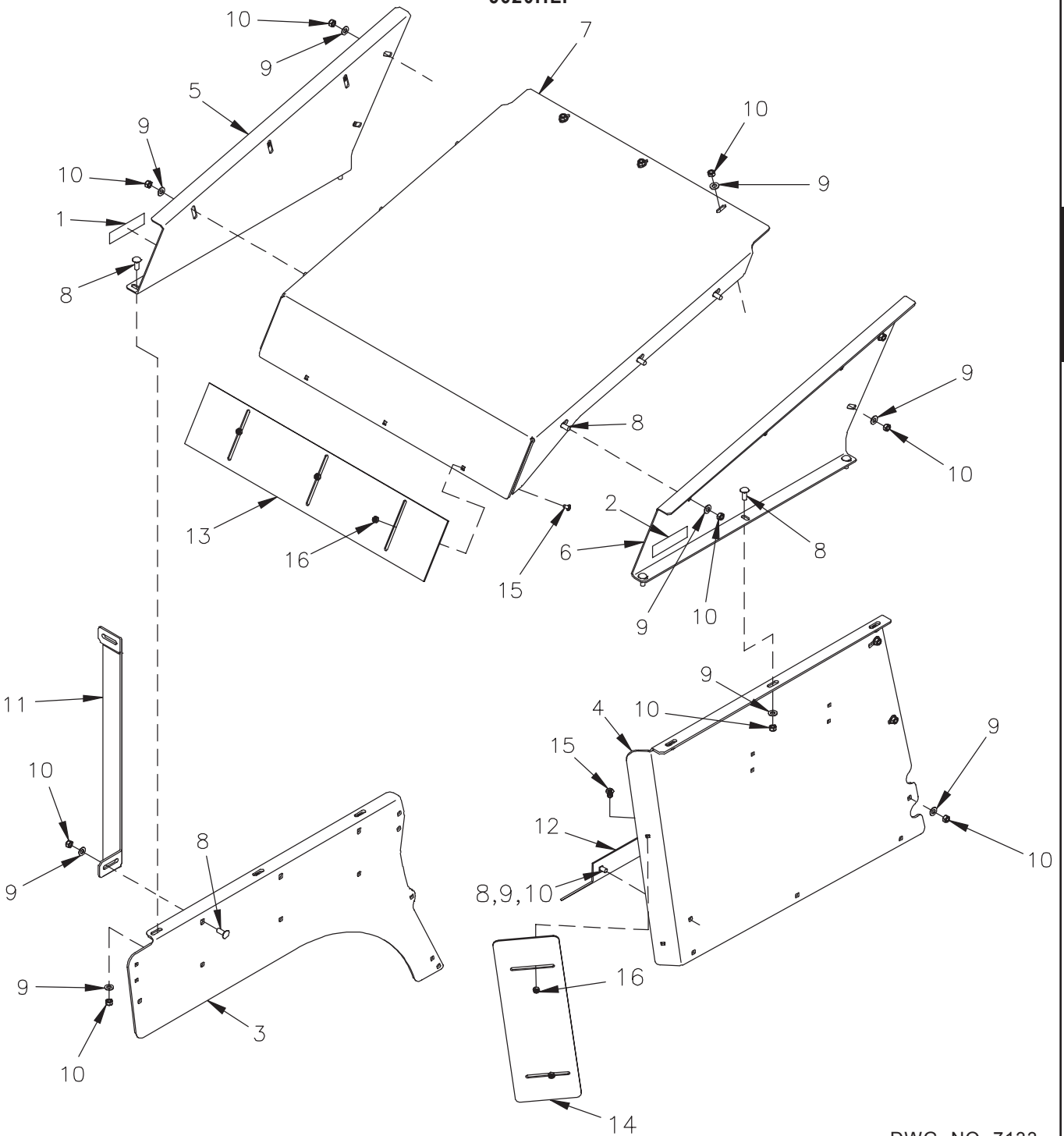
SERIAL #
5620HL-0050-100
& HIGHER

DWG. NO. 6280

REF. NO.	PART NUMBER	DESCRIPTION	QTY.	REF. NO.	PART NUMBER	DESCRIPTION	QTY.
1	79202267	RH Deflector	1	9	950-003-029	Carriage Bolt 3/8-16 x 1 Gr. 5	A/R
2	79202268	LH Deflector	1	10	951-005-003	Mac Lock Nut 3/8-16	A/R
3	79201490	RH Lower Deflector	1	11	030-16041	Carriage Bolt 5/16-18 x 3/4 Gr. 5	A/R
4	79202664	Top Cover	1	12	850-001-285	Tape-Yellow Reflector	1
5	79202270	RH Rear Adjustable Deflector	1	13	850-001-305	Tape-Red Reflector	1
6	79202271	Top Adjustable Deflector	A/R	14	79202269	Top Cover	1
7	400-11027	Bracket	2	15	79203145	Chute Extension	2
8	951-005-036	Mac Lock Nut 5/16-18	A/R	16	79203754	Chute Brace	1

SEC 3

CHUTE ASSEMBLY
5620HLI

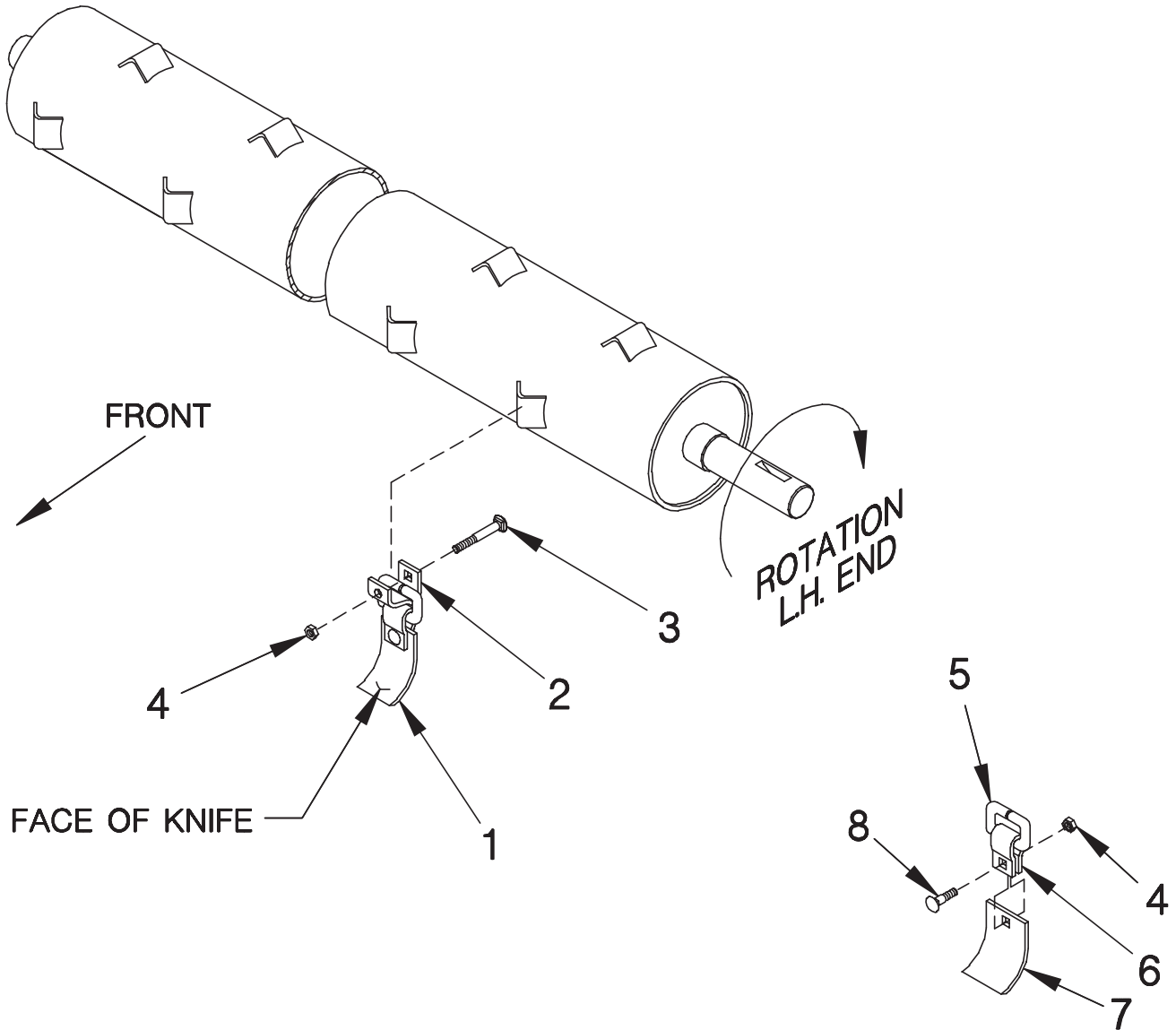


DWG. NO. 7133

REF. NO.	PART NUMBER	DESCRIPTION	QTY.	REF. NO.	PART NUMBER	DESCRIPTION	QTY.
1	850-001-285	Tape Yellow Reflector	1	9	952-003-006	Flat Washer 3/8 SAE	A/R
2	850-001-305	Tape Red Reflector	1	10	951-005-003	Lock Nut 3/8-16 Mac	A/R
3	79203858	LH Deflector	1	11	79203754	Chute Brace	1
4	79203859	RH Deflector	1	12	79201490	RH Lower Deflector	1
5	79203860	Chute Extension, LH	1	13	79202271	Top Adjustable Deflector	1
6	79203861	Chute Extension, RH	1	14	79202270	RH Rear Deflector	1
7	79203857	Top Cover	1	15	030-16041	Hex Head Cap Screw 5/16-18 x 3/4 Gr. 5	5
8	950-003-029	Carriage Bolt 3/8-16 x 1 Gr. 5	A/R	16	951-005-036	Lock Nut 5/16-18	5

CUP KNIFE ASSEMBLY

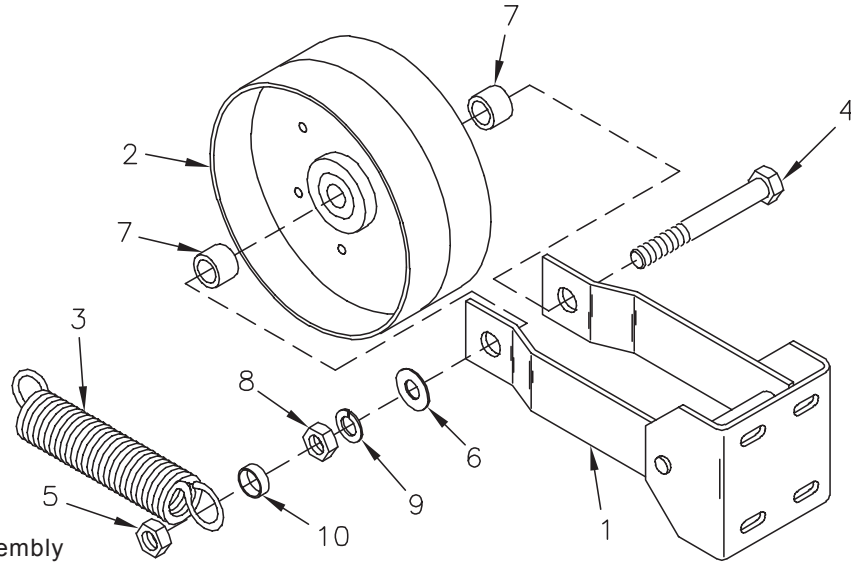
SEC
3



DWG. NO. 6272

REF. NO.	PART NUMBER	DESCRIPTION	QTY.	REF. NO.	PART NUMBER	DESCRIPTION	QTY.
1	79203812	3" Cup Knife Assembly (Includes Item 4-8)	96	5	79203809	Square Ring	96
	79203811	3" Cup Assembly Hard Surface (Includes Item 4-8)	96	6	000-65227	Knife Hanger	96
2	000-65141	Knife Pivot	96	7	79201431	3" Cup Knife	96
3	030-16139	Carriage Bolt 1/2-13 x 3 1/4	96		79203349	3" Cup Knife Hard Surface	96
4	034-05170	Lock Nut 1/2-13 Uni-Torque	192	8	030-16132	Carriage Bolt 1/2-13 x 1 1/2 Gr. 5	96

IDLER ASSEMBLY

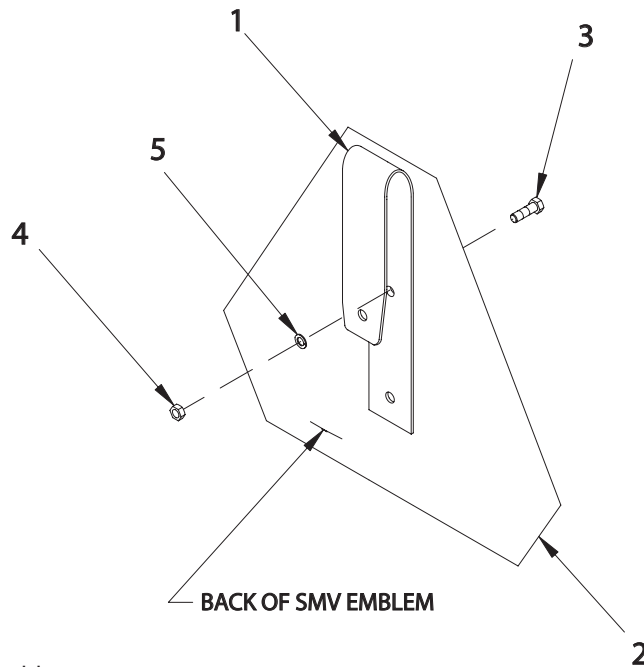


79200956 Idler Assembly

DWG. NO. 2514

REF. NO.	PART NUMBER	DESCRIPTION	QTY.	REF. NO.	PART NUMBER	DESCRIPTION	QTY.
1	79200955	Idler Weldment	1	7	400-10466	Spacer	2
2	51599031	8" Idler Pulley	1	8	951-001-009	Hex Nut 3/4-10	1
3	725-03047	Extension Spring	1	9	952-001-006	Lock Washer 3/4 Inch	1
4	031-06365	Hex Head Cap Screw 3/4 -10 x 5 Gr. 5	1	10	79202310	Spacer 5/16 x 3/4 Conduit	1
5	951-005-037	Lock Nut 3/4-10 2-Way	1		79200956	Complete Idler Assembly	
6	033-12013	Flat Washer 3/4 Inch	1				

SMV SIGN ASSEMBLY



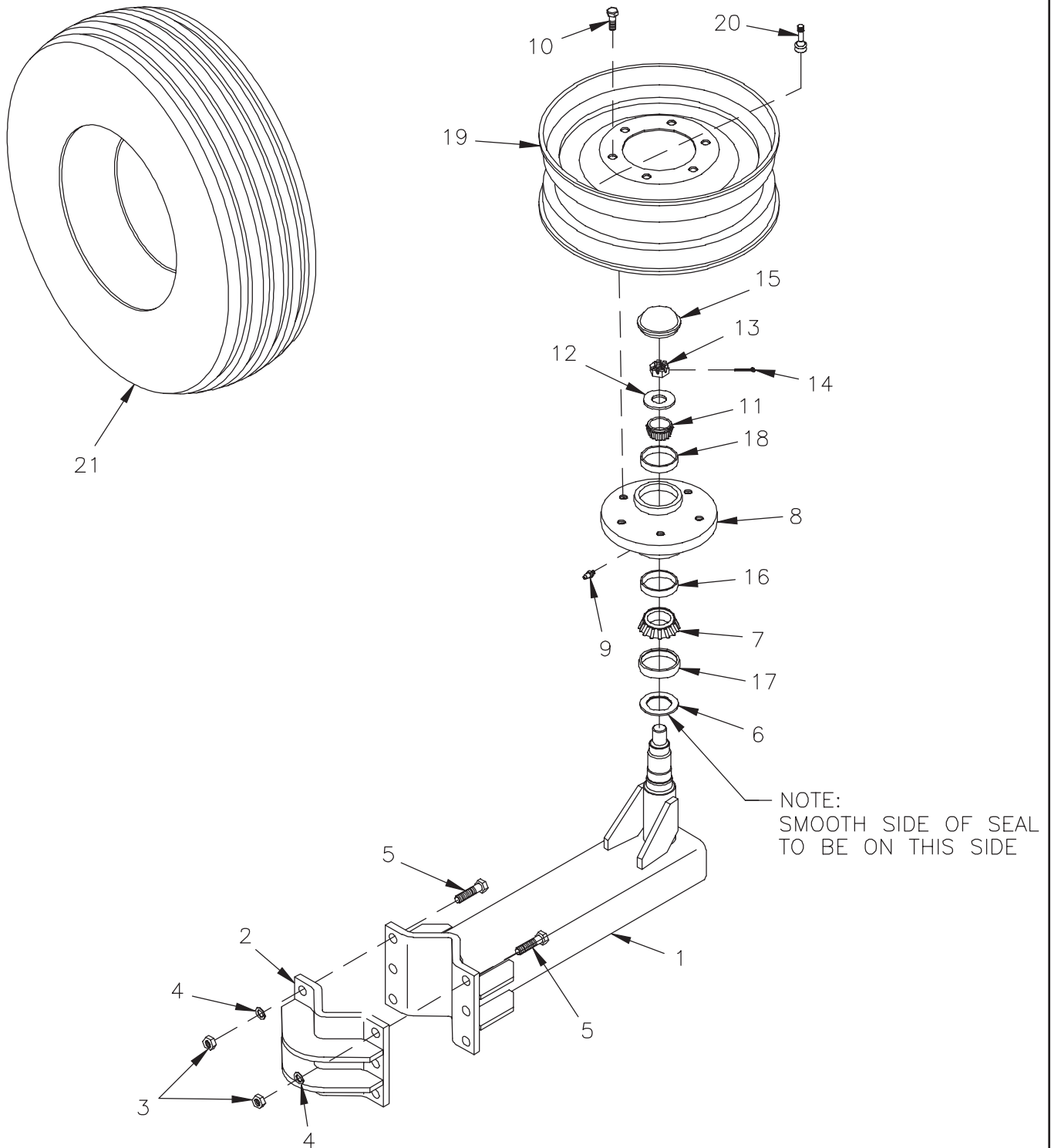
79201550 SMV Mount Assembly

DWG. NO. 2988

REF. NO.	PART NUMBER	DESCRIPTION	QTY.	REF. NO.	PART NUMBER	DESCRIPTION	QTY.
1	79201549	Mount	1	4	951-001-002	Hex Nut #10 - 24	2
2	850-001-354	SMV Emblem	1	5	033-22007	Lock Washer #10	2
3	031-10599	Machine Screw #10-24 x 1/2 Slotted Round Head	2		79201550	Complete SMV Sign Assembly	

WHEEL & LEG ASSEMBLY

SEC
3



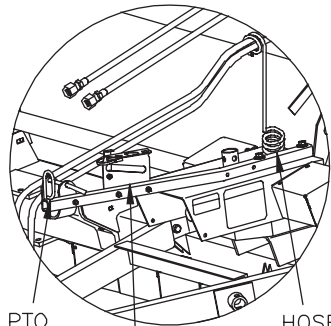
HINIKER 5600 SERIES WINDROW SHREDDER

REF. NO.	PART NUMBER	DESCRIPTION	QTY.	REF. NO.	PART NUMBER	DESCRIPTION	QTY.
1	79203210	Wheel Leg Weldment	1	13	951-005-002	Slotted Nut 7/8-14	1
2	79203647	Clamp Plate Weldment	1	14	953-001-017	Square Cut Cotter Pin 5/32 x 1 1/2	1
3	951-001-008	Hex Nut 5/8-11	6	15	850-001-155	Dust Cap	1
4	952-001-005	Lock Washer 5/8 Inch	6	16	850-001-159	Rear Cup JL 69310	1
5	950-001-185	Hex Head Cap Screw 5/8-11 x 2 1/4 Gr. 5	6	17	850-001-555	Wear Sleeve	1
6	850-001-164	Triple Lip Seal	1	18	850-001-158	Front Cup LM 67010	1
7	850-001-154	Cone JL69349	1	19	850-001-828	5" x 15 Rim 6-Bolt Black (Not Part Of Assy)	1
8	850-003-053	Hub W/Wear Sleeve (Includes 16, 17,18)	1	79203368	79203368	8" x 15 Rim 6-Bolt (Not Part Of Assembly)	1
9	955-001-001	Zerk 1/8-27 NPT Straight	1	20	80504793	Tire Valve, Steel (Not Part Of Assembly)	1
10	950-011-006	Wheel Bolt 1/2-20 x 1	6	21	805-001-154	7.6 x 15 Tire	1
11	850-001-153	Cone LM67048	1	850-002-669	850-002-669	9.5L x 15 Tire 8 Ply	1
12	802-000-007	Flat Washer 7/8 Inch	1	79203649	79203649	Wheel Leg Assembly (Includes Items 1-18)	1


3 S C S

HYDRAULIC END TRANSPORT KIT 5620

SEC 3

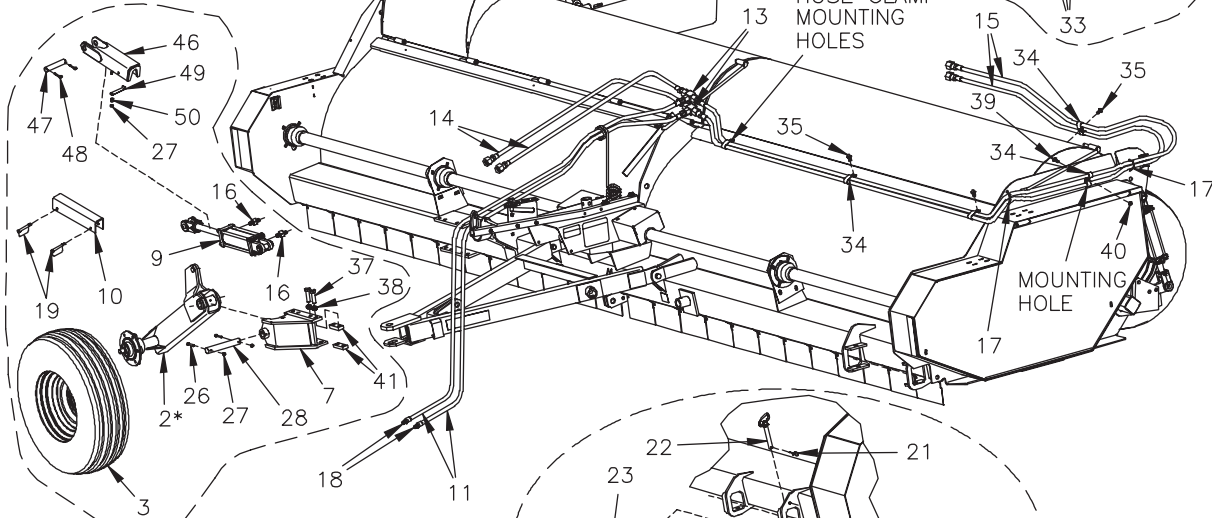
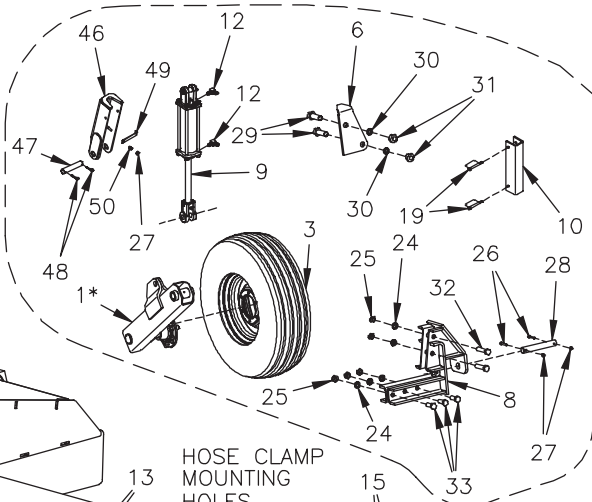


PTO SHAFT HOLDER
HYDRAULIC COUPLER HOLDER
HOSE CARRIER

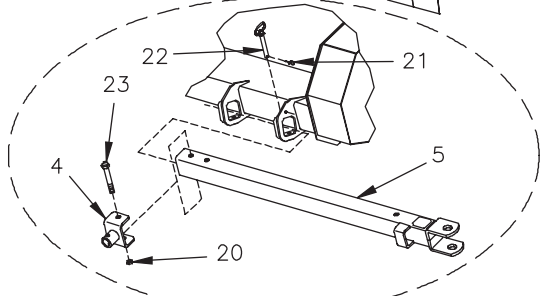


REAR HOSE CLAMP MOUNTING HOLE

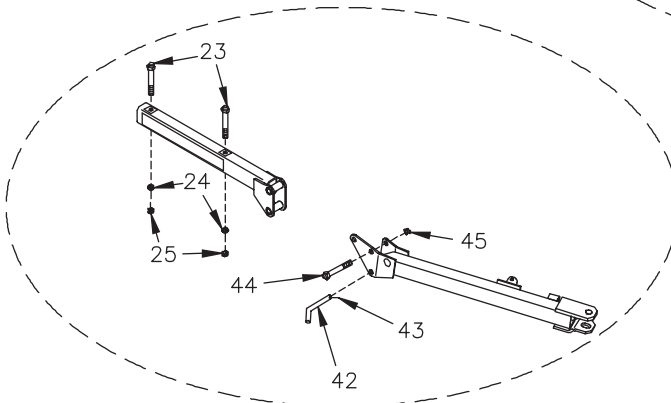
LEFT HAND TRANSPORT WHEEL ASSEMBLY



RIGHT HAND TRANSPORT WHEEL ASSEMBLY

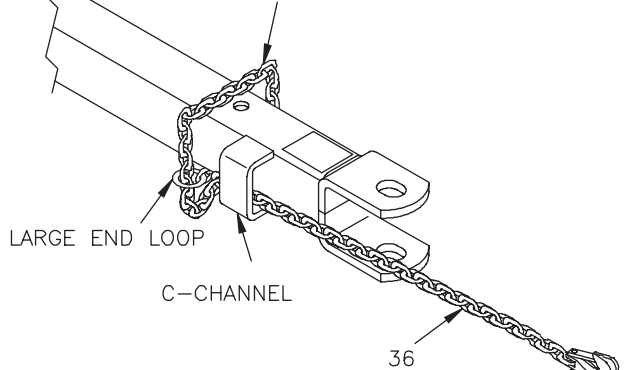


FRONT TRANSPORT HITCH ASSEMBLY



PREVIOUS FRONT TRANSPORT HITCH ASSEMBLY

WRAP SAFETY CHAIN AROUND TUBE AND PASS THROUGH LARGE CHAIN END LOOP AND WELDED ON C-CHANNEL



* For Hub Bearing Information See Section 3 Page 26.
79203383 Hydraulic End Transport Kit

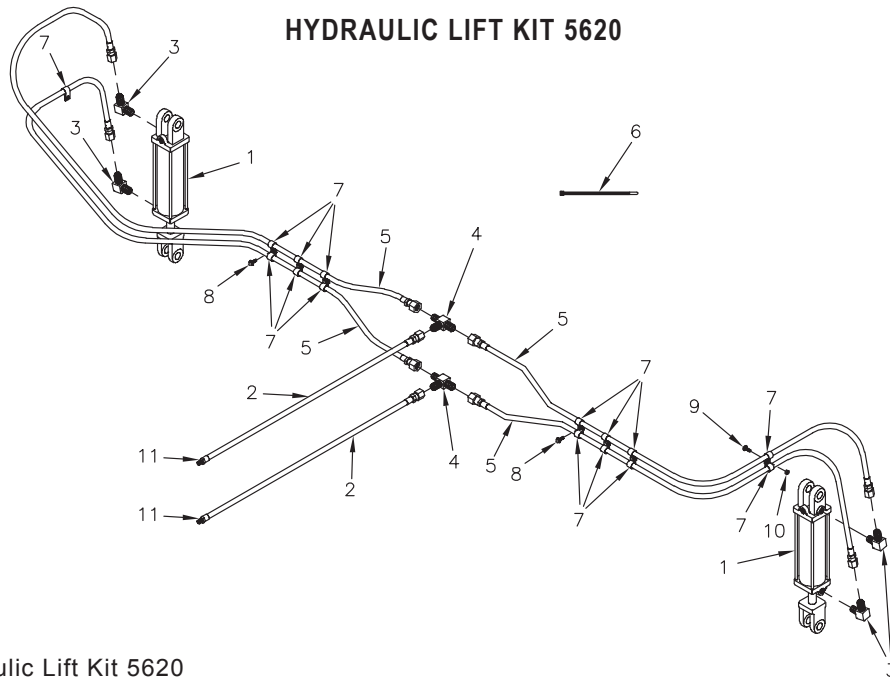
HINIKER 5600 SERIES WINDROW SHREDDER

REF. NO.	PART NUMBER	DESCRIPTION	QTY.	REF. NO.	PART NUMBER	DESCRIPTION	QTY.
1	79202670	Rear Wheel Leg	1	26	950-001-097	Hex Head Cap Screw 5/16-18 x 2 1/2 Gr. 5	4
2	79202669	Front Wheel Leg	1	27	951-005-036	Mac Lock Nut 5/16-18	6
3	79203351	Tire & Rim Assembly 9.5L-15 12 Ply	2	28	79202681	Pin	2
4	79202987	Weld Jack Clevis	1	29	031-06459	Hex Head Cap Screw 1-8 x 3 Gr. 5	2
5	79203388	Assembly End Trans Hitch W/Decal	1	30	952-001-009	Lock Washer 1 Inch Med Split SAE	2
6	79202683	Top Cylinder Mount	1	31	951-001-024	Hex Nut 1-8	2
7	79203378	Front Weldment	1	32	950-001-174	Hex Head Cap Screw 3/4-10 x 3 1/2 Gr. 5	2
8	79203380	Rear Weldment	1	33	950-001-202	Hex Head Cap Screw 3/4-10 x 2 1/4 Gr. 5	3
9	79202368	3 x 8 Hydraulic Cylinder (See Sec 3 Page 30)	2	34	79201573	Hose Clamp	14
10	79202686	Cylinder Stop	2	35	950-005-043	Self Tap Screw 1/4-20 x 3/4 Hex W Head Type 23	13
11	957-028-006	Hose Assembly 3/8 x 120	2	36	85501539	Safety Chain 10,000 Lb.	1
12	956-005-001	Fitting 90 Live Elbow 9/16 JIC x 3/4 ORB	2	37	950-001-023	Hex Head Cap Screw 5/8-11 x 2 Gr. 5	8
13	956-007-023	Fitting Tee Bulkhead 9/16 JIC	2	38	952-001-005	Lock Washer 5/8 Med Split SAE	8
14	957-001-057	Hose Assembly 3/8 x 86	2	39	950-003-054	Carriage Bolt 3/8-16 x 3/4 Gr. 5	1
15	957-001-046	Hose Assembly 3/8 x 300	2	40	951-005-003	Mac Lock Nut 3/8-16	1
16	956-003-001	Straight Adapter 9/16M To 3/4M	2	41	79202682	Nut Bar	4
17	921-001-144	14" Plastic Cable Tie	16	42	79202680	Hitch Pin	1
18	956-008-036	Connector ISO Male Hydraulics 3/4 ORB	2	43	953-005-002	Hair Pin Cotter .178 Diameter x 3 9/16	1
19	623011	Tab Lock Pin 5/16 x 2 3/4	4	44	950-001-186	Hex Head Cap Screw 1-8 x 6 Gr. 5	1
20	034-05173	Lock Nut Uni-Tor 3/4-10 Gr B	1	45	062041	Lock Nut 1-8 Nylon Insert	1
21	703-00251	Klik Pin 3/16 x 1 9/16	1	46	79203419	Cylinder Stop Weldment	2
22	79202967	Hitch Pin	1	47	85501557	Cylinder Pin	2
23	950-001-152	Hex Head Cap Screw 3/4-10 x 6 Gr. 5	A/R	48	953-001-007	Cotter Pin 3/16 x 1 1/2	4
24	952-001-006	Lock Washer 3/4 Inch Med Split SAE	A/R	49	79203436	Latch	2
25	951-001-009	Hex Nut 3/4-10	A/R	50	79203444	Compression Spring	2

3 SCS

HINIKER 5600 SERIES WINDROW SHREDDER

HYDRAULIC LIFT KIT 5620

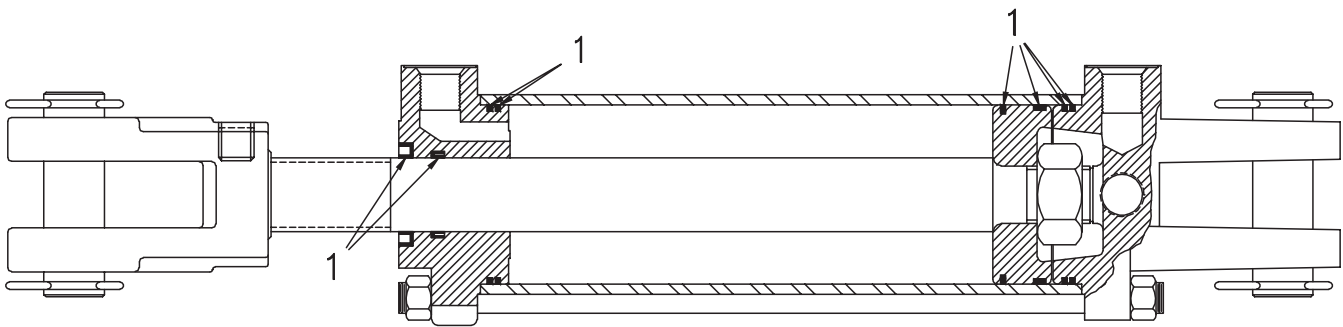


79202479 Hydraulic Lift Kit 5620

DWG. NO. 6049

REF. NO.	PART NUMBER	DESCRIPTION	QTY.	REF. NO.	PART NUMBER	DESCRIPTION	QTY.
1	79202351	2 1/2 x 8 Cylinder (See Sec 3 Page 31)	2	7	79201573	Hose Clamp	14
2	957-028-006	Hose Assembly 3/8" x 120"	2	8	950-005-043	S-Tap Screw 1/4-20 x 3/4 Hex W Head Type 23	12
3	956-005-001	Fitting 90° Live Elbow 9/16 JIC x 3/4 ORB	4	9	950-003-054	Carriage Bolt 3/8-16 x 3/4 Gr. 5	1
4	956-007-023	Fitting Tee Bulkhead 9/16 JIC	2	10	951-005-003	Mac Lock Nut 3/8-16	1
5	957-001-034	Hose Assembly 3/8" x 180"	4	11	956-008-036	Connector ISO Male 3/4 ORB	2
6	921-001-144	14" Plastic Cable Tie	14		79202708	Hose Kit 5620 (Includes Items 2-6, 11)	

3 X 8 CYLINDER

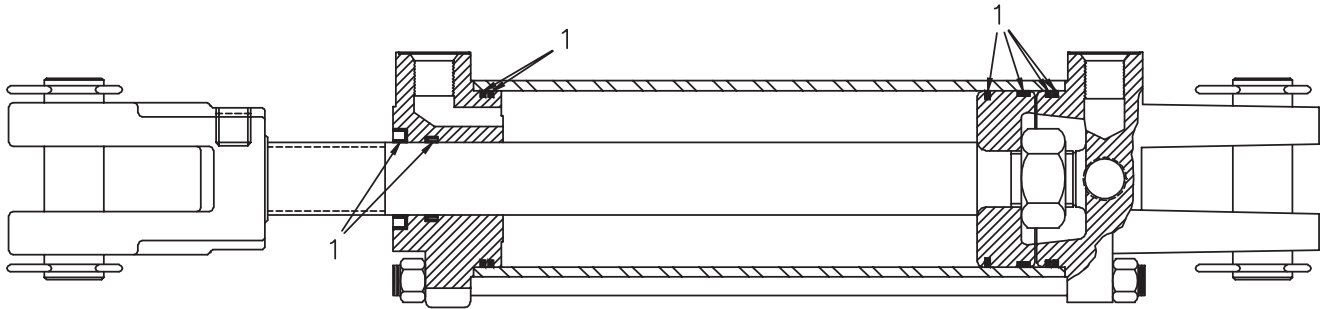


79202368 3 x 8 Cylinder

DWG. NO. 5949

REF. NO.	PART NUMBER	DESCRIPTION	QTY.	REF. NO.	PART NUMBER	DESCRIPTION	QTY.
1	79202380	Seal Kit	1		79202368	3 x 8 Cylinder Assembly	

2 1/2 X 8 CYLINDER



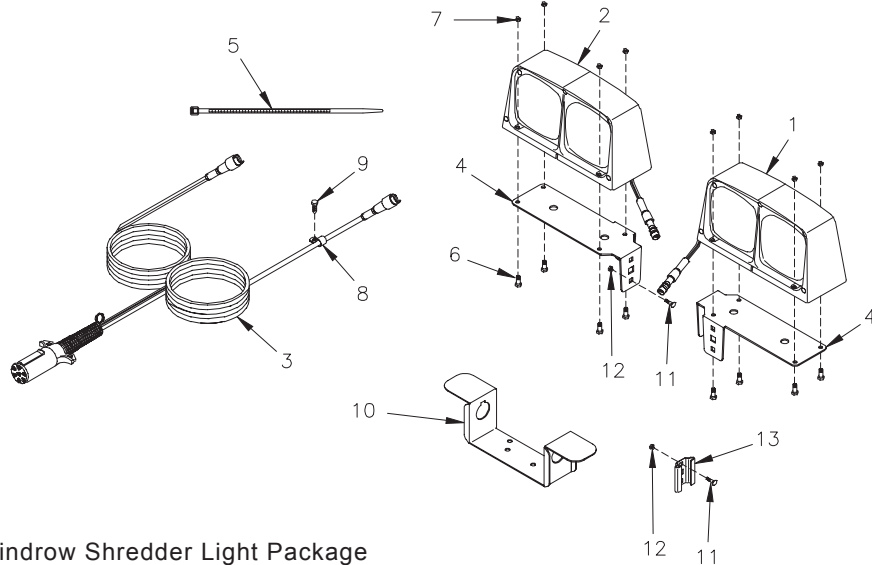
3

79202351 2 1/2 x 8 Cylinder

DWG. NO. 6567

REF. NO.	PART NUMBER	DESCRIPTION	QTY.	REF. NO.	PART NUMBER	DESCRIPTION	QTY.
1	79202366	Seal Kit	1		79202351	2 1/2 x 8 Cylinder Assembly	

SAFETY LIGHT PACKAGE



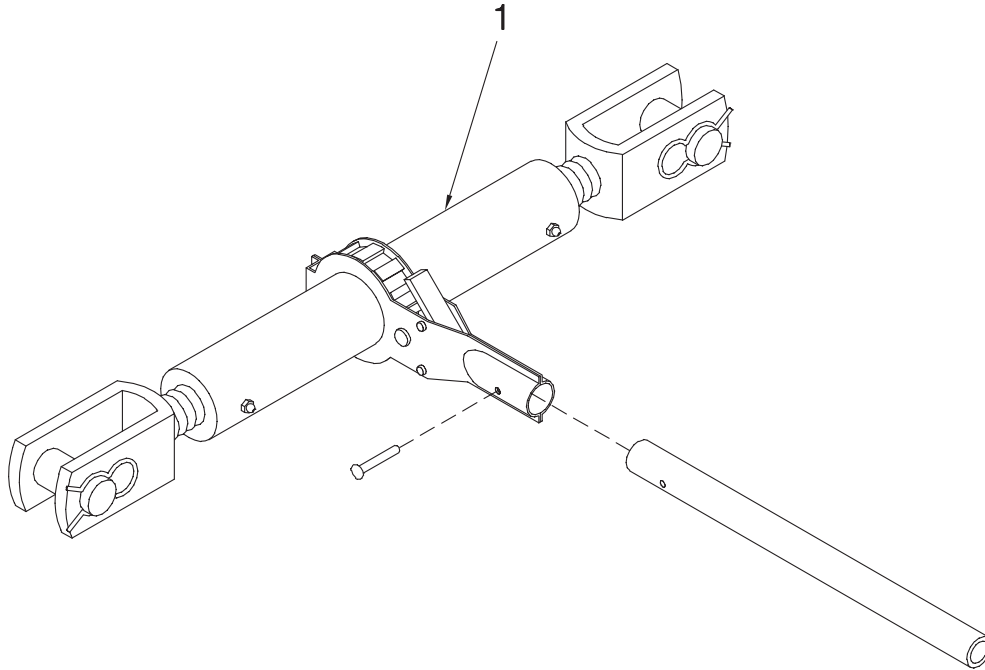
79202724 5620 Windrow Shredder Light Package

DWG. NO. 6273

REF. NO.	PART NUMBER	DESCRIPTION	QTY.	REF. NO.	PART NUMBER	DESCRIPTION	QTY.
1	36100000	Light Implement, LH Assembly	1	8	720-03071	Hose Clamp	13
2	36100001	Light, Implement, RH Assembly	1	9	950-005-043	Hex Washer Head Self Tapping Screw 1/4-20 x 3/4	12
3	38809033	Harness, Lighting	1	10	79203129	Wire Holder	1
4	79202725	Light Bracket	2	11	030-16041	Carriage Bolt 5/16-18 x 3/4 Gr. 5	6
5	367-001-014	Cable Tie, Black 8 Inch	12	12	951-005-036	Mac Lock Nut 5/16-18	6
6	031-06006	Hex Head Cap Screw 1/4-20 x 1 Gr. 5	8	13	400-11027	Bracket	1
7	951-005-089	Lock Nut 1/4-20 Gr. A 2-Way	8				

HINIKER 5600 SERIES WINDROW SHREDDER

RACHET JACK ASSEMBLY

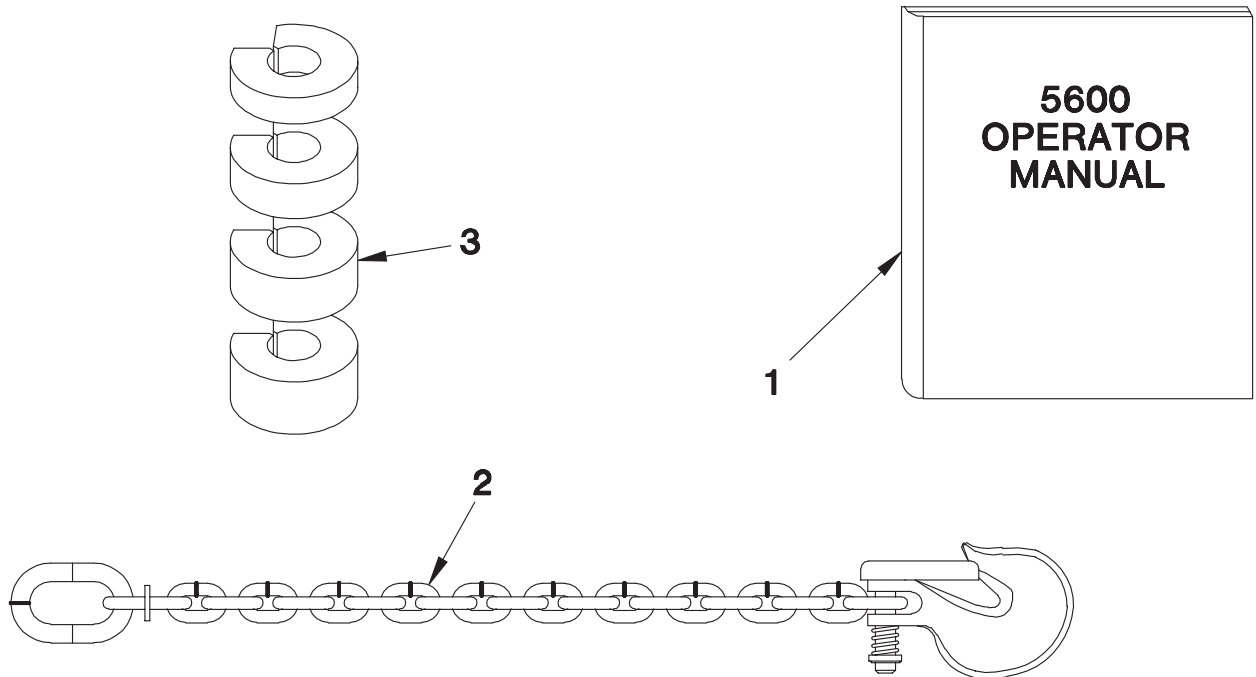


000-04067 Ratchet Jack Assembly

DWG. NO. 2502

REF. NO.	PART NUMBER	DESCRIPTION	QTY.	REF. NO.	PART NUMBER	DESCRIPTION	QTY.
1	000-04067	Complete Ratchet Jack Assembly	1				

OPERATOR MANUAL AND ACCESSORIES



DWG. NO. 2520

REF. NO.	PART NUMBER	DESCRIPTION	QTY.	REF. NO.	PART NUMBER	DESCRIPTION	QTY.
1	79202656	5620 Operator Manual	1	3	79203414	Hydraulic Cylinder Stop Set	1
2	85501539	Safety Chain 10,000 Lbs.	1				

SECTION 3

SECTION 4

MODEL

5620HH/5621

PTO COMPONENTS

PAGE 2	1 3/8-21 1000 RPM CV PTO
PAGE 3	1 3/4-20 1000 RPM CV PTO
PAGE 4	OVERRUNNING CLUTCH, 1000 RPM

GEARBOX

PAGE 5	GEARBOX ASSEMBLY, 1000 RPM
--------	----------------------------

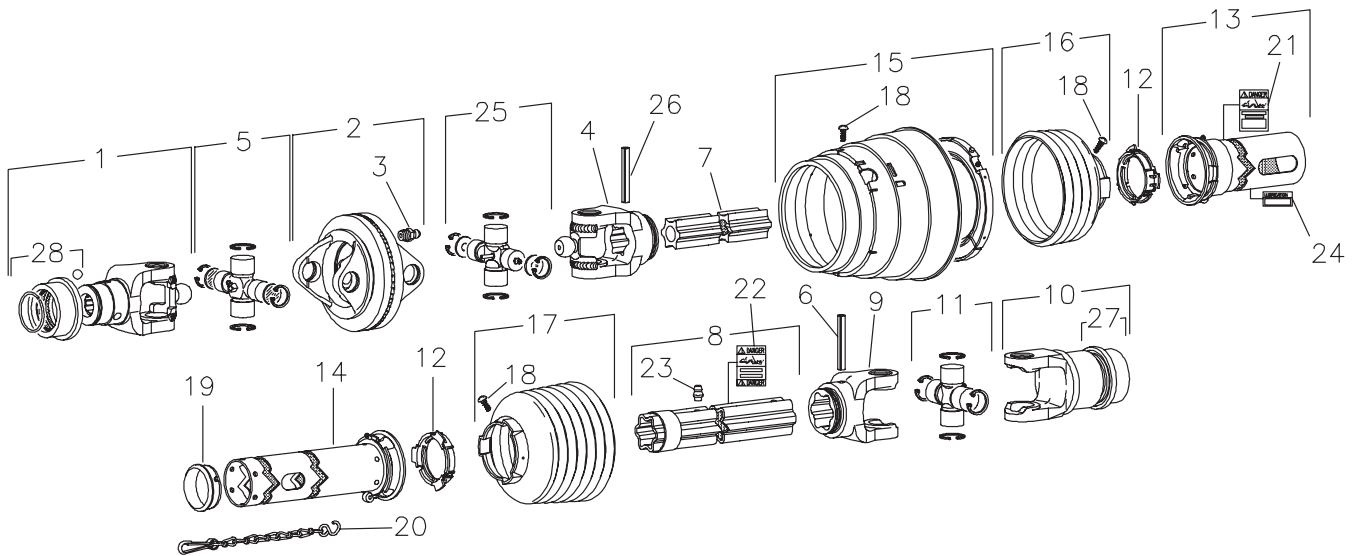
WINDROW SHREDDER COMPONENTS

PAGE 6-7	HITCH AND FRONT DRIVE ASSEMBLY
PAGE 8-9	ROTOR AND DRIVE ASSEMBLY
PAGE 10-11	AUGER AND DRIVE ASSEMBLY
PAGE 12-13	CASTER/END TRANSPORT WHEEL AND LIGHTS
PAGE 14	PTO KNUCKLE
PAGE 15	CHUTE ASSEMBLY
PAGE 16	CUP KNIFE ASSEMBLY
PAGE 17	IDLER ASSEMBLY
PAGE 17	SMV SIGN ASSEMBLY
PAGE 18	FIELD WHEEL LEG ASSEMBLY (6-BOLT HUB)
PAGE 19	FIELD WHEEL LEG ASSEMBLY (8-BOLT HUB)
PAGE 20	REAR END TRANSPORT LEG ASSEMBLY
PAGE 21	FRONT CASTER WHEEL ASSEMBLY (6-BOLT HUB)
PAGE 21	FRONT CASTER WHEEL ASSEMBLY (8-BOLT HUB)
PAGE 22-23	HYDRAULIC LAYOUT
PAGE 24	3 X 20 HYDRAULIC CYLINDER
PAGE 24	3 X 8 HYDRAULIC CYLINDER
PAGE 25	2 1/2 X 8 HYDRAULIC CYLINDER
PAGE 25	2 1/2 X 10 HYDRAULIC CYLINDER
PAGE 26	REMOTE STROKE CONTROL VALVE
PAGE 26	SAFETY CHAIN
PAGE 26	OPERATOR MANUAL
PAGE 27	ROCK GUARD KIT
PAGE 28	PIVOT TRACK WHEEL KIT

HINIKER 5600 SERIES WINDROW SHREDDER

1 3/8-21 1000 RPM CV PTO

SEC
4



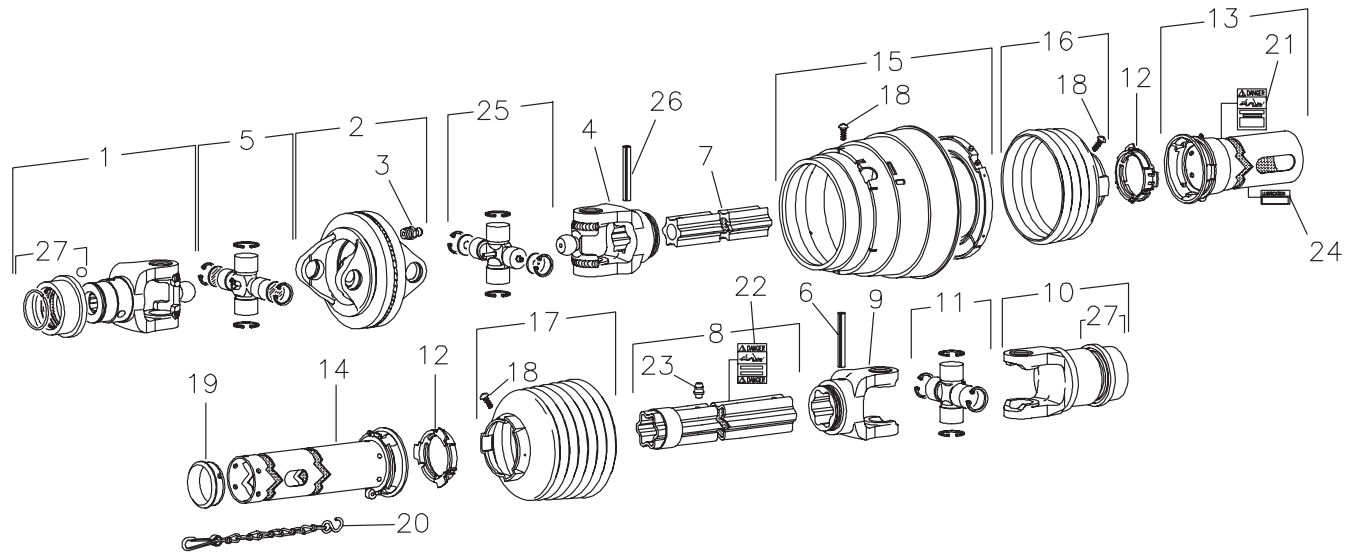
79202278 PTO 1 3/8-21 GKN 395564

DWG. NO. 5936

REF. NO.	PART NUMBER	DESCRIPTION	QTY.	REF. NO.	PART NUMBER	DESCRIPTION	QTY.
1	520-03119	Yoke, 1 3/8-21 Spline	1	15	52003233	CV Cone & Bearing Assembly	1
2	520-03120	Double Yoke	1	16	52003234	Shield Cone 4 Rib	1
3	520-03121	Grease Zerk	1	17	52003235	Shield Cone 7 Rib	1
4	52003230	Inboard Yoke S4	1	18	520-03135	Screw	8
5	520-03123	Cross & Bearing Kit	1	19	520-03136	Support Bearing	1
6	520-03124	Spring Pin 10 x 90	1	20	520-03137	Safety Chain	1
7	520-03144	Inner Profile	1	21	520-03138	Outer Decal	1
8	520-03176	Profile & Sleeve Weldment	1	22	520-03139	Inner Decal	1
9	520-03127	Inboard Yoke S5	1	23	520-03140	Grease Zerk	1
10	520-03118	Overrunning Clutch	1	24	52003236	Lubrication Decal	1
11	520-03128	Cross & Bearing Kit	1	25	52003237	Cross & Bearing Kit	1
12	520-03129	Bearing Ring	2	26	52003242	Spring Pin 10 x 75	1
13	52003231	Out Shield Tube OVL	1	27	520-03142	Collar Kit (In Item 10)	1
14	52003232	In Shield Tube Round	1	28	520-03141	Collar Kit (In Item 1)	1

HINIKER 5600 SERIES WINDROW SHREDDER

1 3/4-20 1000 RPM CV PTO



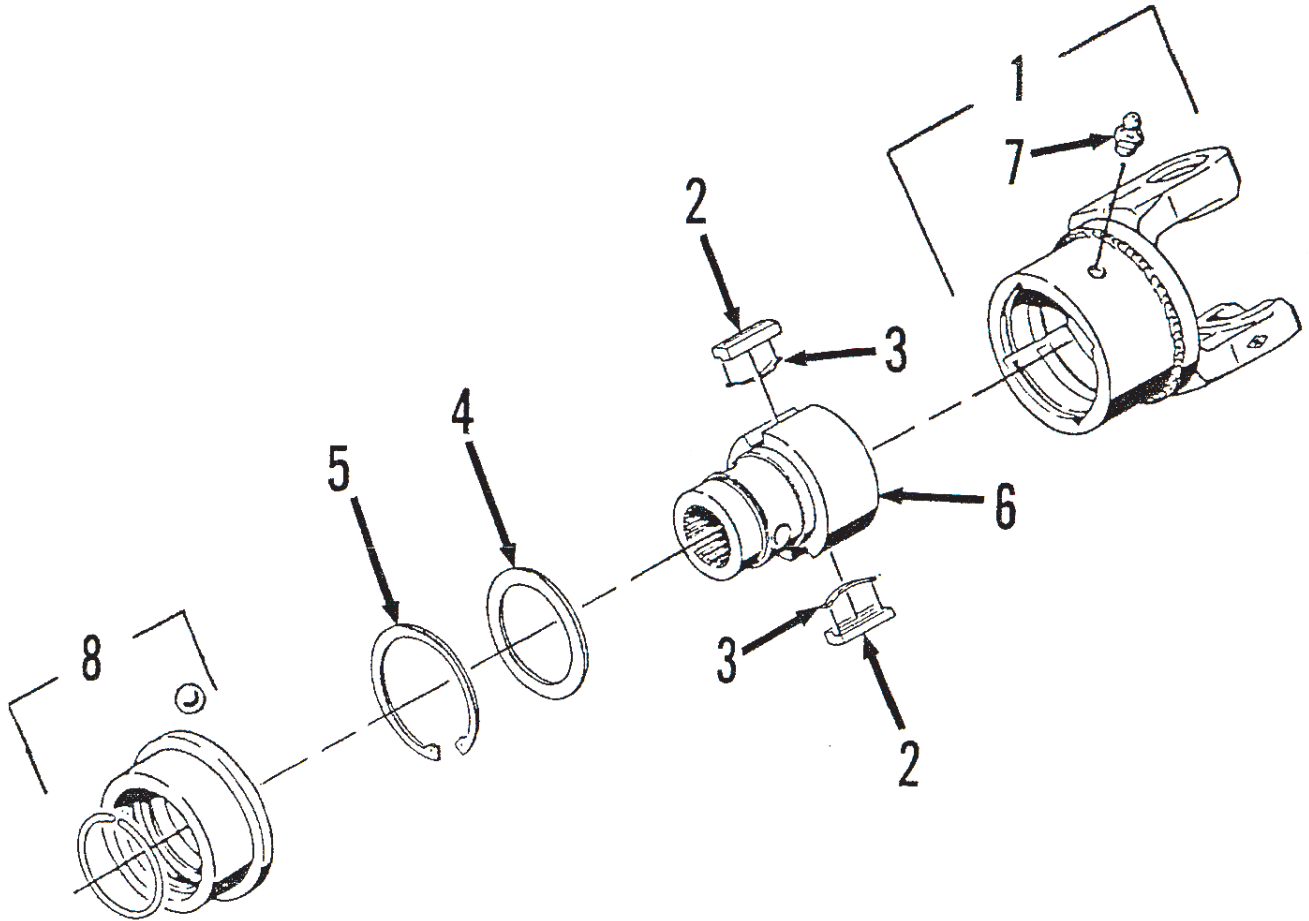
79202277 PTO 1 3/4-20 GKN 396073

DWG. NO. 5937

REF. NO.	PART NUMBER	DESCRIPTION	QTY.	REF. NO.	PART NUMBER	DESCRIPTION	QTY.
1	520-03143	Yoke, 1 3/4-20 Spline	1	15	52003233	CV Cone & Bearing Assembly	1
2	520-03120	Double Yoke	1	16	52003234	Shield Cone 4 Rib	1
3	520-03121	Grease Zerk	1	17	52003235	Shield Cone 7 Rib	1
4	52003230	Inboard Yoke S4	1	18	520-03135	Screw	8
5	520-03123	Cross & Bearing Kit	1	19	520-03136	Support Bearing	1
6	520-03124	Spring Pin 10 x 90	1	20	520-03137	Safety Chain	1
7	520-03144	Inner Profile	1	21	520-03138	Outer Decal	1
8	520-03176	Profile & Sleeve Weldment	1	22	520-03139	Inner Decal	1
9	520-03127	Inboard Yoke S5	1	23	520-03140	Grease Zerk	1
10	520-03118	Overrunning Clutch	1	24	52003236	Lubrication Decal	1
11	520-03128	Cross & Bearing Kit	1	25	52003237	Cross & Bearing Kit	1
12	520-03129	Bearing Ring	2	26	52003242	Spring Pin 10 x 75	1
13	52003231	Out Shield Tube OVL	1	27	520-03142	Collar Kit	2
14	52003232	Inn Shield Tube Round	1				

OVERRUNNING CLUTCH 1000 RPM

SEC 4



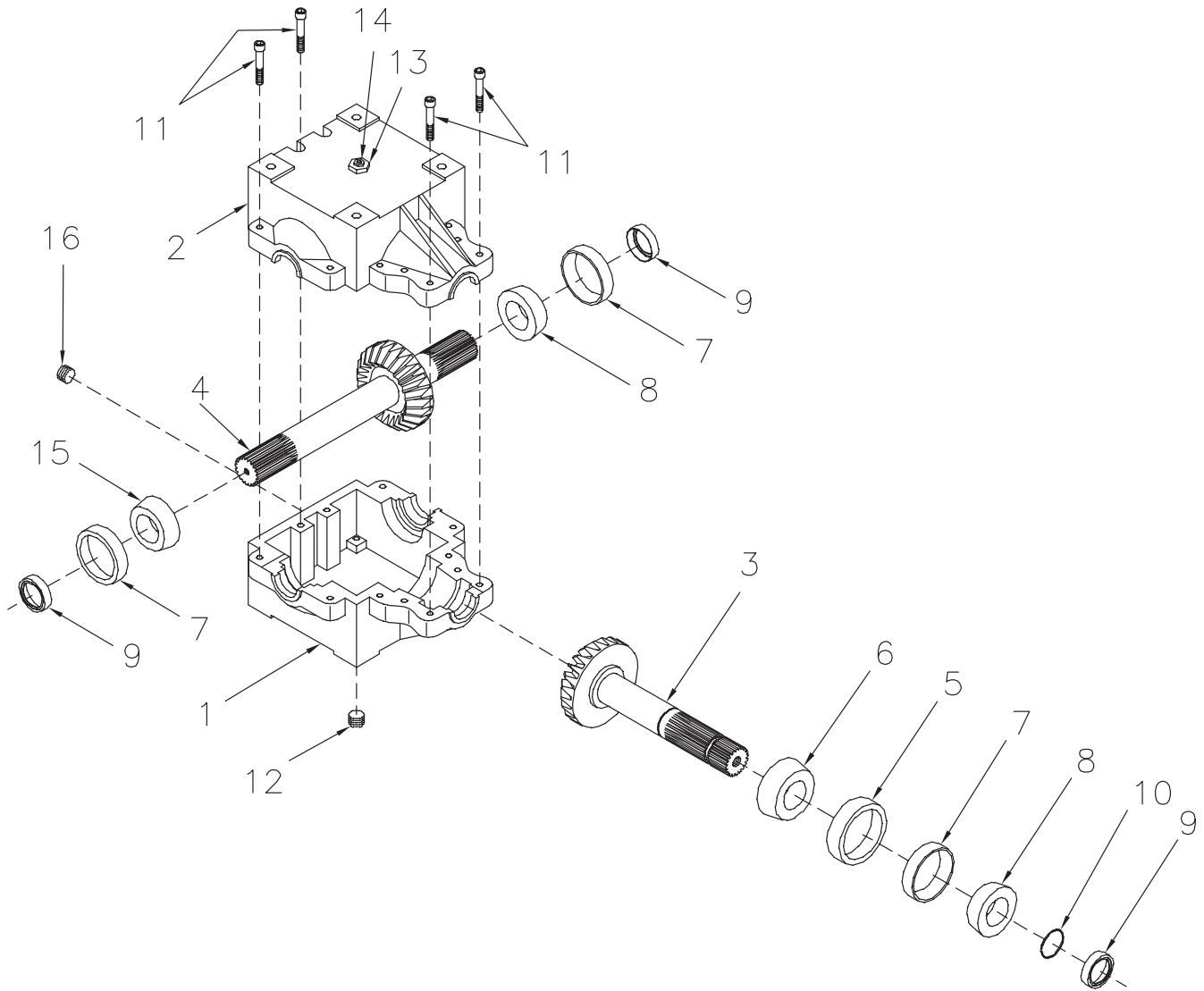
520-03118 Overrunning Clutch

DWG. NO. 2512

REF. NO.	PART NUMBER	DESCRIPTION	QTY.	REF. NO.	PART NUMBER	DESCRIPTION	QTY.
1	520-03146	Clutch Housing	1	5	520-03150	Retaining Ring	1
2	520-03147	Key	2	6	520-03151	Hub, 1 3/4 - 20 Spline	1
3	520-03148	Leaf Spring	2	7	520-03121	Grease Zerk	1
4	520-03149	Supporting Ring	2	8	520-03142	Collar Kit	1

GEARBOX ASSEMBLY, 1000 RPM

SEC 4



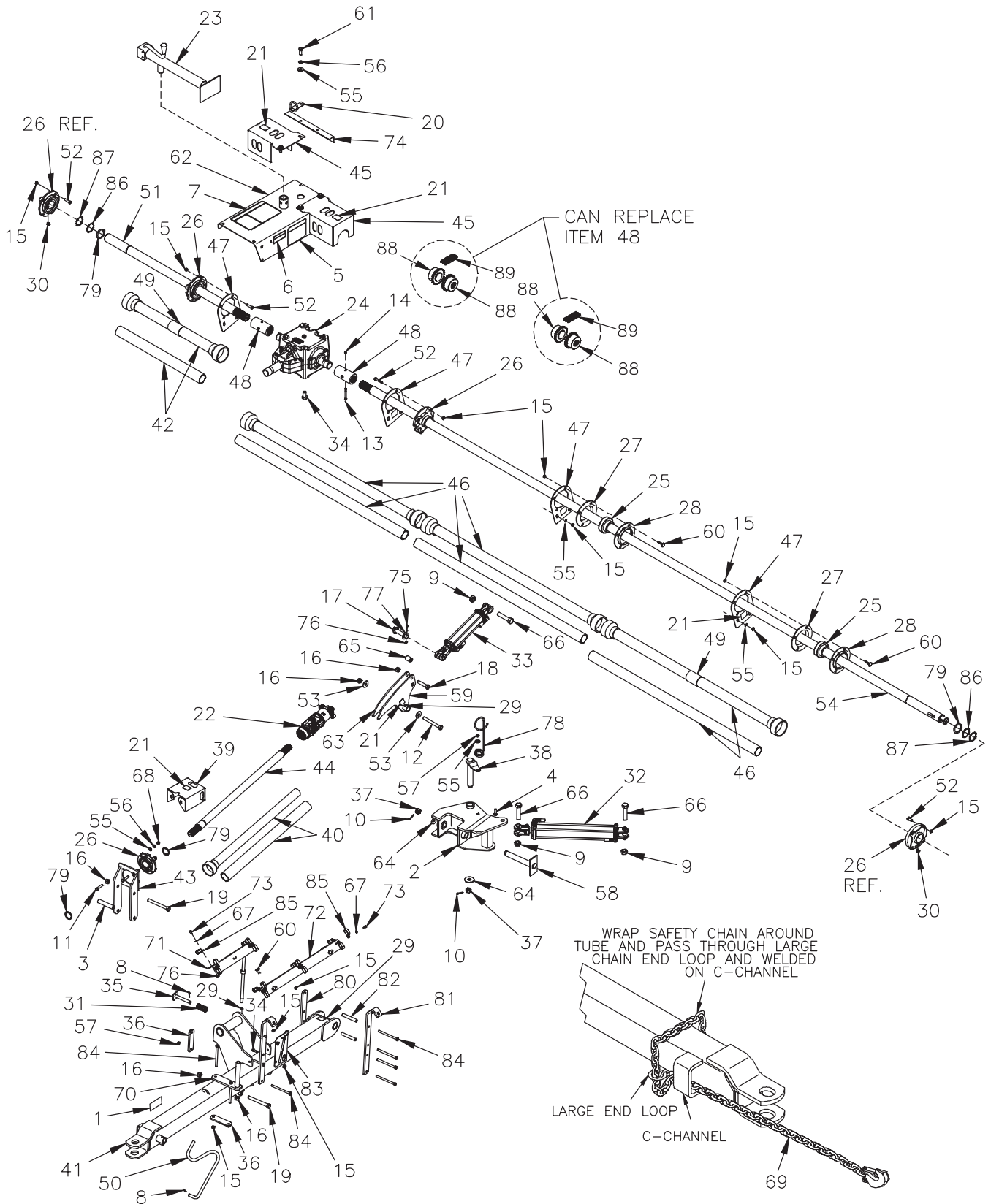
51700216 1000 RPM Gear Box Assembly

DWG. NO. 5938

REF. NO.	PART NUMBER	DESCRIPTION	QTY.	REF. NO.	PART NUMBER	DESCRIPTION	QTY.
1	400-17205	Casting (Tapped Holes)	1	10	702-05093	Retaining Ring (1 3/4 Shaft)	1
2	400-17206	Casting (Thru Holes)	1	11	950-011-032	Socket Head Cap Screw 3/8-16 x 2 1/4	12
3	50106488	Pinion Shaft/Gear	1	12	203-51156	Plug, 1/2 NPT Socket Head Hex	1
4	50106489	Cross Shaft/Gear	1	13	203-51074	Bushing, 1/2 NPT - 1/8 NPT	1
5	601-05002	Bearing Cup (Large) #3720	1	14	203-50308	Pressure Relief	1
6	601-02075	Bearing Cone (Large) #3782	1	15	601-02001	Cone Timken #25580	1
7	601-05001	Bearing Cup (Small) #25520	3	16	79201412	Plug 1/4 NPT	1
8	601-03003	Bearing Cone (Small) #25581	2		51700216	Gearbox Assembly	
9	650-06056	Seal (1 3/4 Shaft)	3				

HINIKER 5600 SERIES WINDROW SHREDDER

HITCH AND FRONT DRIVE ASSEMBLY



SEC
4

DWG. NO. 6996

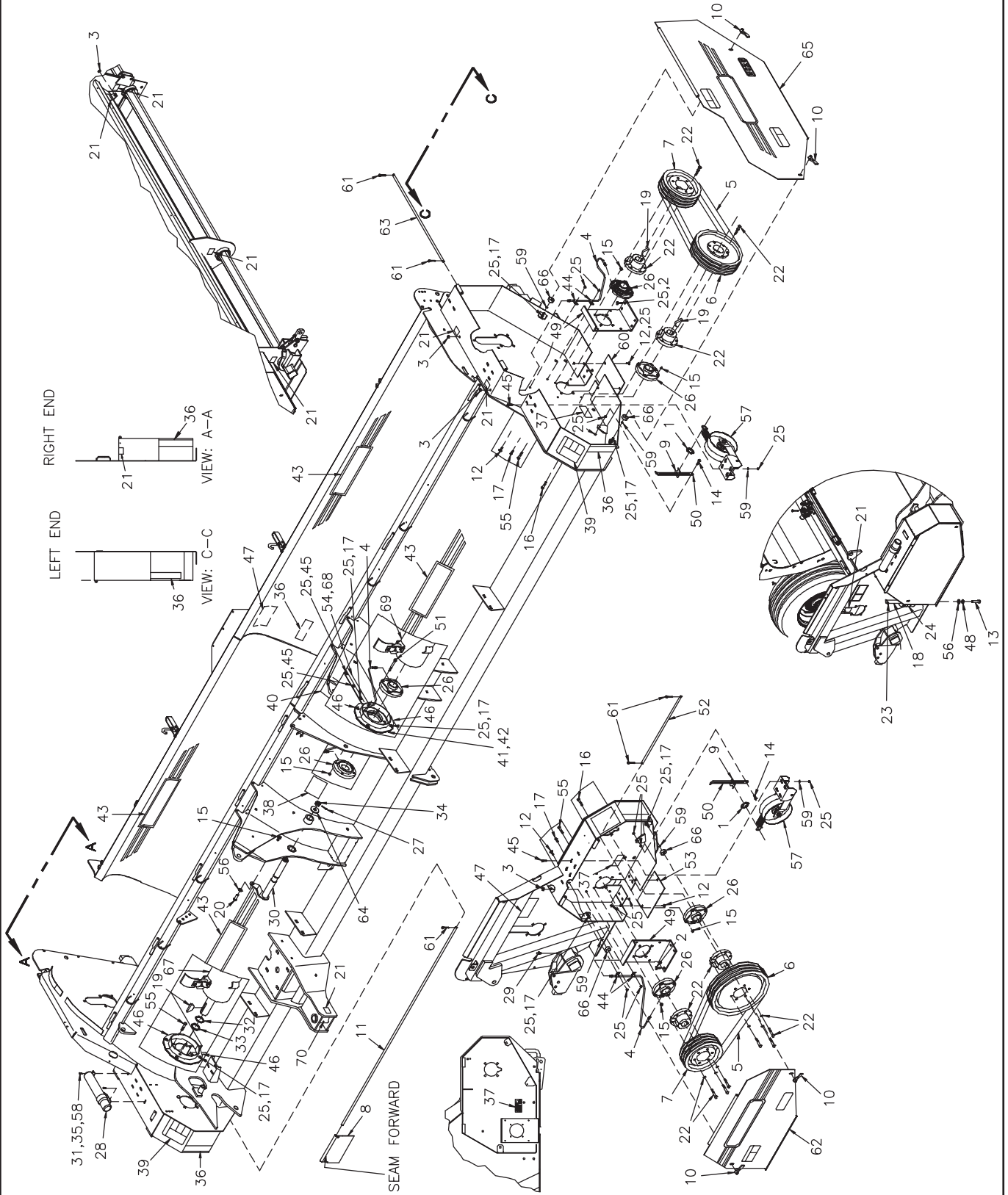
HINIKER 5600 SERIES WINDROW SHREDDER

REF. NO.	PART NUMBER	DESCRIPTION	QTY.	REF. NO.	PART NUMBER	DESCRIPTION	QTY.
1	85501787	Decal Caution	1	46	79203646	Driveline Shield Ay 20' (With Reducer Ends)	3
2	79203652	Pivot Weldment	1		79204122	Driveline Shield Ay 20' (Without Reducer Ends)	3
3	79203668	Pivot Bushing	1	47	79201758	Bearing Support	4
4	950-003-058	Carriage Bolt 1/2-13 x 1 3/4 Gr. 5	1	48	79200836	Splined Coupler W/Fittings	2
5	71504143	Decal Important	1	49	520-03138	Outer Decal	2
6	71504129	Decal Caution	1	50	79203545	PTO Shaft Holder	1
7	71504132	Decal Warning	1	51	79203733	RH Lineshaft	1
8	953-001-007	Cotter Pin 3/16 x 1 1/2 EP Square Cut	A/R	52	950-001-112	Hex Head Cap Screw 1/2-13 x 2 Gr.5	A/R
9	30008667	Lock Nut 1"	A/R	53	952-002-008	Washer Flat 3/4 Inch	3
10	953-001-025	Cotter Pin 7/32 x 2 EP Square Cut	2	54	79203732	LH Lineshaft	1
11	031-06208	Hex Head Cap Screw 1/2-13 x 2 1/4 Gr. 5	4	55	952-004-067	Flat Washer 1/2 Inch	18
12	950-001-265	Hex Head Cap Screw 3/4-10 x 6 1/2 Gr. 5	1	56	952-001-004	Lock Washer 1/2 Inch	5
13	031-06113	Hex Head Cap Screw 3/8-16 x 3 Gr. 5	2	57	10304	Lock Nut 1/2-13	A/R
14	034-05168	Lock Nut 3/8-16 Uni-Torque	2	58	79204133	Horizontal Pin Weldment	1
15	034-05170	Lock Nut 1/2-13 Uni-Torque	A/R	59	79203728	LH Locking Plate Weldment	1
16	951-005-037	Lock Nut 3/4-10 2-Way	A/R	60	950-003-028	Carriage Bolt 1/2-13 x 1 1/4	A/R
17	79203957	Cylinder Pin	1	61	950-001-125	Hex Head Cap Screw 1/2-13 x 1 1/2 Gr. 5	4
18	950-001-174	Hex Head Cap Screw 3/4-10 x 3 1/2 Gr. 5	1	62	79203683	Gearbox Shield	1
19	950-001-253	Hex Head Cap Screw 3/4-10 x 7 Gr. 5	2	63	79203729	RH Locking Plate Weldment	1
20	79203736	Hose Loop Weldment	1	64	79203677	Washer (3/4 Bore)	2
21	79203259	Decal Grease	A/R		79204136	Washer (1 1/4 Bore)	2
22	79203640	PTO Knuckle	1	65	79203675	Spacer Bushing	1
23	400-34074	Tubular Mount Jack	1	66	950-001-355	Hex Head Cap Screw 1-8 x 3 3/4 Gr. 5, 1 1/8 Thread	3
24	51700216	1000 Rpm Gearbox Assembly	1	67	033-12007	Flat Washer 5/16 SAE	15
25	79203217	Bearing 2" Spherical	2	68	951-001-007	Hex Nut 1/2-13	4
26	79203218	Flange Bearing 2" Shaft	5	69	85501539	Safety Chain 10,000 Lbs.	1
27	60400524	Relube Flange W/O Fitting	2	70	79203883	Hose Pivot Mount Weldment	1
28	60400525	Relube Flange W/Fitting	2	71	79203882	Hose Pivot Weldment	1
29	203-50003	Zerk 1/4-28 NPT Straight	A/R	72	79203888	Hose Support Hitch	1
30	955-001-010	Grease Fitting 1/8-27 NPT 90°	2	73	950-001-113	Hex Head Cap Screw 5/16-18 x 3/4 Gr. 5	15
31	79203891	Compression Spring	1	74	79203895	Angle Brace	1
32	79203744	Hydraulic Cylinder 3 x 20 DA	1	75	031-06057	Hex Head Cap Screw 5/16-18 x 1 1/2 Gr. 5	2
33	79203743	Hydraulic Cylinder 2 1/2 x 10 DA	1	76	951-005-036	Lock Nut 5/16-18	A/R
34	950-002-013	Hex Head Flanged Whiz Lock 1/2-13 x 1 1/2	6	77	952-003-005	Flat Washer 1 Inch SAE	2
35	79203890	Plunger Weldment	1	78	000-69096	Hose Carrier	1
36	79203884	Backup Plate	2	79	79203951	Snap Ring 2"	4
37	951-005-091	Hex Nut Slotted 1 1/4-12 UNF GB	2	80	79203885	Backup Plate Extended	1
38	79204130	Vertical Hitch Pivot Pin Weldment	1	81	79203887	Hose Support Mount	2
39	79203730	Driveline Guard	1	82	79203886	Spacer Bushing	2
40	79203719	Lineshaft Shield (With Reducer Ends)	1	83	79203963	Hose Storage Plate	1
	79204123	Lineshaft Shield (Without Reducer Ends)	1	84	700-09966	Hex Head Cap Screw 1/2-13 x 6 1/2 Gr. 5	8
41	79203659	Hitch Weldment	1	85	79201573	Hose Clamp	15
42	79203651	Driveshaft Shield Assembly (With Reducer Ends)	1	86	710-05332	Washer 10 Ga. (.135)	A/R
	79204124	Driveshaft Shield Assembly (Without Reducer Ends)	1	87	710-05333	Washer 16 Ga. (.060)	A/R
43	79203685	Bearing Support Weldment	1	88	79203969	Chain Coupling Weldment 60B20	A/R
44	79203687	Lineshaft	1	89	79203966	Chain #60 Double Coupling	A/R
45	79203725	Lineshaft Shield	2				

SECTION 4

ROTOR AND DRIVE ASSEMBLY

SECTION 4



HINIKER 5600 SERIES WINDROW SHREDDER

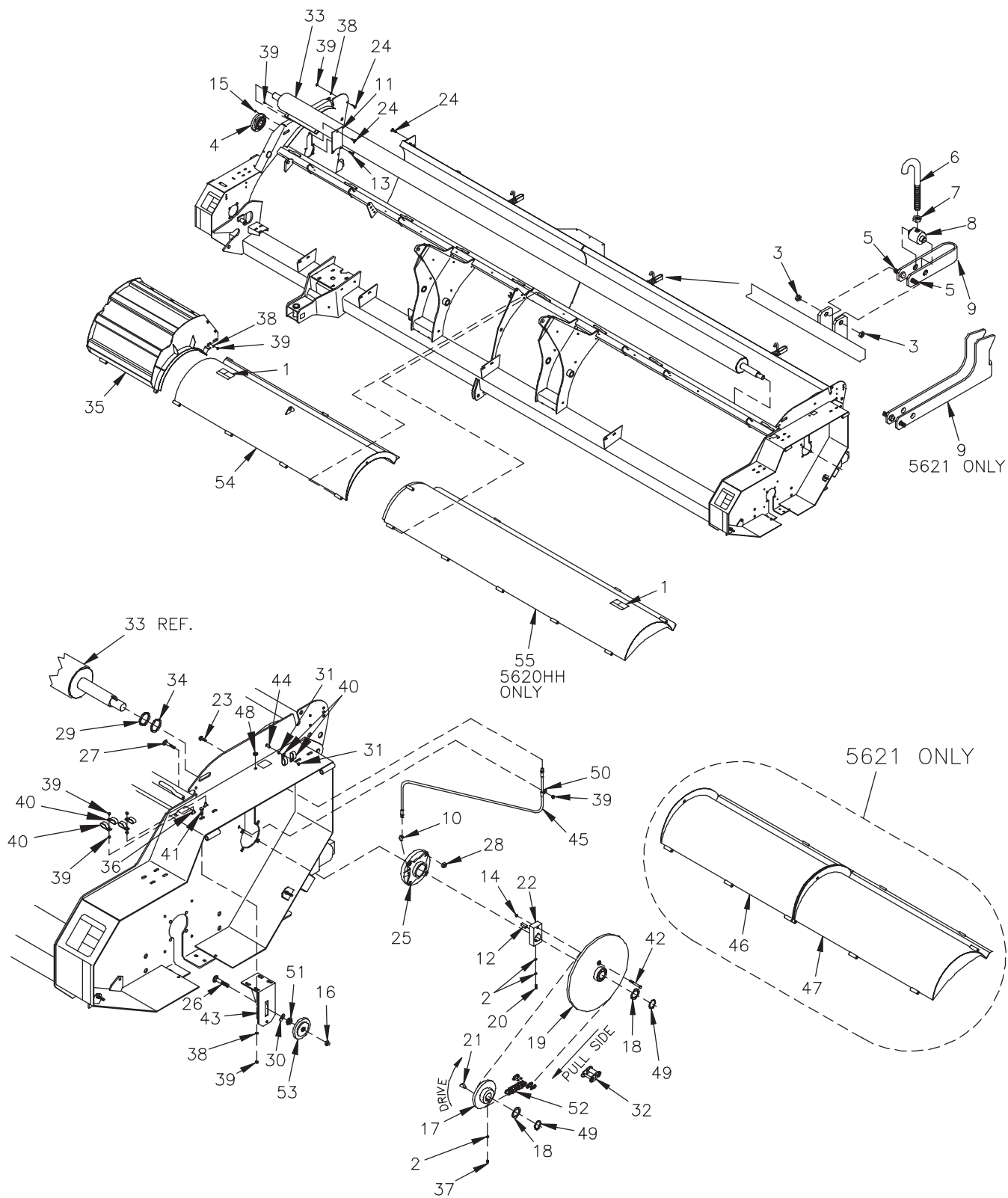
REF. NO.	PART NUMBER	DESCRIPTION	QTY.	REF. NO.	PART NUMBER	DESCRIPTION	QTY.
1	000-20179	Machinery Bushing 1 3/8	15	37	79203023	Decal Spring Instruction	2
2	950-003-029	Carriage Bolt 3/8-16 x 1	2	38	71504142	Important Decal	1
3	000-24063	Lock Nut	5	39	71505171	Warning Decal	2
4	79202316	Grease Hose 27 1/2"	4	40	71504131	Danger Decal	1
5	79203641	HC V-Belt Set Of 3	2	41	79202088	Shield Spacer 1/16	8
6	000-28511	Drive Shaft Sheave	2	42	79202087	Shield Spacer 1/8	8
7	79202624	Sheave 3 Groove 10 1/2 Diameter	2	43	71505168	"Hiniker" Decal	4
8	000-64011	Shield Plate	24	44	720-02399	Cable Clamp, 3/8	5
9	000-65186	Spring Anchor	2	45	950-002-009	Hex Head Flanged Whiz Lock Bolt 3/8-16 x 1	A/R
10	000-65223	Threaded Handle	4	46	79203157	Anti-Wrap Shield Weldment	8
11	000-65627	Rod	2	47	71504144	Danger Decal	2
12	950-003-054	Carriage Bolt 3/8-16 x 3/4 SS	A/R	48	952-001-004	Lock Washer 1/2 Inch	1
13	950-001-231	Hex Head Cap Screw 1/2-13 x 1 Gr. 5	1	49	79202627	Bearing Support	2
14	950-002-014	Hex Head Flanged Whiz Lock Bolt 3/8-16 x 1 1/4	2	50	79200866	Take-Up Bar	2
15	034-05170	Lock Nut 1/2-13 Uni-Torque	A/R	51	950-001-124	Hex Head Cap Screw 1/2-13 x 4 Gr. 5	4
16	950-001-112	Hex Head Cap Screw 1/2-13 x 2 Gr. 5	8	52	79200920	Shield Rod	1
17	950-002-010	Hex Head Flanged Whiz Lock Bolt 3/8-16 x 1 1/2	17	53	79203377	Bottom Cover	1
18	79203432	Cylinder Stop Pin	1	54	79201397	RH Hose Shield (Not Shown)	1
19	035-60063	Woodruf Key, 1/2 x 2 3/4	4	55	031-06208	Hex Head Cap Screw 1/2-13 x 2 1/4 Gr. 5	8
20	950-001-125	Hex Head Cap Screw 1/2-13 x 1 1/2 Gr. 5	2	56	952-004-067	Washer Flat 1/2 Inch	A/R
21	79203259	Grease Decal	A/R	57	79200956	Idler Assembly	2
22	400-27039	Q.D. Hub, Type "E" 2" Bore	4	58	952-003-010	Flat Washer 1/4 Inch SAE	2
23	953-001-010	Cotter Pin 1/4 x 1 1/2 EP Square Cut	1	59	952-003-006	Flat Washer 3/8 Inch SAE	A/R
24	79203414	Hydraulic Cylinder Control Segments	A/R	60	79201486	Bottom Cover	1
25	951-005-003	Lock Nut 3/8-16 Mac	A/R	61	953-001-002	Cotter Pin 1/8 x 1 Square Cut	6
26	79203218	Flange Bearing 2" Shaft	11	62	79202632	RH Cover Assembly	1
27	953-001-025	Cotter Pin 7/32 x 2	2	63	79201487	Shield Rod	1
28	79203392	Operator Manual Canister	1	64	79203677	Washer (3/4 Bore)	2
29	203-50003	Zerk 1/4-28 NPT Straight	9		79204136	Washer (1 1/4 Bore)	2
30	79204135	Caster Wheel Pivot Pin Weldment	2	65	79202633	LH Cover Assembly	1
31	951-005-089	Nut 1/4-20 2-Way	2	66	79201120	Shield Bumper	4
32	710-05333	Washer 16 Ga	5	67	79203347	20 Ft Cylinder Assembly RH Cup Hard Faced	1
33	710-05332	Washer 10 Ga.	3	68	79201398	LH Hose Shield	1
34	951-005-091	Castle Nut 1 1/4-12	2	69	79203348	20 Ft Cylinder Assembly LH Cup Hard Faced	1
35	950-001-233	Hex Head Cap Screw 1/4-20 x 5/8 Gr. 5	2	70	203-50000	Zerk 1/4-28 45°	1
36	850-001-285	Tape Yellow Reflector	7				

SECTION 4

HINIKER 5600 SERIES WINDROW SHREDDER

AUGER AND DRIVE ASSEMBLY

SEC
4



DWG. NO. 7006

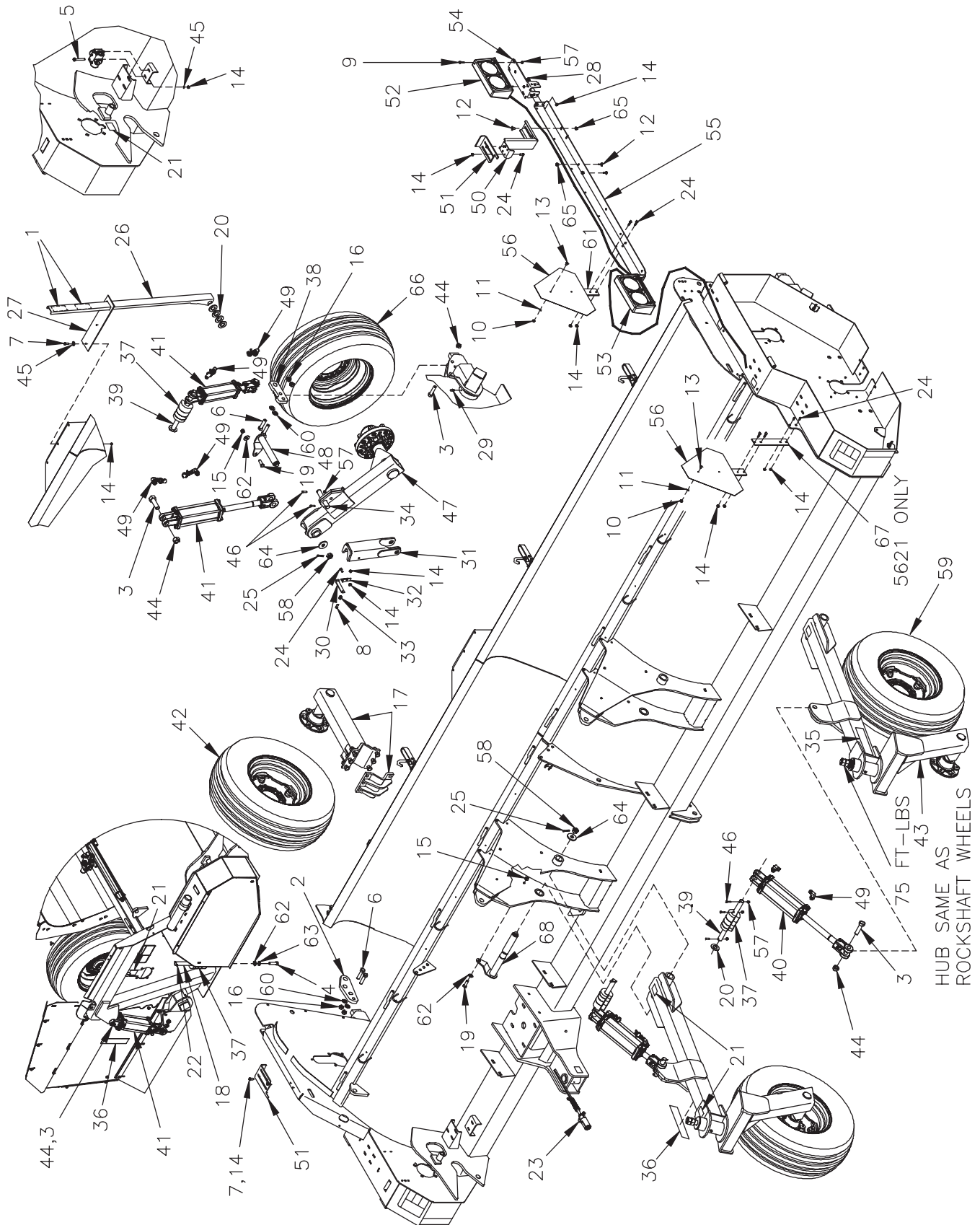
HINIKER 5600 SERIES WINDROW SHREDDER

REF. NO.	PART NUMBER	DESCRIPTION	QTY.	REF. NO.	PART NUMBER	DESCRIPTION	QTY.
1	71504127	Warning Decal	2	28	951-005-081	Lock Nut 7/16-14	4
2	951-001-005	Hex Nut 3/8-16	4	29	710-05333	Washer 16 Ga.	A/R
3	951-005-051	Lock Nut 3/8-16, 2-Way	A/R	30	952-002-008	Flat Washer 3/4 Inch	1
4	79203218	2" Flanged Bearing	1	31	951-005-036	Lock Nut 5/16-18 Mac	A/R
5	950-001-089	Hex Head Cap Screw 3/8-16 x 3/4 Gr. 5	A/R	32	504-05003	#60 Offset Link	A/R
6	79201788	Auger Door Latch	A/R	33	79203595	Auger Weldment	1
7	951-001-007	Hex Nut 1/2-13	A/R	34	710-05332	Washer 10 Ga.	A/R
8	400-35126	Swivel Auger Door Latch	4	35	79203847	Raised Chute Weldment	1
9	79201864	Handle Auger Door Latch (5620HH Only)	A/R	36	950-002-014	Whiz Lock Bolt 3/8-16 x 1 1/4	2
	79203786	Cover Lock (5621 Only)	A/R	37	031-21033	Square Head Set Screw 3/8-16 x 1 1/4	2
10	203-51254	45° Elbow 1/8 NPT To 1/8 NPT	1	38	952-003-006	Flat Washer, 3/8 Inch SAE	A/R
11	79203594	Cover	2	39	951-005-003	Mac Lock Nut, 3/8-16	A/R
12	79203785	Key	1	40	79201573	Hose Clamp	A/R
13	950-001-112	Hex Head Cap Screw 1/2-13 x 2 Gr. 5	4	41	950-002-009	Hex Head Flanged Whiz Lock Bolt 3/8-16 x 1	4
14	034-05168	Lock Nut, 3/8-16 Uni-Torque	1	42	950-001-050	Hex Head Cap Screw 3/8-16 x 2 1/2 Gr. 8	1
15	034-05170	Lock Nut, 1/2-13 Uni-Torque	4	43	79202241	Bracket Weldment	1
16	034-05172	Lock Nut, 5/8-11 Uni-Torque	1	44	030-16043	Carriage Bolt 5/16-18 x 1 1/4	1
17	79202625	Sprocket, 60B28	1	45	79202736	Grease Hose 15"	1
18	710-05321	Washer	2	46	79203926	LH Cover Weldment Inner	1
19	79201623	Auger Drive Sprocket	1	47	79203924	LH Cover Weldment Outer	1
20	031-21035	Set Screw, 3/8-16 x 1 3/4	2	48	000-24063	Lock Nut	1
21	035-60039	Woodruff Key, 3/8 x 1 1/4	1	49	702-05031	Retaining Ring, 1 1/2	2
22	79201621	Shear Flange	1	50	720-02399	Clamp 3/8 Cable	1
23	950-003-054	Carriage Bolt 3/8-16 x 3/4 Gr. 5 SHS	A/R	51	952-004-070	Hardened Flat Washer 5/8 Inch	2
24	950-003-029	Carriage Bolt 3/8-16 x 1	A/R	52	79202630	#60 Roller Chain	1
25	79203898	Auger Bearing Drive Side	1	53	79202766	Idler Sprocket Assembly #60	1
26	950-003-069	Carriage Bolt 5/8-11 x 2 Gr. 5	1	54	79203846	RH Raised Cover Weldment	1
27	950-001-094	Hex Head Cap Screw 7/16-14 x 1 1/2 Gr. 5	4	55	79203144	LH Cover Weldment	1

SEC 4

CASTER/END TRANSPORT WHEEL AND LIGHTS

4



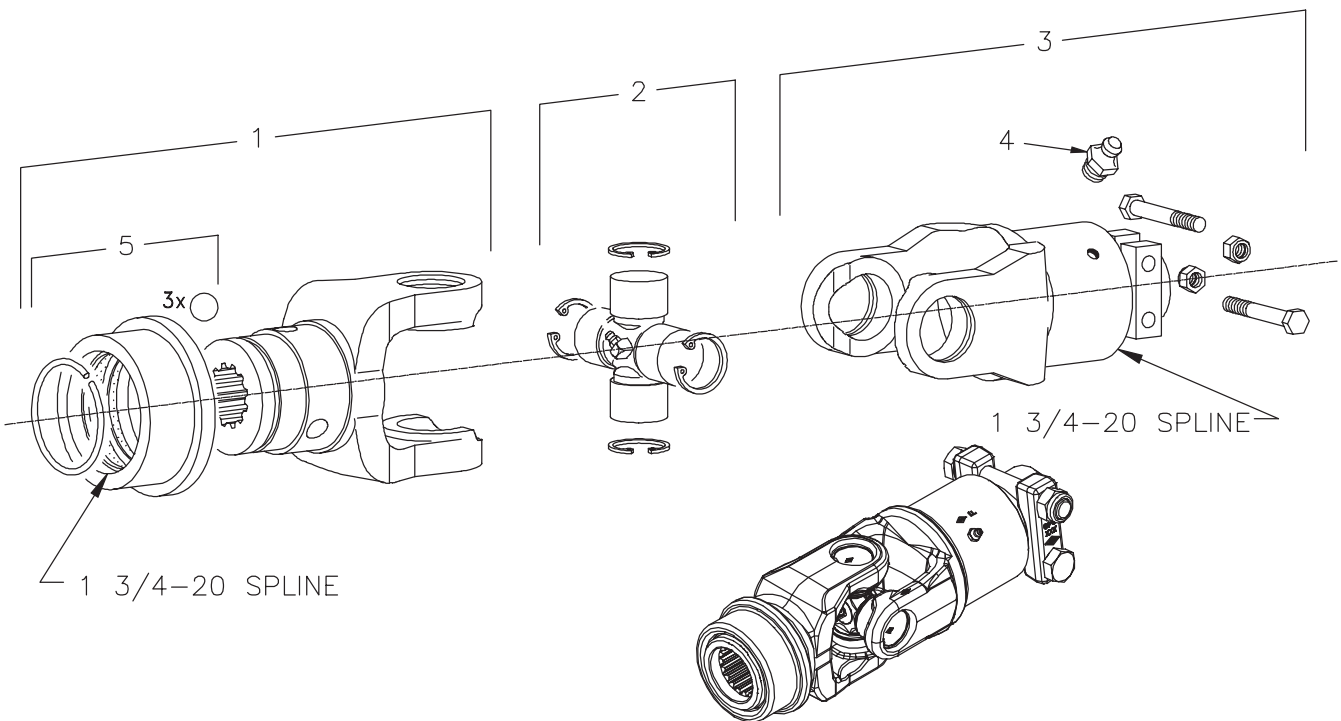
HINIKER 5600 SERIES WINDROW SHREDDER

REF. NO.	PART NUMBER	DESCRIPTION	QTY.	REF. NO.	PART NUMBER	DESCRIPTION	QTY.
1	79203774	Marker Reflector	2	37	79203414	Hydraulic Cylinder Control Segments	4
2	79203880	Cylinder Lug	1	38	79202658	Cylinder Lug	1
3	950-001-355	Hex Head Cap Screw 1-8 x 3 3/4 Gr. 8, 1 1/8 Thread	6	39	79203433	Cylinder Pin Extended	3
4	950-001-231	Hex Head Cap Screw 1/2-13 x 1 Gr. 5	1	40	79202351	Hydraulic Cylinder 2 1/2 x 8 Lion	2
5	950-001-097	Hex Head Cap Screw 5/16-18 x 2 1/2 Gr. 5	2	41	79202368	Hydraulic Cylinder 3 x 8 Monarch Lion	3
6	950-001-147	Hex Head Cap Screw 5/8-11 x 2 1/2 Gr. 5	4	42	85501537	Tire & Rim Assembly 9.5Lx15 8 Ply (6 Bolt Hub)	4
7	950-001-110	Hex Head Cap Screw 5/16-18 x 1 Gr. 5	2		79203742	Tire & Rim Assembly 9.5Lx15 18 Ply (8 Bolt Hub)	A/R
8	950-001-200	Hex Head Cap Screw 5/16-18 x 1 1/4 Gr. 5	1	43	79203688	Caster Wheel Assembly (6 Bolt Hub)	2
9	031-06006	Hex Head Cap Screw 1/4-20 x 1 Gr. 5	8		79203949	Caster Wheel Assembly (8 Bolt Hub)	2
10	951-001-002	Hex Nut #10-24 SS	2	44	034-05175	Lock Nut 1-8 Uni-Torque	6
11	033-22007	Washer Lock #10 Med Split	2	45	033-12007	Washer Flat 5/16 SAE	A/R
12	950-003-054	Carriage Bolt 3/8-16 x 3/4 SS	A/R	46	950-001-234	Hex Head Cap Screw 1/4-20 x 1 1/2 Gr. 5	11
13	031-10599	Machine Screw #10-24 x 1/2 Slotted Round Head	2	47	79203708	Rear Wheel Leg Assembly	1
14	951-005-036	Nut Lock 5/16-18 Mac	A/R	48	79204131	Rear Pivot Pin Weldment	1
15	034-05170	Lock Nut 1/2-13 Uni-Torque	A/R	49	956-005-001	Fitting Elbow 90° 9/16 Jic M x 3/4 ORB	A/R
16	034-05172	Lock Nut 5/8-1 Uni-Torque	5	50	79203741	Latch Mount	1
17	79203649	Wheel Leg Assembly W/Hub (6 Bolt Hub)	4	51	79203420	Latch Drive Shield	2
	79203946	Wheel Leg Assembly W/Hub (8 Bolt Hub)	4	52	36100001	Light, Implement RH Assembly	1
18	79203432	Cylinder Stop Pin	1	53	36100000	Light, Implement LH Assembly	1
19	950-001-125	Hex Head Cap Screw 1/2-13 x 1 1/2 Gr. 5	A/R	54	79203881	Light Bracket	2
20	952-003-005	Washer Flat 1 Inch SAE	A/R	55	79203128	Light Bar (5620HH Only)	1
21	79203259	Decal Grease	A/R	56	850-001-354	SMV Sign	1
22	953-001-010	Pin Cotter 1/4 x 1 1/2 EP Square Cut	1	57	951-005-089	Nut 1/4-20 2-Way Gr. A	A/R
23	38809037	Harness Lighting	1	58	951-005-091	Hex Nut Slotted 1 1/4-12 GB	3
24	950-001-113	Hex Head Cap Screw 5/16-18 x 3/4 Gr. 5	A/R	59	79203351	Tire & Rim Assembly 9.5Lx15 12 Ply (6 Bolt Hub)	2
25	953-001-025	Cotter Pin 7/32 x 2	3		79203742	Tire & Rim Assembly 11Lx15 18 Ply (8 Bolt Hub)	A/R
26	79203761	Rear Indicator	1	60	952-003-003	Washer 5/8 Inch SAE	A/R
27	79203760	Rear Indicator Guide	1	61	79203751	SMV Bracket	1
28	030-16041	Carriage Bolt 5/16-18 x 3/4 Gr. 5	A/R	62	952-004-067	Flat Washer 1/2 Inch	2
29	203-50003	Zerk 1/4-28 NPT Straight	A/R	63	952-001-004	Lock Washer 1/2 Inch	1
30	79203436	Latch	1	64	79203677	Washer (3/4 Bore)	3
31	79203419	Cylinder Stop Weldment	1		79204136	Washer (1 1/4 Bore)	3
32	79203765	Lock Mount	1	65	951-005-003	Lock Nut 3/8-16 Mac	A/R
33	79203444	Compression Spring	1	66	79203742	Tire & Rim Assembly	1
34	80504809	Cylinder Pin	3	67	79202905	Strap	A/R
35	850-001-305	Tape Red Reflector	A/R	68	79204135	Caster Wheel Pivot Pin Weldment	2
36	850-001-285	Tape Yellow Reflector	A/R				

SECTION 4

PTO KNUCKLE

SEC
4

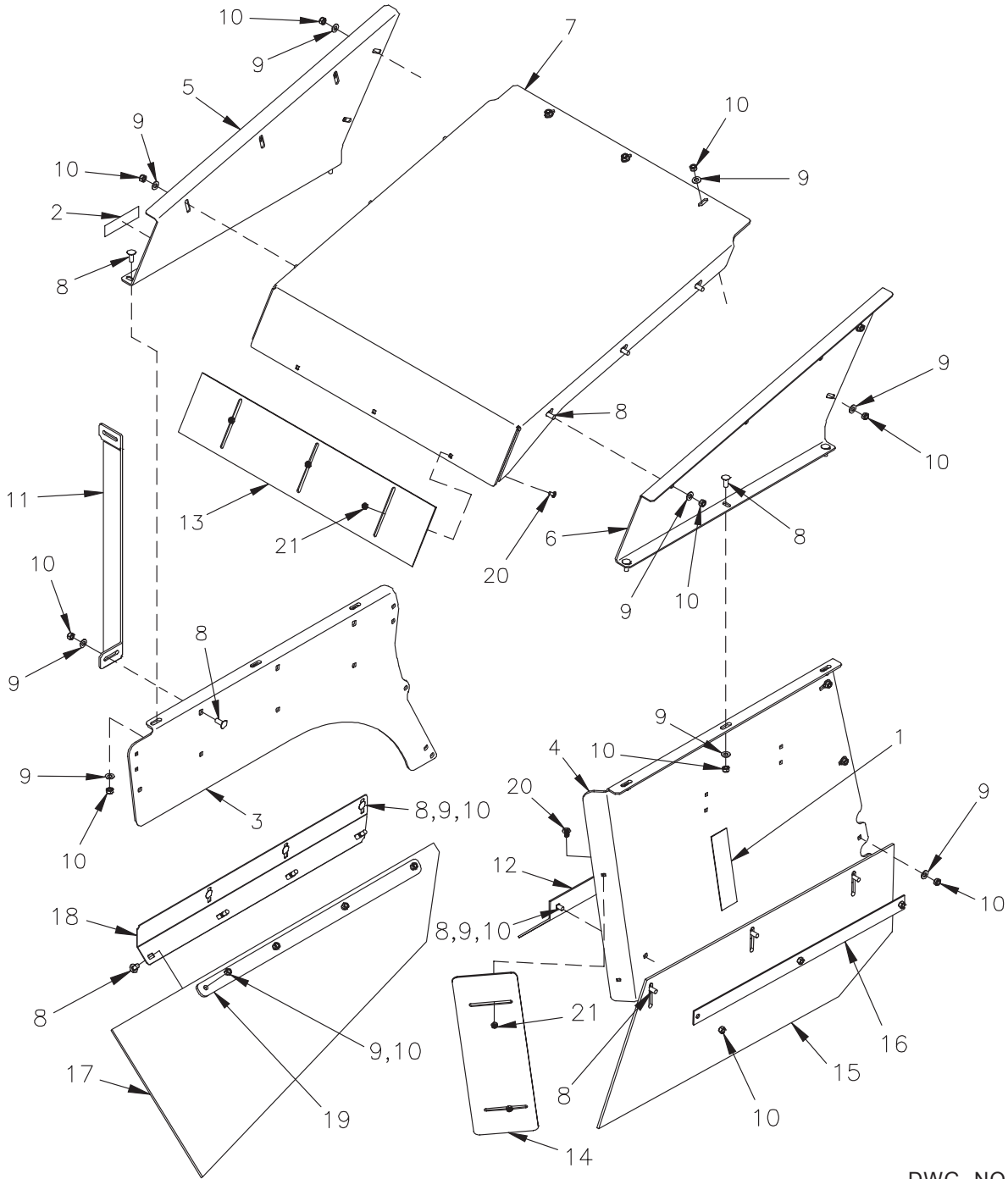


79203640 PTO Knuckle Assembly

DWG. NO. 7003

REF. NO.	PART NUMBER	DESCRIPTION	QTY.	REF. NO.	PART NUMBER	DESCRIPTION	QTY.
1	520-03170	Yoke 1 3/4-20 Spline	1	4	520-03121	Grease Zerk	1
2	79203639	Cross Kit	1	5	520-03142	Collar Kit	1
3	79203755	Overrunning Clutch	1				

CHUTE ASSEMBLY



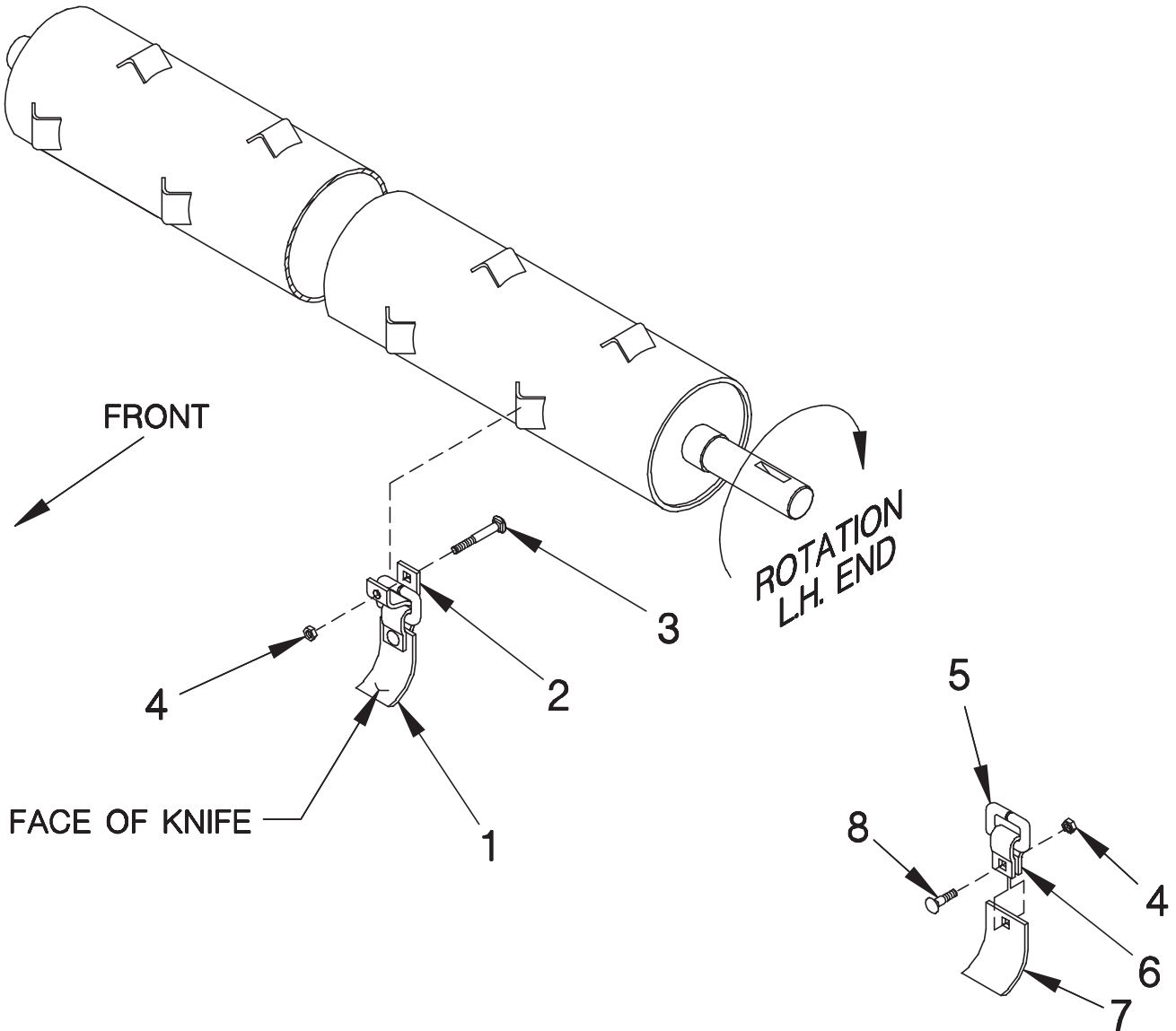
DWG. NO. 7134

REF. NO.	PART NUMBER	DESCRIPTION	QTY.	REF. NO.	PART NUMBER	DESCRIPTION	QTY.
1	850-001-285	Tape Yellow Reflector	1	12	79201490	Rh Lower Deflector	1
2	850-001-305	Tape Red Reflector	1	13	79202271	Top Adjustable Deflector	1
3	79203858	LH Deflector	1	14	79202270	RH Rear Deflector	1
4	79203859	RH Deflector	1	15	79203738	RH Poly Deflector	1
5	79203860	Chute Extension, LH	1	16	79203753	Backup Flat Bar	1
6	79203861	Chute Extension, RH	1	17	79203676	LH Poly Chute Deflector	1
7	79203857	Top Cover	1	18	79203737	Chute Deflector	1
8	950-003-029	Carriage Bolt 3/8-16 x 1 Gr. 5	A/R	19	79203862	Backup Flat Bar	1
9	952-003-006	Flat Washer 3/8 SAE	A/R	20	030-16041	Hex Head Cap Screw 5/16-18 x 3/4 Gr. 5	5
10	951-005-003	Lock Nut 3/8-16 Mac	A/R	21	951-005-036	Lock Nut 5/16-18	5
11	79203754	Chute Brace	1				

SEC 4

CUP KNIFE ASSEMBLY

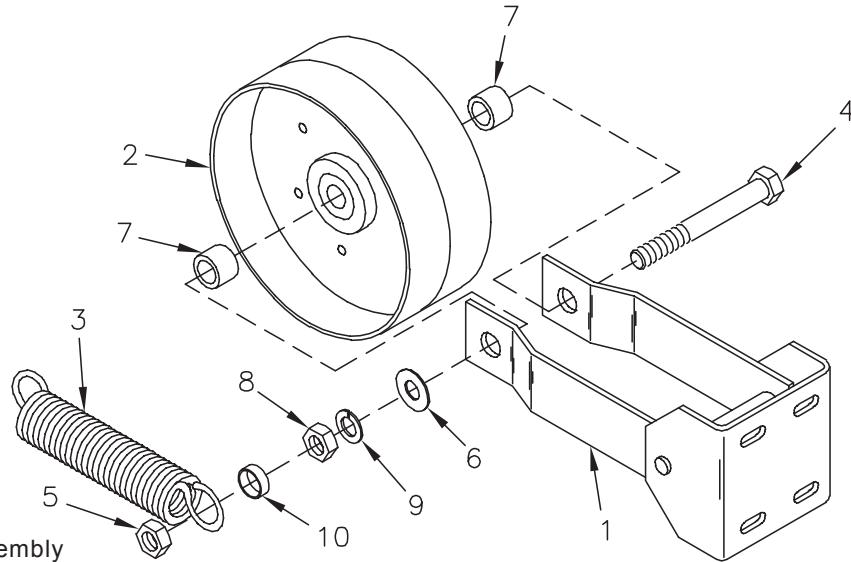
SEC
4



DWG. NO. 6272

REF. NO.	PART NUMBER	DESCRIPTION	QTY.	REF. NO.	PART NUMBER	DESCRIPTION	QTY.
1	79203812	3" Cup Knife Assembly (Includes Item 4-8)	96	5	79203809	Square Ring	96
	79203811	3" Cup Assembly Hard Surface (Includes Item 4-8)	96	6	000-65227	Knife Hanger	96
2	000-65141	Knife Pivot	96	7	79201431	3" Cup Knife	96
3	030-16139	Carriage Bolt 1/2-13 x 3 1/4	96		79203349	3" Cup Knife Hard Surface	96
4	034-05170	Lock Nut 1/2-13 Uni-Torque	192	8	030-16132	Carriage Bolt 1/2-13 x 1 1/2 Gr. 5	96

IDLER ASSEMBLY



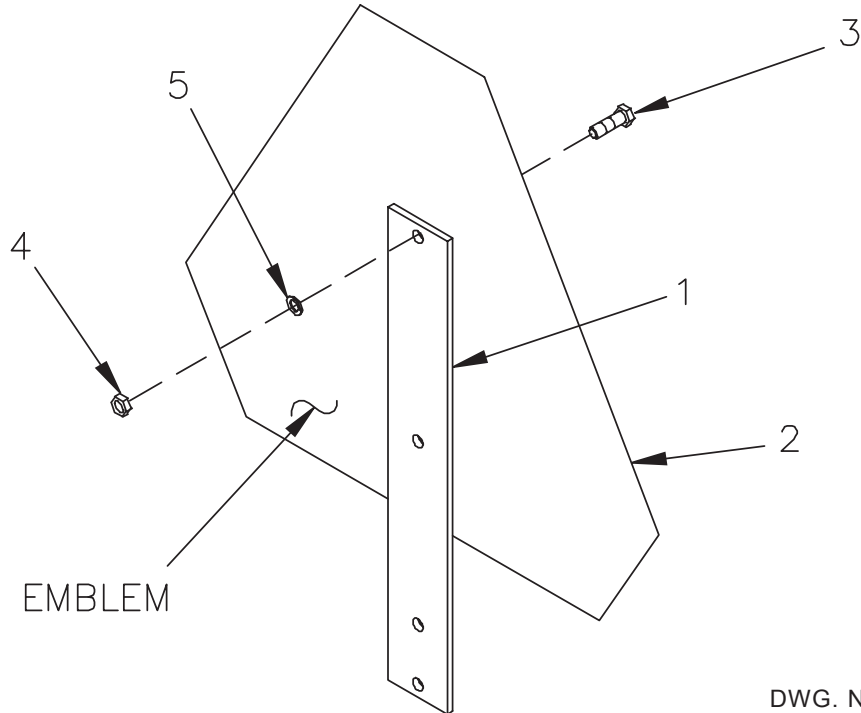
79200956 Idler Assembly

DWG. NO. 2514

REF. NO.	PART NUMBER	DESCRIPTION	QTY.	REF. NO.	PART NUMBER	DESCRIPTION	QTY.
1	79200955	Idler Weldment	1	7	400-10466	Spacer	2
2	51599031	8" Idler Pulley	1	8	951-001-009	Hex Nut 3/4-10	1
3	725-03047	Extension Spring	1	9	952-001-006	Lock Washer 3/4 Inch	1
4	031-06365	Hex Head Cap Screw 3/4 -10 x 5 Gr. 5	1	10	79202310	Spacer 5/16 x 3/4 Conduit	1
5	951-005-037	Lock Nut 3/4-10 2-Way	1		79200956	Complete Idler Assembly	
6	033-12013	Flat Washer 3/4 Inch	1				

SEC 4

SMV SIGN ASSEMBLY



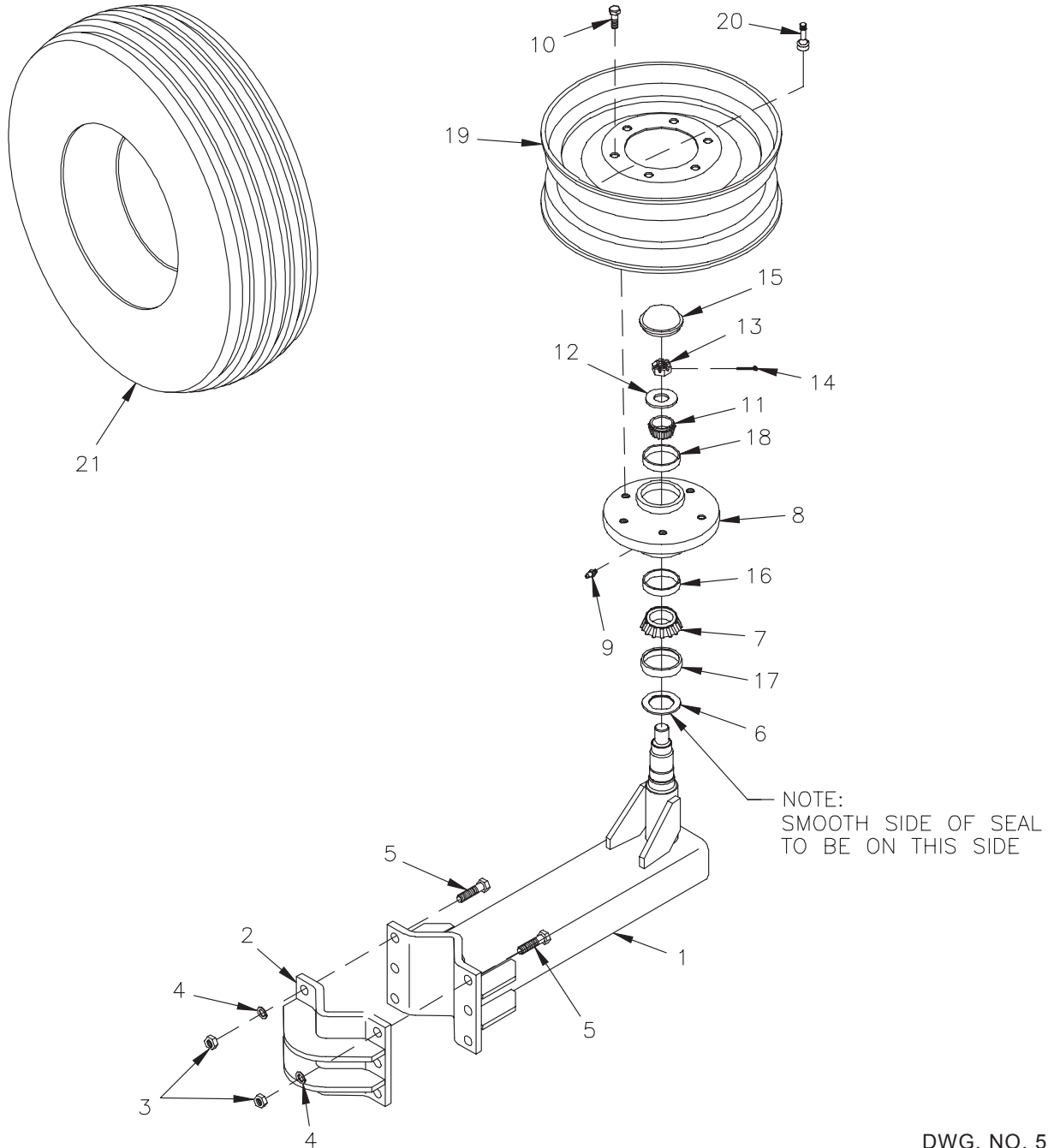
BACK OF SMV EMBLEM

DWG. NO. 7001

REF. NO.	PART NUMBER	DESCRIPTION	QTY.	REF. NO.	PART NUMBER	DESCRIPTION	QTY.
1	79203751	Mount	1	4	951-001-002	Hex Nut #10 - 24	2
2	850-001-354	SMV Emblem	1	5	033-22007	Lock Washer #10	2
3	031-10599	Machine Screw #10-24 x 1/2 Slotted Round Head	2				

HINIKER 5600 SERIES WINDROW SHREDDER

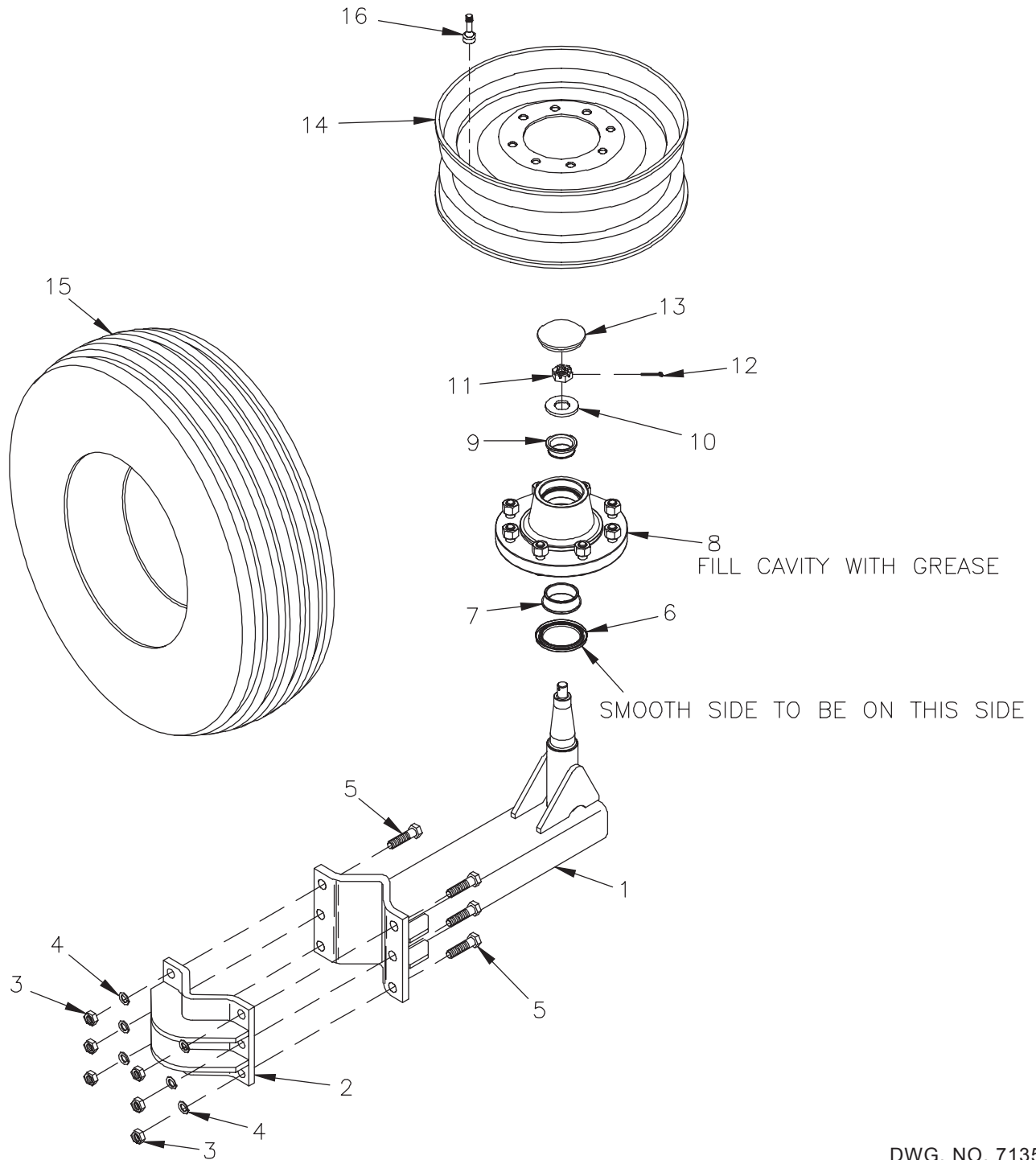
FIELD WHEEL & LEG ASSEMBLY (6 BOLT HUB)



DWG. NO. 5607

REF. NO.	PART NUMBER	DESCRIPTION	QTY.	REF. NO.	PART NUMBER	DESCRIPTION	QTY.
1	79203210	Wheel Leg Weldment	1	14	953-001-017	Square Cut Cotter Pin 5/32 x 1 1/2	1
2	79203647	Clamp Plate Weldment	1	15	850-001-155	Dust Cap	1
3	951-001-008	Hex Nut 5/8-11	6	16	850-001-159	Rear Cup JL 69310	1
4	952-001-005	Lock Washer 5/8 Inch	6	17	850-001-555	Wear Sleeve	1
5	950-001-185	Hex Head Cap Screw 5/8-11 x 2 1/4 Gr. 5	6	18	850-001-158	Front Cup LM 67010	1
6	850-001-164	Triple Lip Seal	1	19	79203368	8" x 15 Rim 6-Bolt (Not Part Of Assembly)	1
7	850-001-154	Cone JL69349	1	20	80504793	Tire Valve (Not Part Of Assembly)	1
8	850-003-053	Hub W/Wear Sleeve (Includes 16, 17,18)	1	21	850-002-669	9.5L x 15 Tire 8 Ply	1
9	955-001-001	Zerk 1/8-27 NPT Straight	1		79203352	9.5L x 15 Tire 12 Ply	1
10	950-011-006	Wheel Bolt 1/2-20 x 1	6		79203649	Wheel Leg Assembly (Includes Items 1-18)	1
11	850-001-153	Cone LM67048	1		85501537	Tire & Rim Assembly 9.5L-15 8 Ply (Includes Items 19-21)	1
12	802-000-007	Flat Washer 7/8 Inch	1		79203351	Tire & Rim Assembly 9.5L-15 12 Ply (Includes Items 1-18)	1
13	951-005-002	Slotted Nut 7/8-14	1				

FIELD WHEEL & LEG ASSEMBLY (8 BOLT HUB)

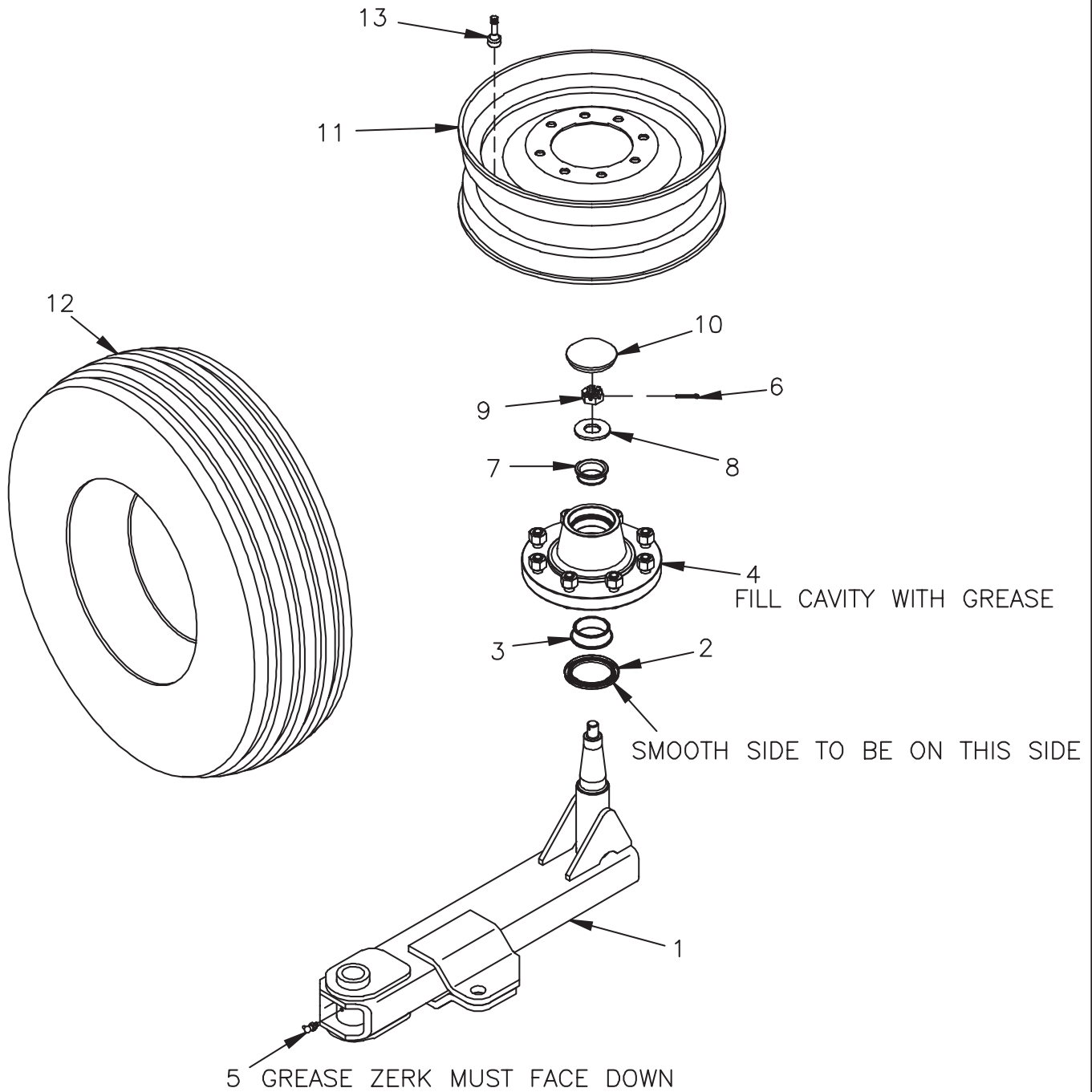


DWG. NO. 7135

REF. NO.	PART NUMBER	DESCRIPTION	QTY.	REF. NO.	PART NUMBER	DESCRIPTION	QTY.
1	79203945	Wheel Leg Weldment	1	10	79203972	Washer 3/4	1
2	79203647	Clamp Weldment	1	11	951-005-047	Slotted Nut 3/4-16	1
3	951-001-008	Nut Hex 5/8-11	6	12	035-42033	Cotter Pin 5/32 x 1 1/4 Square Cut	1
4	952-001-005	Lock Washer 5/8 Inch	6	13	79203944	Dust Cap	1
5	950-001-185	Hex Head Cap Screw 5/8-11 x 2 1/4 Gr. 5	6	14	79203638	Rim 15x8 (8 Bolt)	1
6	79203941	Grease Seal	1	15	79203637	Tire 11Lx15 18 Ply	1
7	79203942	Cone	1	16	80504793	Tire Valve	1
8	79203943	Hub Sub Assembly	1		79203742	Tire & Rim Assembly 11Lx15 18 Ply (Includes Items 14-16)	1
9	850-001-153	Cone	1		79203946	Wheel Leg Assembly (Includes Items 1-13)	1

REAR END TRANSPORT LEG ASSEMBLY

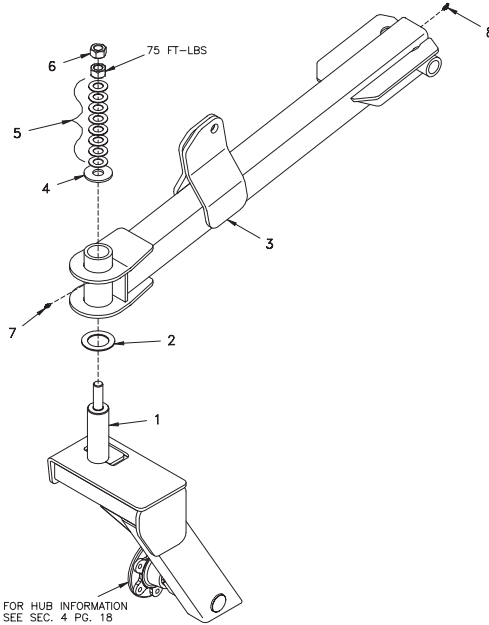
SEC 4



DWG. NO. 7000

REF. NO.	PART NUMBER	DESCRIPTION	QTY.	REF. NO.	PART NUMBER	DESCRIPTION	QTY.
1	79203712	Wheel Leg Weld Rear	1	9	951-005-088	Slotted Nut 1-14	1
2	79203711	Grease Seal	1	10	80305251	Hub Cap	1
3	79203710	Bearing Cone	1	11	79203638	Rim 15x8 (8 Bolt)	1
4	79203709	Hub Assembly	1	12	79203637	Tire 11Lx15 (18 Ply)	1
5	203-50008	Grease Zerk 90 Degree 1/4-28	1	13	80504793	Tire Valve Steel	1
6	035-42065	Cotter Pin 1/4 x 1 3/4 Square Cut	1		79203708	Rear Wheel Leg Assembly (Includes Items 1-10)	
7	80305250	Outer Cone	1		79203742	11Lx15 18 Ply Tire & Rim Assembly (Includes Items 11-13)	
8	952-004-073	Washer 1 1/16 x 2 1/8 OD	1				

FRONT CASTER WHEEL ASSEMBLY (6 BOLT)



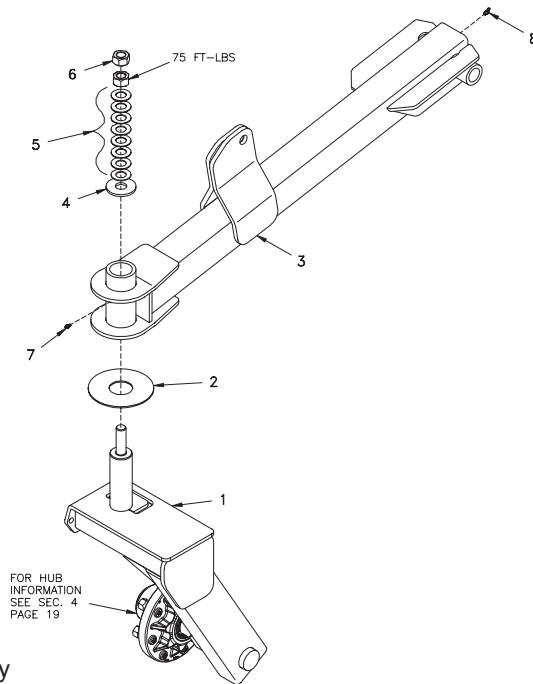
79203688 Caster Wheel Assembly

DWG. NO. 7008

REF. NO.	PART NUMBER	DESCRIPTION	QTY.	REF. NO.	PART NUMBER	DESCRIPTION	QTY.
1	79203689	Caster Wheel Bottom Assembly	1	5	80305812	Belleville Washer	8
2	79203690	Bearing Race	1	6	951-001-023	Hex Nut 1-12 UNF-2B	2
3	79203691	Caster Weldment, Top	1	7	955-001-002	Grease Fitting 1/4-28	1
4	80305813	Large Washer	1	8	955-001-004	Grease Fitting 1/8-27 NTP 45 Degree	1

SEC 4

FRONT CASTER WHEEL ASSEMBLY (8 BOLT)

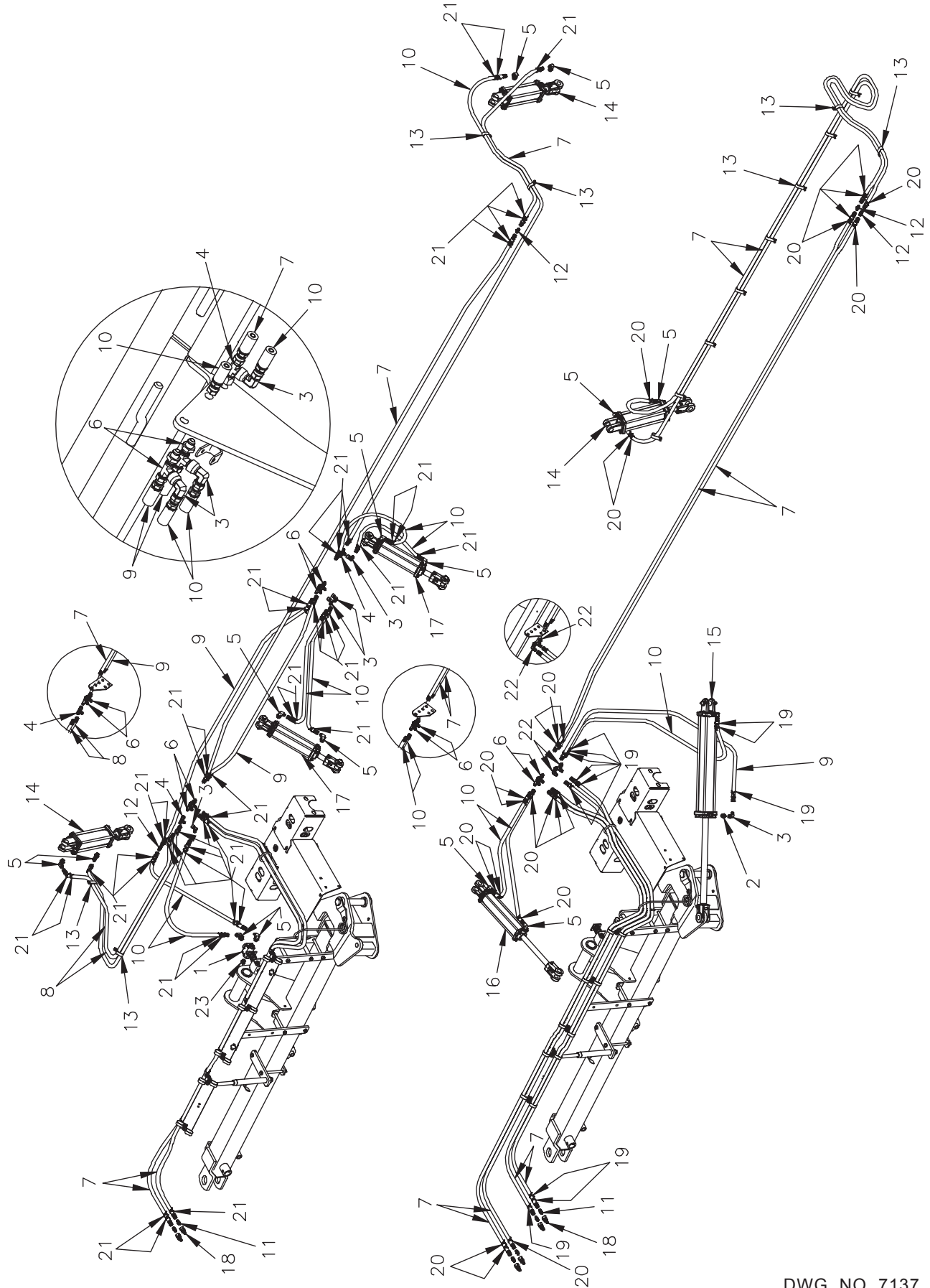


79203949 Caster Wheel Assembly

DWG. NO. 7136

REF. NO.	PART NUMBER	DESCRIPTION	QTY.	REF. NO.	PART NUMBER	DESCRIPTION	QTY.
1	79203948	Front Wheel Assembly	1	5	80305812	Belleville Washer	8
2	79203690	Bearing Race	1	6	951-001-023	Hex Nut 1-12 UNF-2B	2
3	79203691	Caster Weldment, Top	1	7	955-001-002	Grease Fitting 1/4-28	1
4	80305813	Large Washer	1	8	955-001-004	Grease Fitting 1/8-27 NTP 45 Degree	1

HYDRAULIC LAYOUT



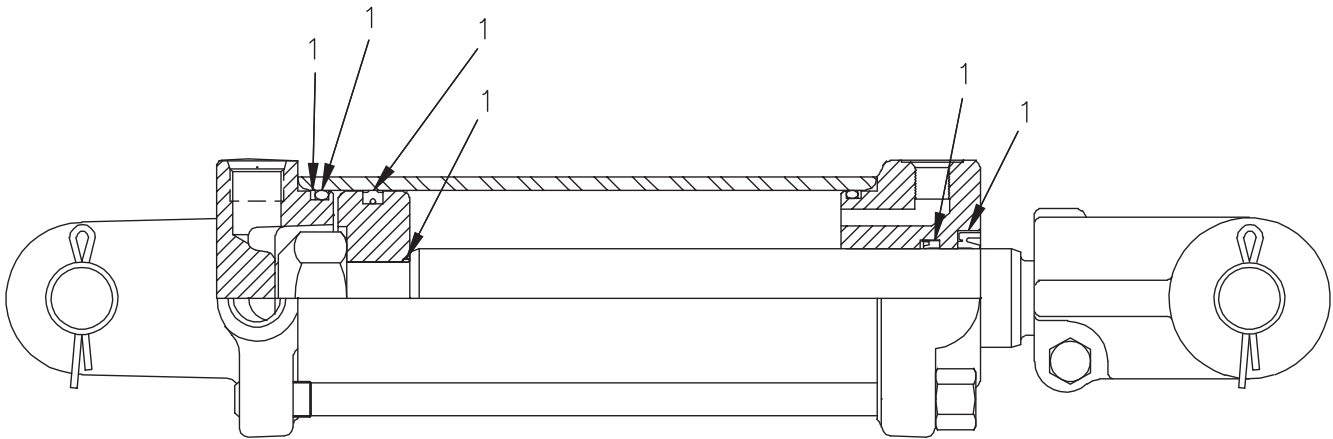
HINIKER 5600 SERIES WINDROW SHREDDER

REF. NO.	PART NUMBER	DESCRIPTION	QTY.	REF. NO.	PART NUMBER	DESCRIPTION	QTY.
1	79203752	Remote Stroke Control Valve	1	13	79201573	Hose Clamp	29
2	956-008-024	Restrictor Fitting	2	14	79202368	Hydraulic Cylinder 3 x 8	3
3	956-005-002	Fitting Elbow 90°	6	15	79203744	Hydraulic Cylinder 3 x 20 DA	1
4	956-007-010	Fitting Tee	2	16	79203743	Hydraulic Cylinder 2 1/2 x 10 DA	1
5	956-005-001	Fitting Elbow 90° 9/16 JIC M x 3/4 ORB	14	17	79202351	Hydraulic Cylinder 2 1/2 x 8	2
6	956-007-023	Fitting Tee Bulkhead 9/16 JIC	6	18	956-008-036	Connector ISO Male Hydraulic 3/4 ORB	6
7	957-001-109	Hose Assembly 3/8 x 192"	12	19	921-001-487	Plastic Cable Tie 7 1/2 Red	12
8	957-001-021	Hose Assembly 3/8 x 102"	2	20	921-001-488	Plastic Cable Tie 7 1/2 Yellow	24
9	957-001-110	Hose Assembly 3/8 x 72"	3	21	921-001-489	Plastic Cable Tie 7 1/2 Blue	48
10	957-001-014	Hose Assembly 3/8 x 60"	10	22	956-006-002	Fitting Bulkhead 90° Elbow JIC	2
11	956-003-001	9/16 JIC x 3/4 ORB Adapter	6	23	203-35510	Port Plug 3/4-16 ORB	1
12	956-003-027	9/16 JIC Coupling	4				

**SEC
4**

HINIKER 5600 SERIES WINDROW SHREDDER

3 X 20 CYLINDER



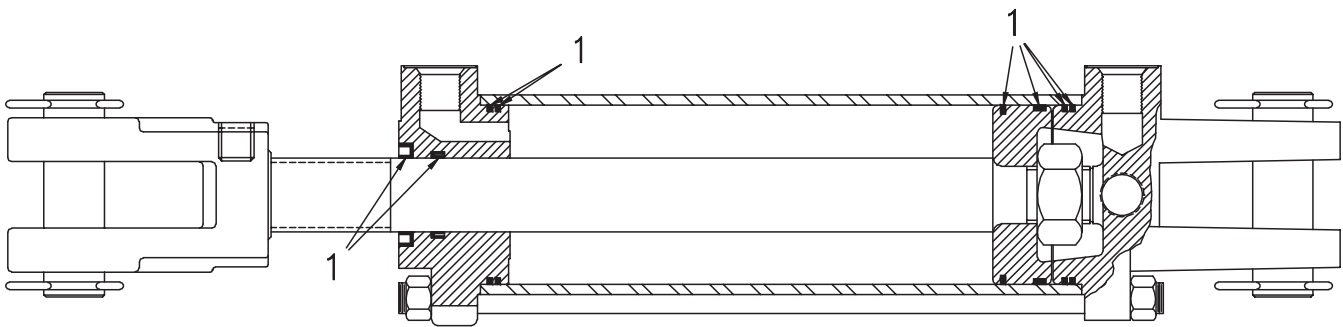
**SEC
4**

79203744 3 x 20 Cylinder

DWG. NO. 6999

REF. NO.	PART NUMBER	DESCRIPTION	QTY.	REF. NO.	PART NUMBER	DESCRIPTION	QTY.
1	628176	Seal Kit	1	79203744	3 x 20 Cylinder Assembly		

3 X 8 CYLINDER

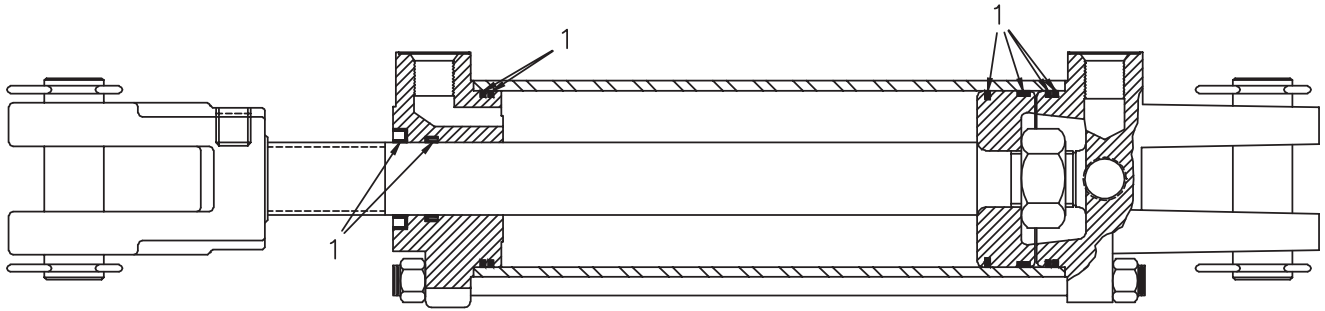


79202368 3 x 8 Cylinder

DWG. NO. 5949

REF. NO.	PART NUMBER	DESCRIPTION	QTY.	REF. NO.	PART NUMBER	DESCRIPTION	QTY.
1	79202380	Seal Kit	1	79202368	3 x 8 Cylinder Assembly		

2 1/2 X 8 CYLINDER



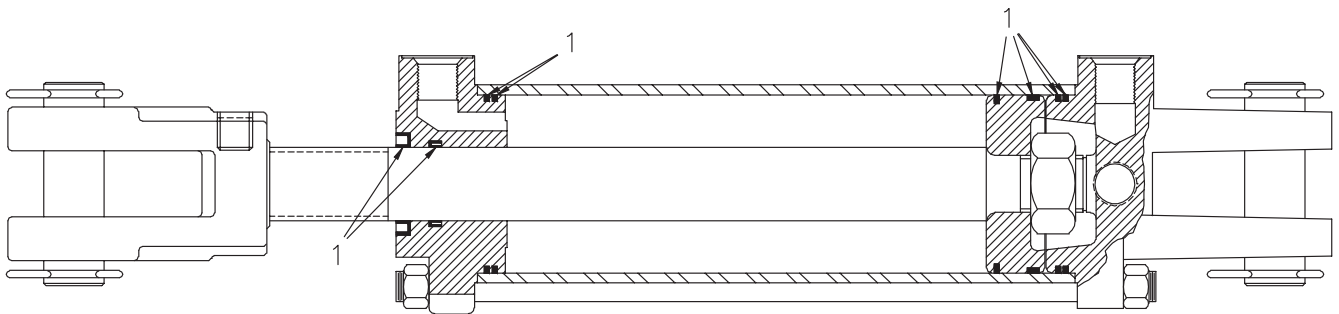
SEC 4

79202351 2 1/2 x 8 Cylinder

DWG. NO. 6567

REF. NO.	PART NUMBER	DESCRIPTION	QTY.	REF. NO.	PART NUMBER	DESCRIPTION	QTY.
1	79202366	Seal Kit	1	79202351	2 1/2 x 8 Cylinder Assembly		

2 1/2 X 10 CYLINDER



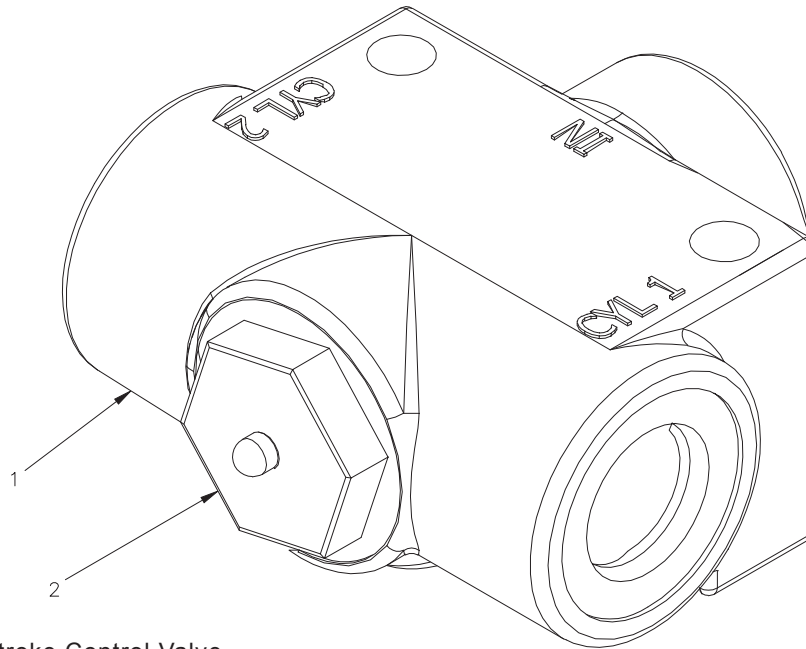
79203743 2 1/2 x 10 Cylinder

DWG. NO. 6998

REF. NO.	PART NUMBER	DESCRIPTION	QTY.	REF. NO.	PART NUMBER	DESCRIPTION	QTY.
1	79202366	Seal Kit	1	79203743	2 1/2 x 10 Cylinder Assembly		

HINIKER 5600 SERIES WINDROW SHREDDER

REMOTE STROKE CONTROL VALVE



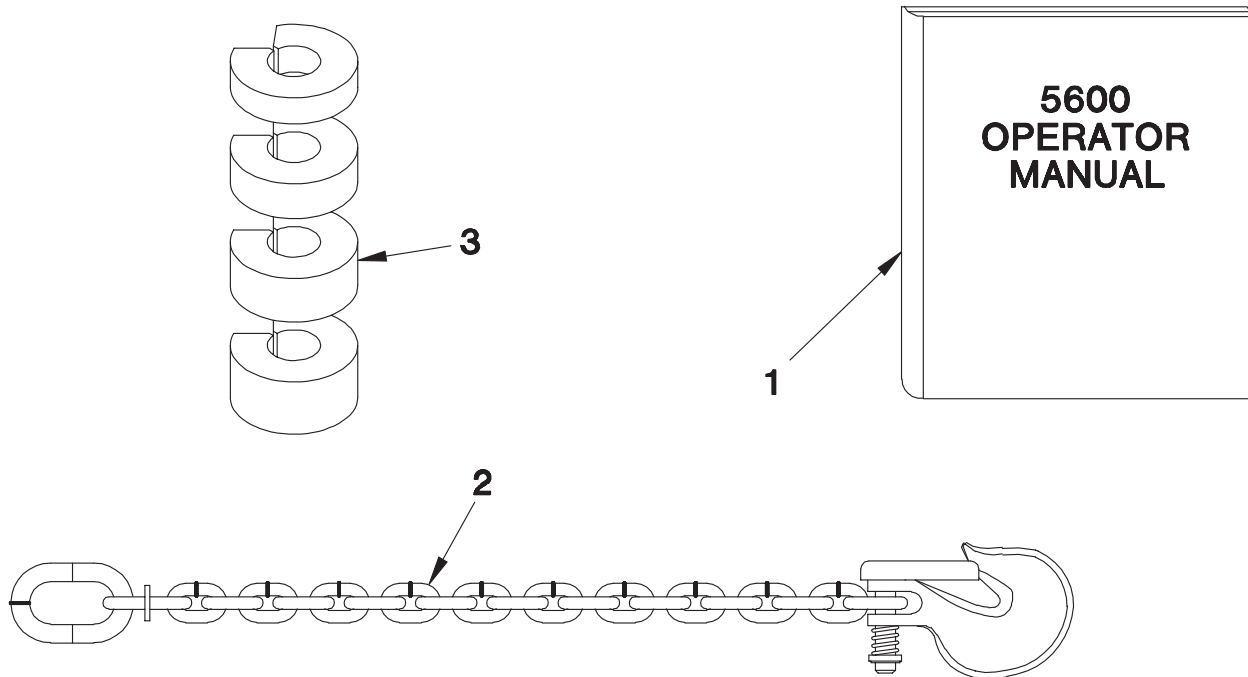
79203752 Remote Stroke Control Valve

DWG. NO. 7013

**SEC
4**

REF. NO.	PART NUMBER	DESCRIPTION	QTY.	REF. NO.	PART NUMBER	DESCRIPTION	QTY.
1	79203778	Valve Body	1	79203779	Seal Kit (For Item 2)		1
2	79203777	Stroke Control Cartridge	1				

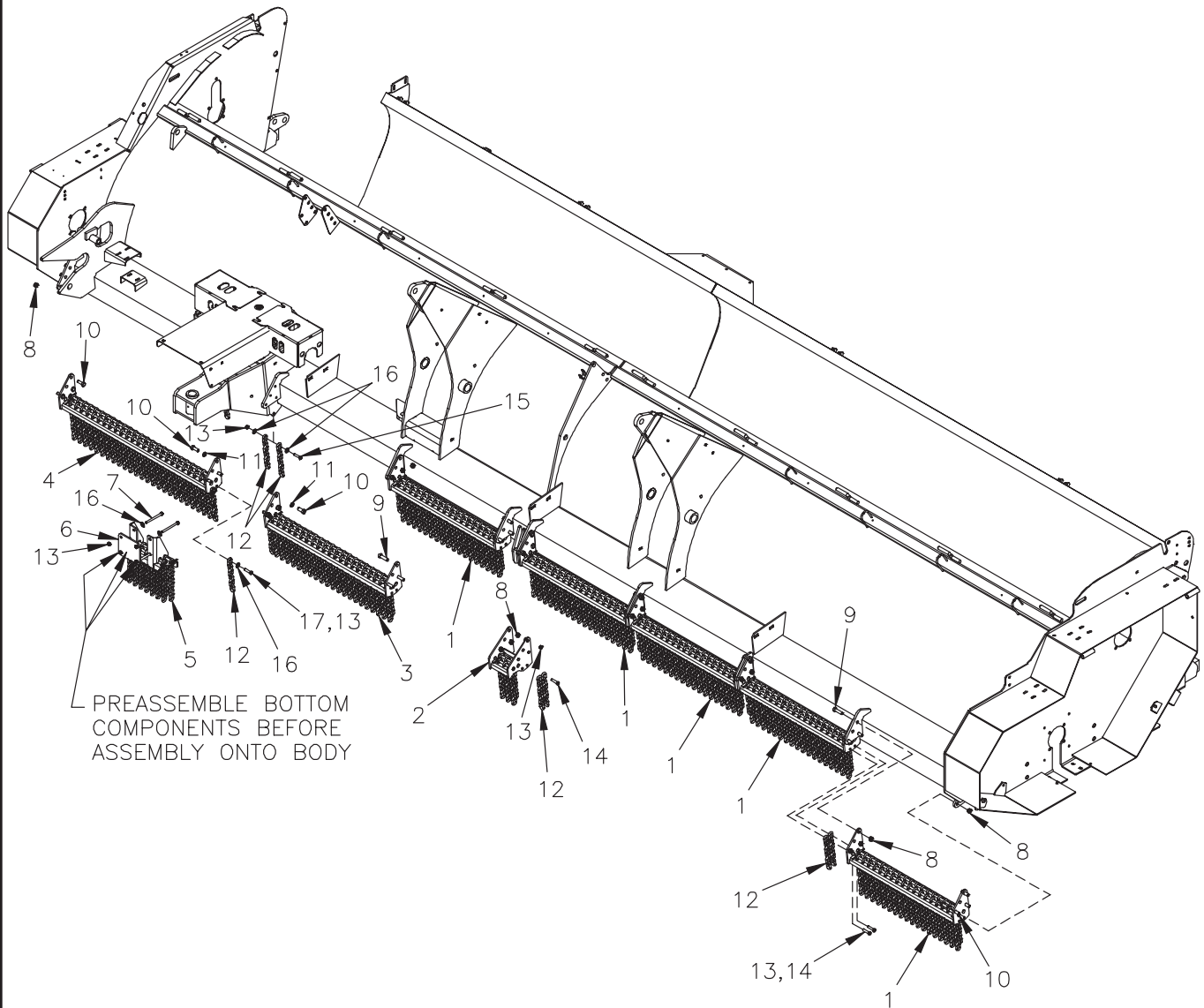
OPERATOR MANUAL AND ACCESSORIES



DWG. NO. 2520

REF. NO.	PART NUMBER	DESCRIPTION	QTY.	REF. NO.	PART NUMBER	DESCRIPTION	QTY.
1	79203635	5620HH/5621 Operator Manual	1	3	79203414	Hydraulic Cylinder Stop Set	1
2	85501539	Safety Chain 10,000 Lbs.	1				

CHAIN GUARDS



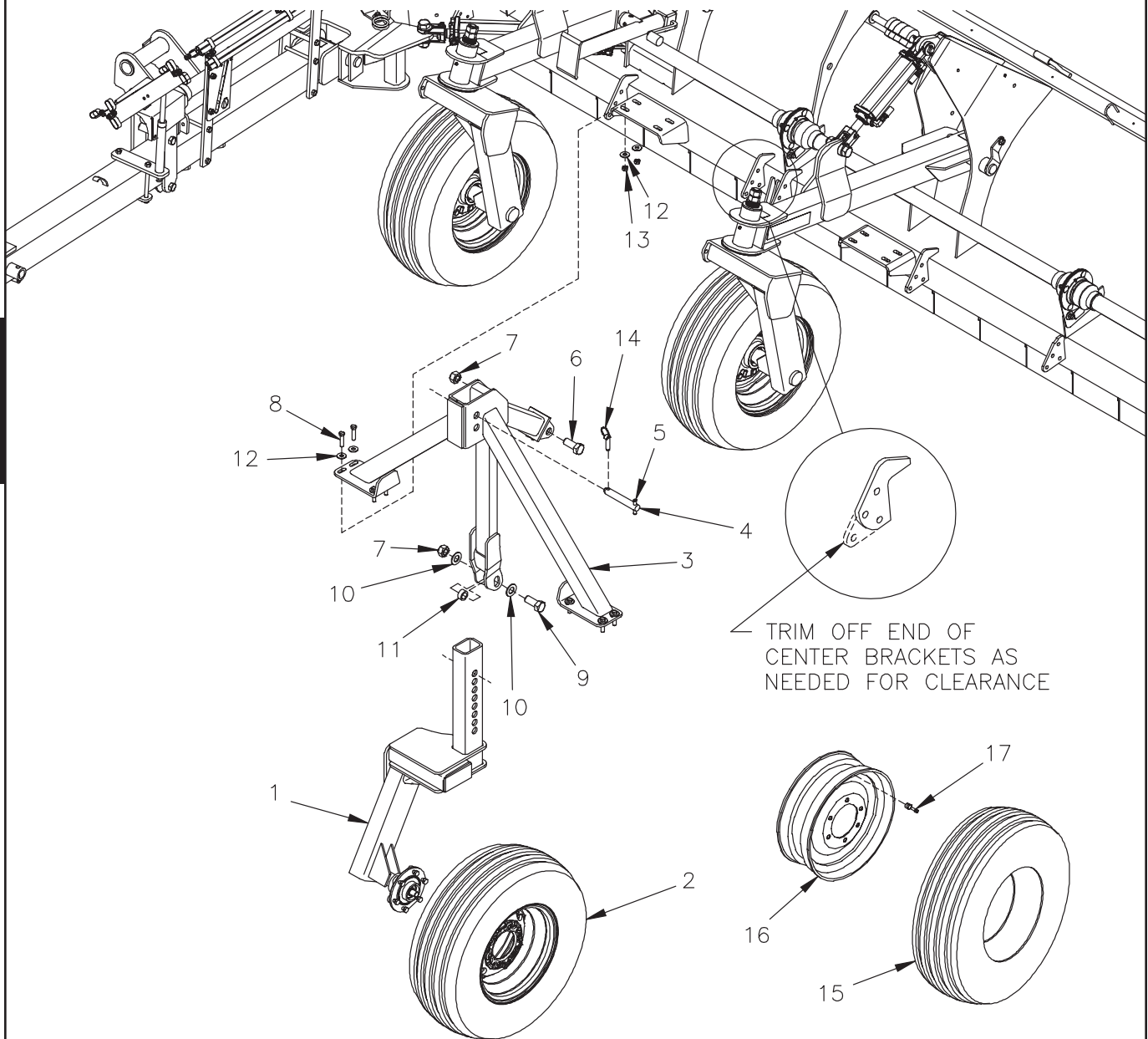
DWG. NO. 7138

REF. NO.	PART NUMBER	DESCRIPTION	QTY.	REF. NO.	PART NUMBER	DESCRIPTION	QTY.
1	79203872	Chain Guard Assembly	5	10	950-001-111	Hex Head Cap Screw 1/2-13 x 1 1/4 Gr. 5	12
2	79203875	Center Chain Guard Assembly	1	11	952-001-004	Lock Washer 1/2	6
3	79203877	Chain Assembly LH Hitch	1	12	79203874	Chain Assembly 5/16 30P 6 Links	18
4	79203878	Chain Assembly RH Hitch	1	13	951-005-003	Lock Nut 3/8-16 Mac	20
5	79203876	Chain Guard Assembly Hitch	1	14	950-001-108	Hex Head Cap Screw 3/8-16 x 1 1/2 Gr. 5	14
6	79203873	Backup Plate	1	15	950-001-092	Hex Head Cap Screw 3/8-16 x 1 3/4 Gr. 5	2
7	950-001-084	Hex Head Cap Screw 3/8-16 x 4 Gr. 5	4	16	952-003-006	Flat Washer 3/8 SAE	10
8	10304	Lock Nut 1/2-13 2-Way	24	17	950-001-106	Hex Head Cap Screw 3/8-16 x 1 1/4 Gr. 5	2
9	950-001-120	Hex Head Cap Screw 1/2-13 x 1 3/4 Gr. 5	18				

HINIKER 5600 SERIES WINDROW SHREDDER

PIVOT TRACK ASSEMBLY

SEC 4



DWG. NO. 7139

REF. NO.	PART NUMBER	DESCRIPTION	QTY.	REF. NO.	PART NUMBER	DESCRIPTION	QTY.
1	79203986	Wheel Leg Assembly W/Hub	1	10	952-003-005	Flat Washer 1 Inch SAE	2
2	79203351	Tire & Rim Assembly 9.5Lx15 12 Ply (Includes Items 15-17)	1	11	79204006	Spacer Bushing	1
3	79203987	Fork Mount Weldment	1	12	952-003-004	Flat Washer 1/2 SAE	16
4	79204008	Cross Pin	1	13	034-05170	Lock Nut 1/2 Unc Gr. B Stover	8
5	953-003-002	Slotted Spring Pin 1/2 x 2 1/2	1	14	25010319	Klik Pin	1
6	950-001-144	Hex Head Cap Screw 1-8 x 2 1/2 Gr. 5	1	15	79203352	Tire 9.5L x15 12 Ply	1
7	034-05175	Lock Nut 1-8 Gr. B Stover	2	16	79203368	Rim	1
8	950-001-120	Hex Head Cap Screw 1/2-13 x 1 3/4 Gr. 5	8	17	80504793	Valve Stem Steel	1
9	062044	Hex Head Cap Screw 1-8 x 4 Gr. 8	1				

SECTION 5

MODEL 5630/5630H/ 5630HL/5631

PTO COMPONENTS

PAGE 2	1 3/4-20 SEMI MOUNT HITCH PTO (YELLOW SHIELD)
PAGE 3	1 3/4-20 SEMI MOUNT HITCH PTO (BLACK SHIELD)
PAGE 4	1 3/4-20 1000 RPM CV PTO
PAGE 5	OVERRUNNING CLUTCH, 1000 RPM

GEARBOX

PAGE 6	GEARBOX ASSEMBLY, 1000 RPM
--------	----------------------------

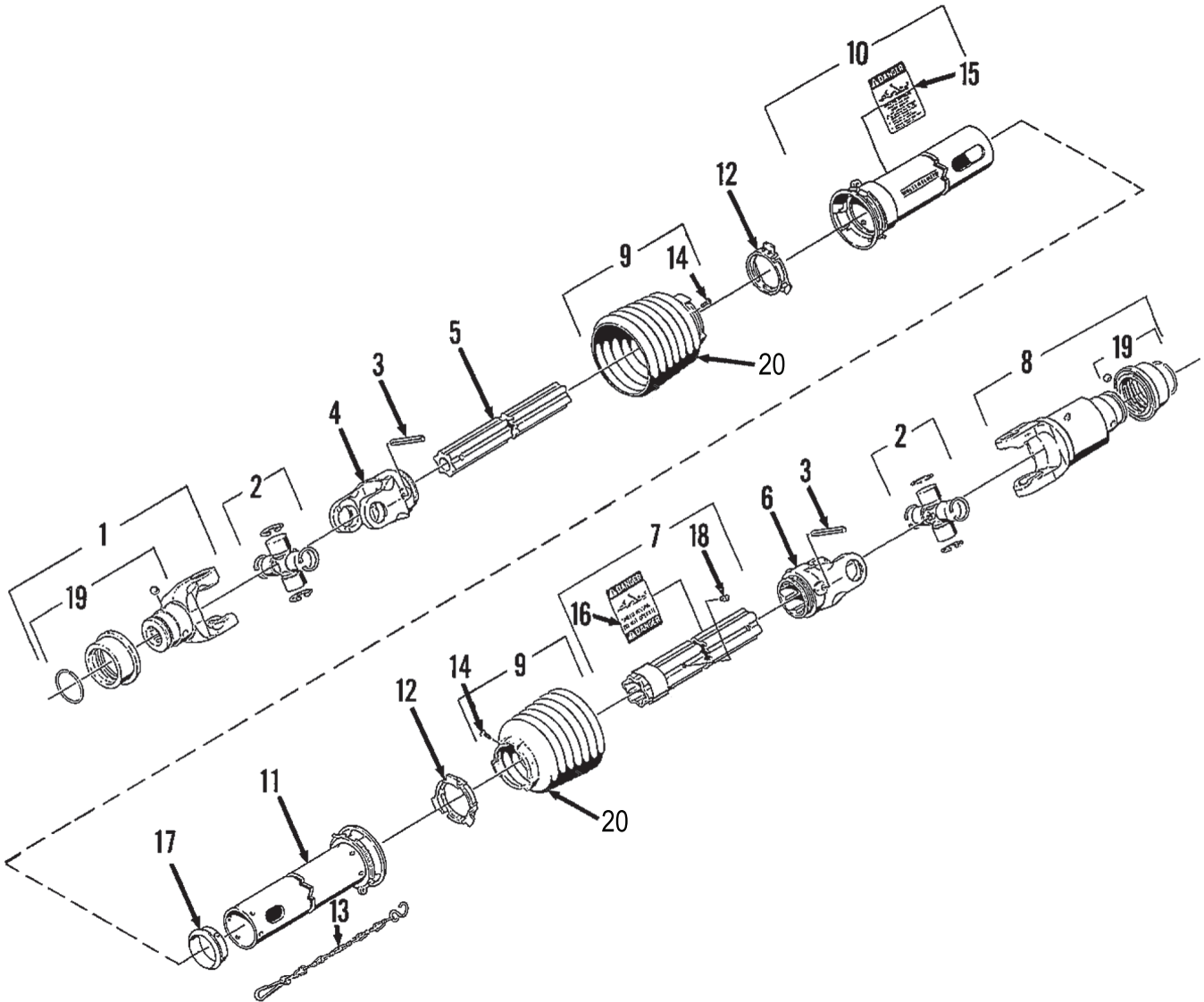
WINDROW SHREDDER COMPONENTS

PAGE 7	TRAIL HITCH ASSEMBLY
PAGE 7	END TRANSPORT HITCH ASSEMBLY
PAGE 8-9	SEMI MOUNT HITCH ASSEMBLY
PAGE 10-11	FRONT DRIVE LINE ASSEMBLY
PAGE 12-13	LH ROTOR AND DRIVE ASSEMBLY
PAGE 14-15	RH ROTOR AND DRIVE ASSEMBLY
PAGE 16-17	AUGER AND DRIVE ASSEMBLY (5630/5630H)
PAGE 18-19	AUGER AND DRIVE ASSEMBLY (5630HL/5631)
PAGE 20-21	FRONT LEFT CASTER WHEEL ASSEMBLY
PAGE 22-23	FRONT RIGHT CASTER WHEEL ASSEMBLY
PAGE 24-25	REAR LEFT CASTER WHEEL ASSEMBLY
PAGE 26-27	REAR RIGHT CASTER WHEEL ASSEMBLY
PAGE 28-31	HYDRAULIC/ELECTRICAL OVERVIEW
PAGE 32	LH CUP KNIFE ASSEMBLY
PAGE 33	RH CUP KNIFE ASSEMBLY
PAGE 34	CHUTE ASSEMBLY
PAGE 35	HYDRAULIC CYLINDER 5 X 8
PAGE 35	HYDRAULIC CYLINDER 4 3/4 X 8
PAGE 36	HYDRAULIC CYLINDER 4 1/2 X 8
PAGE 36	HYDRAULIC CYLINDER 4 X 8
PAGE 37	HYDRAULIC CYLINDER 1 3/4 X 10
PAGE 37	OPERATOR MANUAL & SAFETY CHAIN
PAGE 38	IDLER ASSEMBLY
PAGE 38	SMV SIGN ASSEMBLY
PAGE 39	ROTOR/AUGER CAST BEARING ASSEMBLY
PAGE 40	PIVOT TRACK WHEEL ASSEMBLY

HINIKER 5600 SERIES WINDROW SHREDDER

SEMI MOUNT HITCH PTO 1 3/4-20 (YELLOW SHIELD)

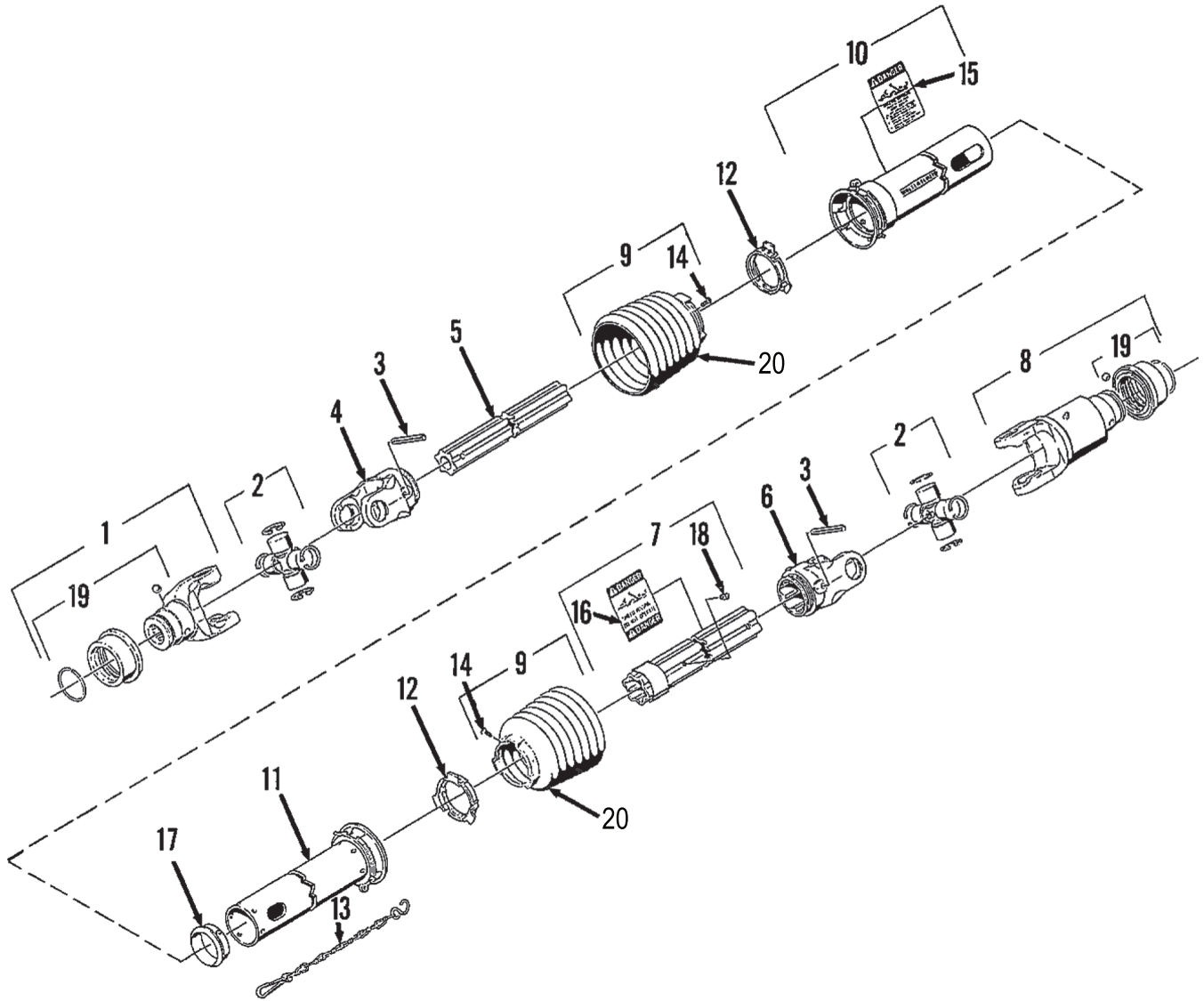
SECTION 5



DWG. NO. 2515

REF. NO.	PART NUMBER	DESCRIPTION	QTY.	REF. NO.	PART NUMBER	DESCRIPTION	QTY.
1	520-03170	Yoke 1 3/4-20 Spline	1	11	520-03174	Inner Shield Tube	1
2	520-03128	Cross & Bearing Kit	2	12	520-03129	Bearing Ring	2
3	520-03124	Spring Pin	2	13	520-03137	Chain	1
4	520-03159	Inboard Yoke	1	14	520-03135	Screw	2
5	520-03165	Inner Profile	1	15	520-03138	Outer Decal	1
6	520-03127	Inboard Yoke	1	16	520-03139	Inner Decal	1
7	520-03172	Outer Profile	1	17	520-03136	Support Bearing	1
8	520-03118	Overrunning Clutch	1	18	520-03140	Grease Zerk	1
9	520-03134	Shield Cone	2	19	520-03142	Collar Kit	2
10	520-03173	Outer Shield Tube	1	20	79203403	Reinforcing Collar	2

SEMI MOUNT HITCH PTO 1 3/4-20
(BLACK SHIELD)



SECTION
5

79204095 PTO Shaft Assembly

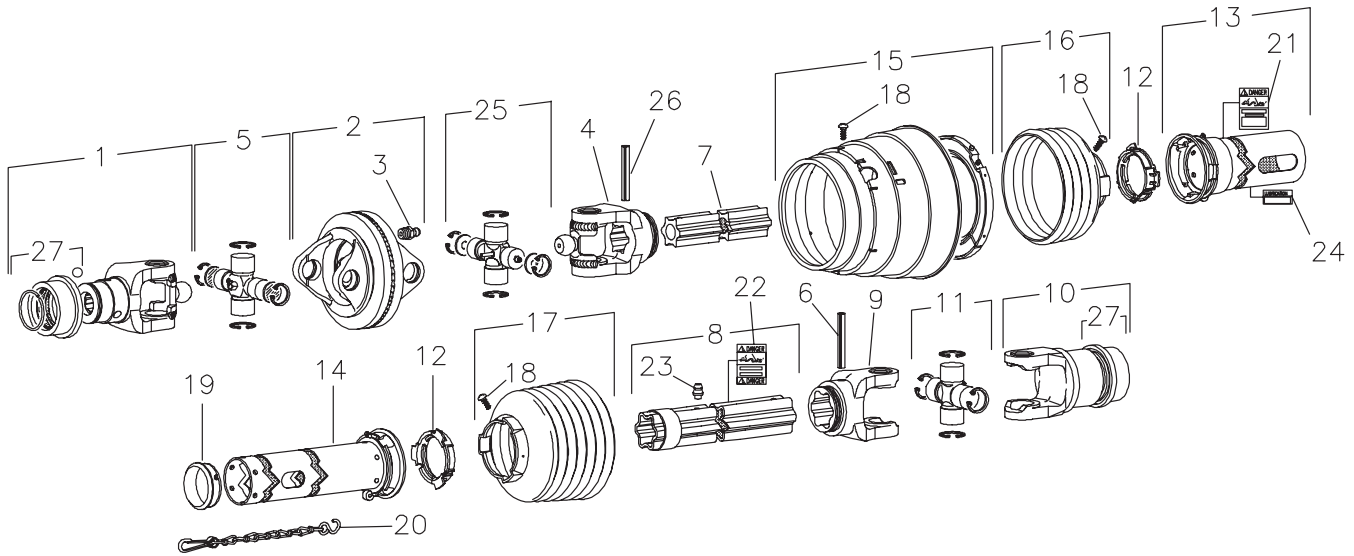
DWG. NO. 2515

REF. NO.	PART NUMBER	DESCRIPTION	QTY.	REF. NO.	PART NUMBER	DESCRIPTION	QTY.
1	520-03170	Yoke 1 3/4-20 Spline	1	12	520-03129	Bearing Ring	2
2	79203639	Cross & Bearing Kit	2	13	520-03137	Chain	1
3	520-03124	Spring Pin	2	14	520-03135	Screw	2
4	520-03159	Inboard Yoke	1	15	520-03138	Outer Decal	1
5	79204099	Inner Profile	1	16	520-03139	Inner Decal	1
6	520-03127	Inboard Yoke	1	17	520-03136	Support Bearing	1
7	79204100	Outer Profile	1	18	520-03140	Grease Zerk	1
8	520-03118	Overrunning Clutch	1	19	520-03142	Collar Kit	2
9	52003235	Shield Cone	2	20	79203403	Reinforcing Collar	2
10	520-03173	Outer Shield Tube	1		79204095	Complete 3-Point PTO Assembly	
11	520-03174	Inner Shield Tube	1				

HINIKER 5600 SERIES WINDROW SHREDDER

1 3/4-20 1000 RPM CV PTO

5 SECS

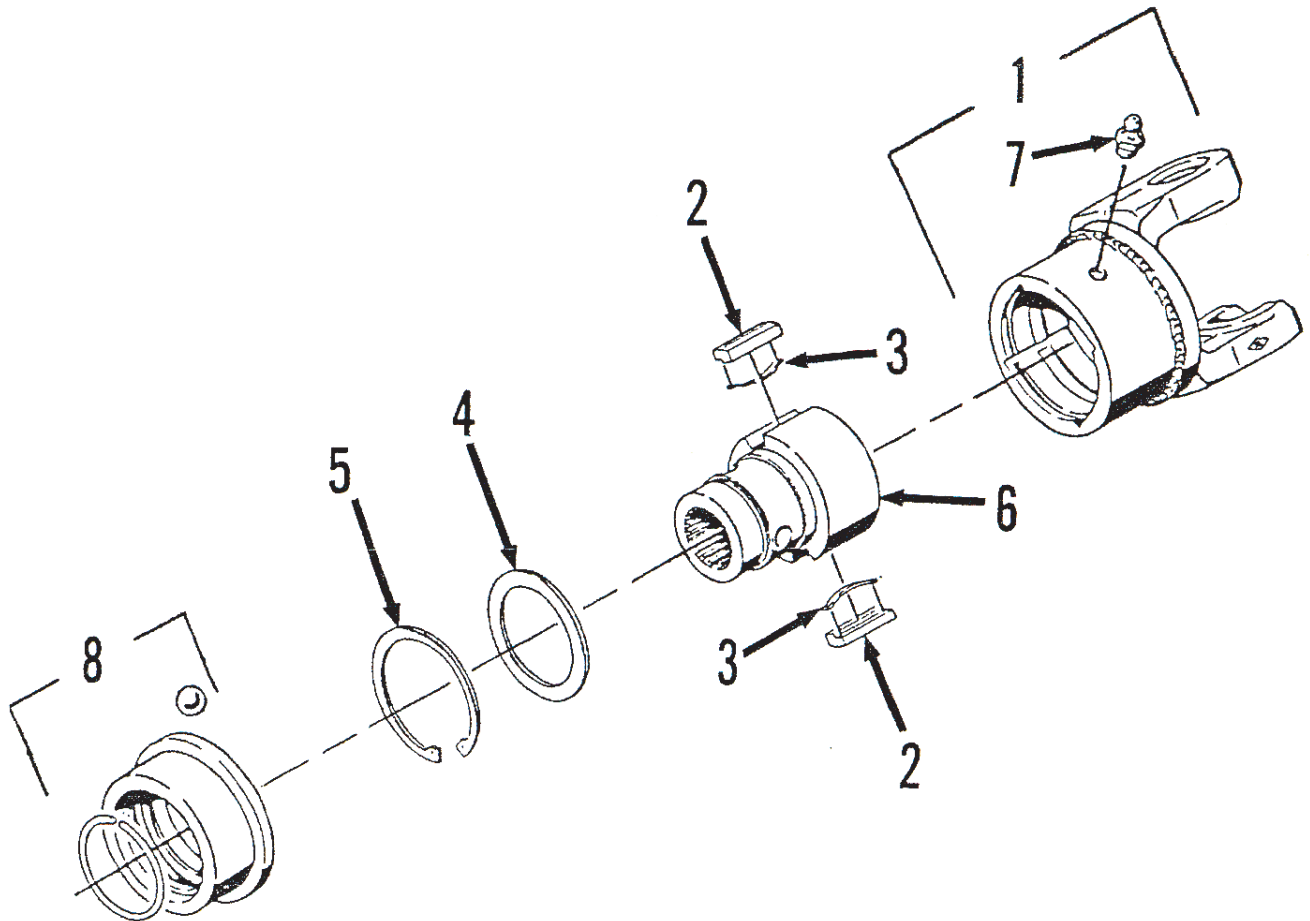


79202277 PTO 1 3/4-20 GKN 396073

DWG. NO. 5937

REF. NO.	PART NUMBER	DESCRIPTION	QTY.	REF. NO.	PART NUMBER	DESCRIPTION	QTY.
1	520-03143	Yoke, 1 3/4-20 Spline	1	15	52003233	CV Cone & Bearing Assembly	1
2	520-03120	Double Yoke	1	16	52003234	Shield Cone 4 Rib	1
3	520-03121	Grease Zerk	1	17	52003235	Shield Cone 7 Rib	1
4	52003230	Inboard Yoke S4	1	18	520-03135	Screw	8
5	520-03123	Cross & Bearing Kit	1	19	520-03136	Support Bearing	1
6	520-03124	Spring Pin 10 x 90	1	20	520-03137	Safety Chain	1
7	520-03144	Inner Profile	1	21	520-03138	Outer Decal	1
8	520-03176	Profile & Sleeve Weldment	1	22	520-03139	Inner Decal	1
9	520-03127	Inboard Yoke S5	1	23	520-03140	Grease Zerk	1
10	520-03118	Overrunning Clutch	1	24	52003236	Lubrication Decal	1
11	520-03128	Cross & Bearing Kit	1	25	52003237	Cross & Bearing Kit	1
12	520-03129	Bearing Ring	2	26	52003242	Spring Pin 10 x 75	1
13	52003231	Out Shield Tube OVL	1	27	520-03142	Collar Kit	2
14	52003232	Inn Shield Tube Round	1				

OVERRUNNING CLUTCH 1000 RPM



SECTION
5

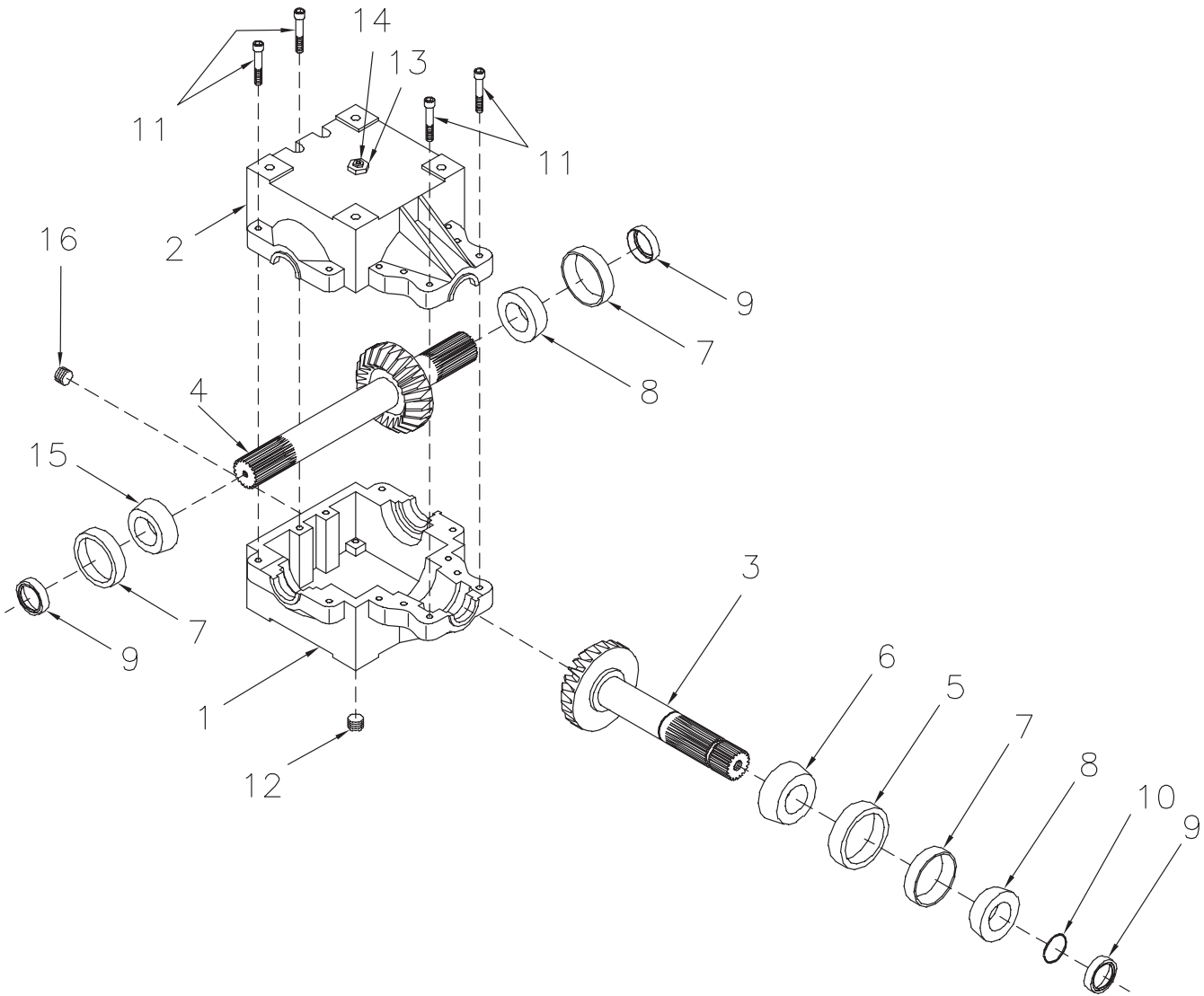
520-03118 Overrunning Clutch

DWG. NO. 2512

REF. NO.	PART NUMBER	DESCRIPTION	QTY.	REF. NO.	PART NUMBER	DESCRIPTION	QTY.
1	520-03146	Clutch Housing	1	5	520-03150	Retaining Ring	1
2	520-03147	Key	2	6	520-03151	Hub, 1 3/4 - 20 Spline	1
3	520-03148	Leaf Spring	2	7	520-03121	Grease Zerk	1
4	520-03149	Supporting Ring	2	8	520-03142	Collar Kit	1

HINIKER 5600 SERIES WINDROW SHREDDER

GEARBOX ASSEMBLY, 1000 RPM



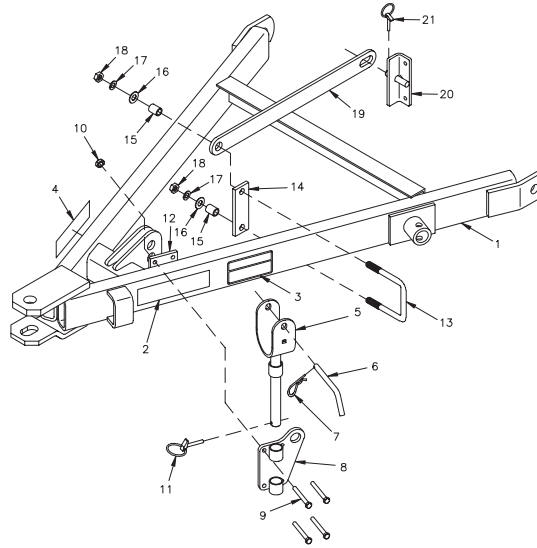
5 SECS

51700216 1000 RPM Gear Box Assembly

DWG. NO. 5938

REF. NO.	PART NUMBER	DESCRIPTION	QTY.	REF. NO.	PART NUMBER	DESCRIPTION	QTY.
1	400-17205	Casting (Tapped Holes)	1	10	702-05093	Retaining Ring (1 3/4 Shaft)	1
2	400-17206	Casting (Thru Holes)	1	11	950-011-032	Socket Head Cap Screw 3/8-16 x 2 1/4	12
3	50106488	Pinion Shaft/Gear	1	12	203-51156	Plug, 1/2 NPT Socket Head Hex	1
4	50106489	Cross Shaft/Gear	1	13	203-51074	Bushing, 1/2 NPT - 1/8 NPT	1
5	601-05002	Bearing Cup (Large) #3720	1	14	203-50308	Pressure Relief	1
6	601-02075	Bearing Cone (Large) #3782	1	15	601-02001	Cone Timken #25580	1
7	601-05001	Bearing Cup (Small) #25520	3	16	79201412	Plug 1/4 NPT	1
8	601-03003	Bearing Cone (Small) #25581	2		51700216	Gearbox Assembly	
9	650-06056	Seal (1 3/4 Shaft)	3				

TRAIL HITCH ASSEMBLY



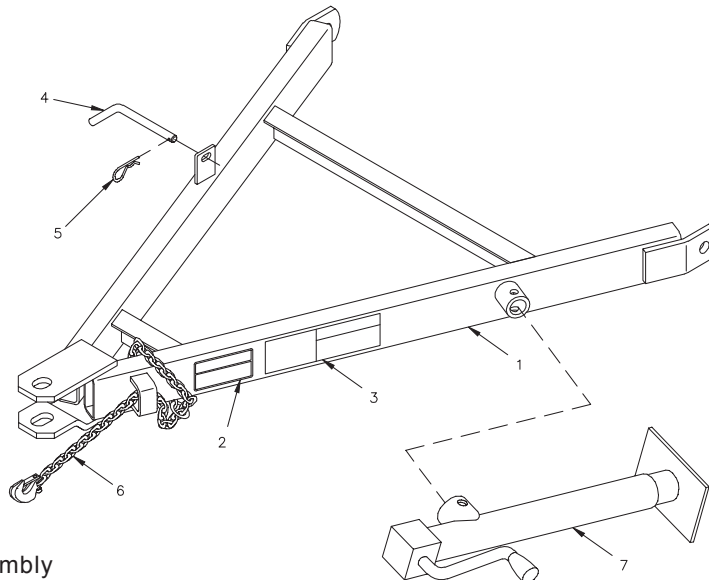
79203222 Trail Hitch Assembly

DWG. NO. 6507

REF. NO.	PART NUMBER	DESCRIPTION	QTY.	REF. NO.	PART NUMBER	DESCRIPTION	QTY.
1	79201771	Hitch Weldment	1	12	79202914	Plate	1
2	850-001-285	Tape-Yellow Reflector	1	13	855-001-055	U-Bolt 5/8	1
3	85501787	Decal Caution	1	14	79203406	Bar	1
4	850-001-305	Tape-Red Reflector	1	15	79203405	Bushing	2
5	79202922	PTO Shaft Holder Weldment	1	16	952-002-007	Flat Washer 5/8	2
6	79202739	Pin	1	17	952-001-005	Lock Washer 5/8 Med Split SAE	2
7	953-005-001	Cotter Pin, Hair .120 x 2 3/8	1	18	951-001-008	Hex Nut 5/8-11	2
8	79202920	Lift Plate Weldment	1	19	79203409	Hitch Bar	1
9	950-001-096	Hex Head Cap Screw 3/8-16 x 3 1/4 Gr. 5	4	20	79203404	Mount Weldment	1
10	951-005-003	Hex Mac Lock Nut 3/8-16	4	21	703-00209	Locking Pin	1
11	703-00209	Locking Pin	1		79203222	Complete Assembly	1

5

END TRANSPORT HITCH ASSEMBLY

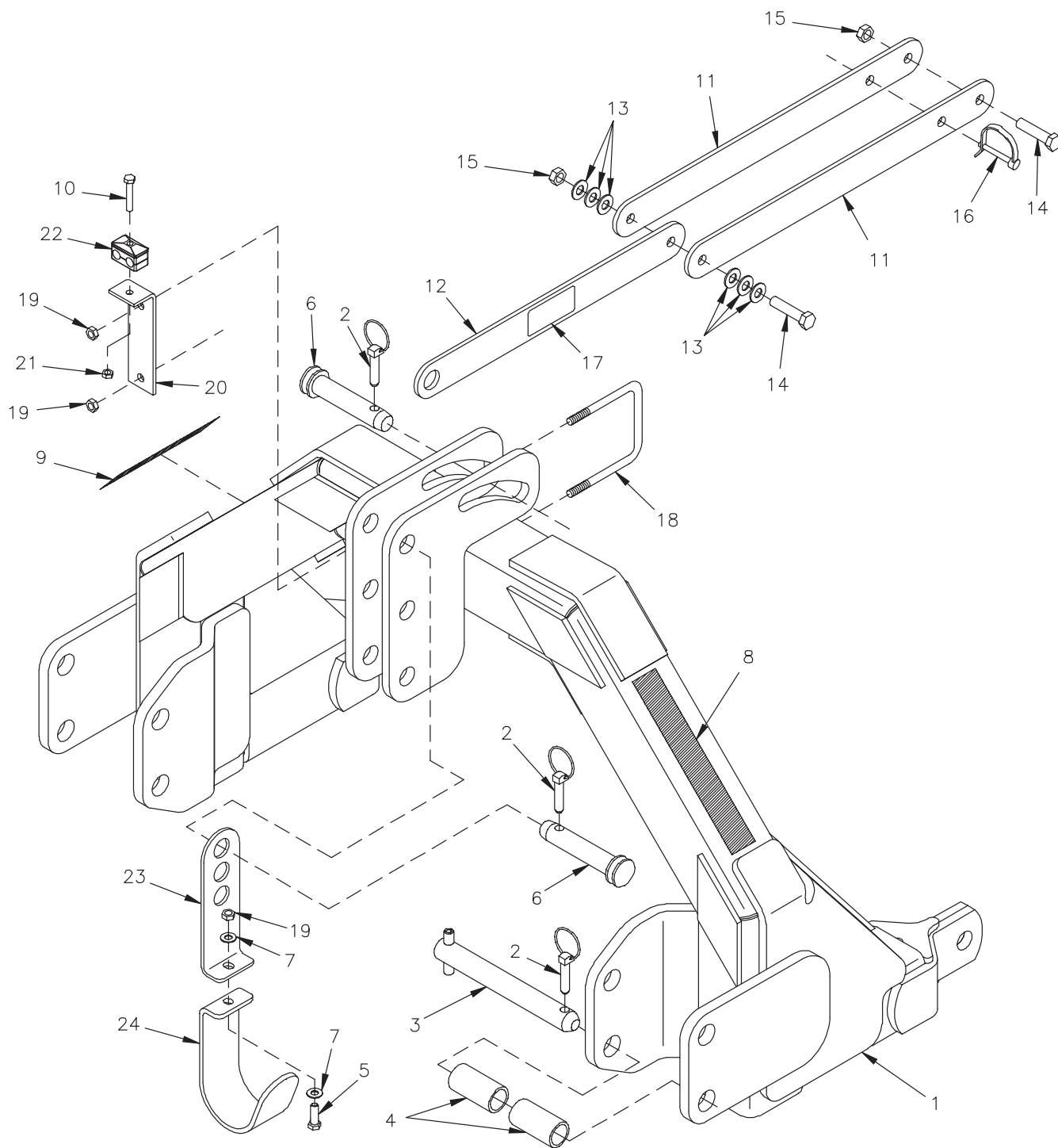


End Transport Hitch Assembly

DWG. NO. 6508

REF. NO.	PART NUMBER	DESCRIPTION	QTY.	REF. NO.	PART NUMBER	DESCRIPTION	QTY.
1	79202813	End Transport A-Frame Hitch	1	6	85501539	Safety Chain 10,000 Lbs	1
2	85501787	Decal Caution	1	7	400-34074	Jack	1
3	79203041	Decal Caution 5630 End Transport	1		79202904	End Transport A-Frame Hitch Assembly (Includes Items 1-3)	1
4	79202739	Pin	1				
5	953-005-001	Cotter Pin-Hair .120 x 2 3/8	1				

SEMI MOUNT HITCH ASSEMBLY



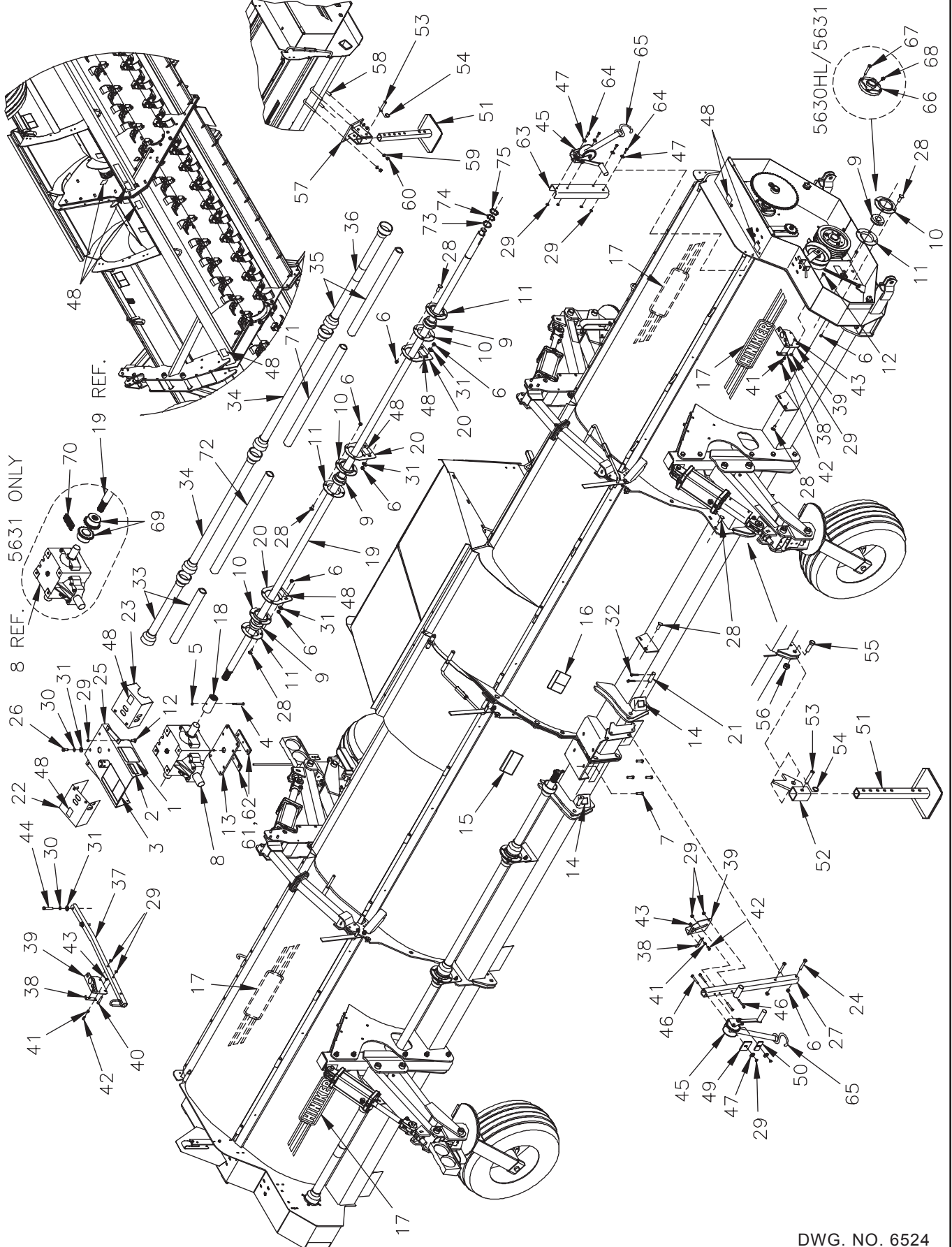
5

HINIKER 5600 SERIES WINDROW SHREDDER

REF. NO.	PART NUMBER	DESCRIPTION	QTY.	REF. NO.	PART NUMBER	DESCRIPTION	QTY.
1	79203326	3-Pt Shredder Hitch Weldment, 5630	1	13	952-002-005	Flat Washer 1/2 Wrt	6
2	25010319	Klik Pin Pivot	4	14	031-06208	Hex Head Cap Screw 1/2-13 x 2 Gr. 5	2
3	79203173	Lower Pin Assembly	2	15	10304	Lock Nut 1/2-13	2
4	117-010-008	Small Spacer	4	16	25010797	Tab Lock Pin 1/4 x 2	1
5	950-001-105	Hex Head Cap Screw 3/8-16 x 1 Gr. 5	1	17	79203485	Decal Caution End Trans	1
6	875-001-123	Top Link Pin	2	18	79203487	U-Bolt 3/8 x 4 x 4 5/8	1
7	952-003-006	Flat Washer 3/8 SAE	2	19	951-005-003	Lock Nut 3/8-16	3
8	850-001-285	Tape-Yellow Reflector	1	20	79203488	Hose Mount	1
9	850-001-305	Tape-Red Reflector	1	21	951-005-064	Lock Nut 5/16-18	1
10	950-001-095	Hex Head Cap Screw 5/16-18 x 1 3/4 Gr. 5	1	22	79203489	Twin Hose Clamp 3/8 Hose	1
11	79203483	Rear Strap	2	23	79203490	Angle	1
12	79203484	Front Strap	1	24	79203491	PTO Holder	1

HINIKER 5600 SERIES WINDROW SHREDDER

FRONT DRIVE LINE ASSEMBLY



5 CMS

5631 ONLY

8 REF.

26

22

44

38

70

23

30

39

43

41

34

25

31

40

42

40

72

18

12

8

37

40

10

6

9

28

17

17

20

11

4

13

42

40

33

5

29

3

37

40

34

11

1

6

3

40

28

9

2

8

3

40

19

6

1

13

3

40

20

6

1

6

3

40

28

9

1

6

3

40

10

6

1

6

3

40

20

6

1

6

3

40

31

6

1

6

3

40

20

6

1

6

3

40

31

6

1

6

3

40

20

6

1

6

3

40

31

6

1

6

3

40

20

6

1

6

3

40

31

6

1

6

3

40

20

6

1

6

3

40

31

6

1

6

3

40

20

6

1

6

3

40

31

6

1

6

3

40

20

6

1

6

3

40

31

6

1

6

3

40

20

6

1

6

3

40

31

6

1

6

3

40

20

6

1

6

3

40

31

6

1

6

3

40

20

6

1

6

3

40

31

6

1

6

3

40

20

6

1

6

3

40

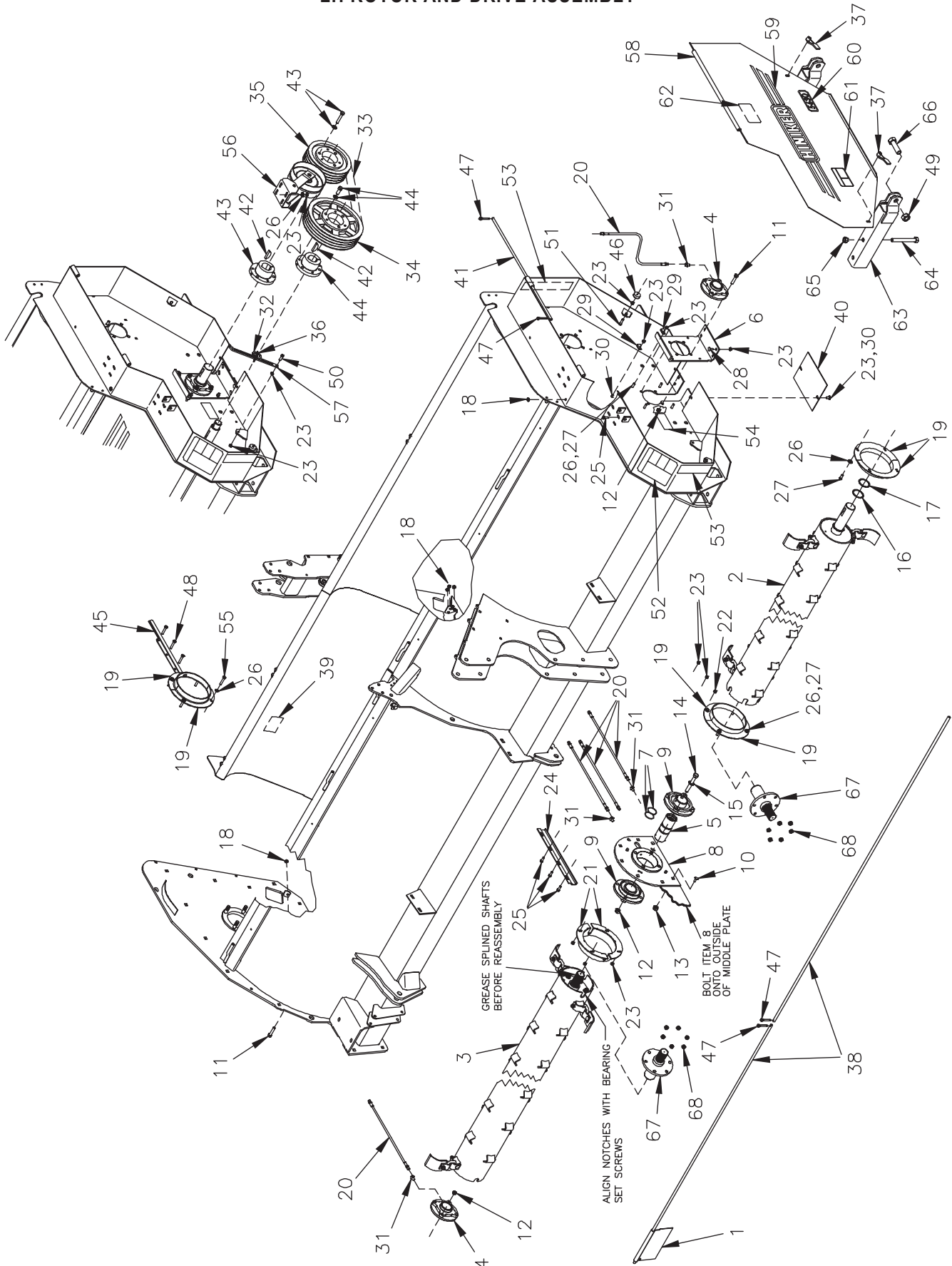
DWG. NO. 6524

HINIKER 5600 SERIES WINDROW SHREDDER

REF. NO.	PART NUMBER	DESCRIPTION	QTY.	REF. NO.	PART NUMBER	DESCRIPTION	QTY.
1	71504143	Decal Important	1	38	79203434	Hose Stop	2
2	71504129	Decal-Caution	1	39	79202638	Mount Plate	2
3	71504132	Decal-Caution	1	40	031-06110	Hex Head Cap Screw 3/8-16 x 2 1/4 Gr. 5	2
4	031-06113	Hex Head Cap Screw 3/8-16 x 3 Gr. 5	2	41	79203444	Compression Spring	2
5	034-05168	Lock Nut Uni-Torque 3/8-16	2	42	950-001-200	Hex Head Cap Screw 5/16-18 x 1 1/4 Gr. 5	2
6	034-05170	Lock Nut Uni-Torque 1/2-13	46	43	951-005-064	Lock Nut 2-Way 5/16-18	2
7	950-002-032	Hex Head Flanged Whiz Lock Bolt 1/2-13 x 1 3/4 Gr. 5	4	44	950-001-135	Hex Head Cap Screw 1/2-13 X 2 3/4 Gr. 5	2
8	51700216	1000 RPM Gearbox Assembly	1	45	79202804	Winch	2
9	79203223	Spherical Bearing 2" Kit	8	46	950-001-084	Hex Head Cap Screw 3/8-16 x 4 Gr. 5	4
10	60400524	Relube Flange W/O Fitting	8	47	952-002-003	Flat Washer 3/8 Wrt	6
11	60400525	Relube Flange W/Fitting	8	48	79203259	Grease Decal	A/R
12	950-003-054	Carriage Bolt 3/8-16 x 3/4 Gr. 5	6	49	79203166	Winch Stiffener Top	1
13	79202769	Gearbox Shim Plate 3/8 Thick	A/R	50	79203167	Winch Stiffener Bottom	1
14	715-03174	Lift Here Decal	2	51	79203238	Stand Weldment	1
15	71504142	Important Decal	1	52	79201083	Stand Mount Weldment	2
16	71504131	Danger Decal	1	53	953-002-021	Clevis Pin 5/8 x 3 1/2	4
17	71505168	"Hiniker" Decal	4	54	81004500	Ring	4
18	79200836	Splined Coupler With Fitting	2	55	031-06459	Hex Head Cap Screw 1-8 x 3 Gr. 5	2
19	79202752	Solid Line Shaft, 15'	2	56	034-05175	Lock Nut 1-8	2
20	79201758	Bearing Support	6	57	79203240	Rear Stand Support Weldment	2
21	79200967	Lower Hitch Pin	2	58	850-001-072	U-Bolt 5/8-11 x 4 5/8 Center	4
22	79201779	RH Line Shield	1	59	952-001-005	Lock Washer 5/8 Inch Med Split SAE	8
23	79201778	LH Line Shield	1	60	951-001-008	Hex Nut 5/8-11	8
24	031-06212	Hex Head Cap Screw 1/2-13 x 3 1/4 Gr. 5	2	61	79203338	Shim Plate 1/8" Thick	A/R
25	79201536	Shield Assembly 1000 RPM (Includes Items 1-3)	1	62	79203339	Shim Plate 1/16" Thick	A/R
26	950-001-111	Hex Head Cap Screw 1/2-13 x 1 1/4 Gr. 5	4	63	79203493	Winch Channel Mount	1
27	79202915	Winch Mount Weldment	1	64	950-001-105	Hex Head Cap Screw 3/8-16 x 1 Gr. 5	4
28	950-003-028	Carriage Bolt 1/2-13 x 1 1/4	44	65	79203495	Winch Strap 2 x 12'	A/R
29	951-005-003	Mac Lock Nut 3/8-16	A/R	66	79203218	Bearing 2"	A/R
30	952-001-004	Lock Washer 1/2 Inch	A/R	67	950-001-112	Hex Head Cap Screw 1/2-13 x 2 Gr. 5	A/R
31	952-004-067	Flat Washer 1/2 Inch	A/R	68	955-001-010	Grease Fitting 1/8 NPT 90°	A/R
32	953-001-010	Cotter Pin 1/4 x 1 1/2 Square Cut	4	69	79203969	Chain Coupling Weldment 60B20	4
33	79202751	Inside Shield Assembly (With Reducer Ends)	2	70	79203966	Chain #60 Double Coupling	2
	79203087	Inside Shield Assembly (Without Reducer Ends)	2	71	79201849	Shield (Without Reducer Ends)	2
34	79202748	Middle Shield Assembly 30'	4	72	79204118	Shield (Without Reducer Ends)	2
35	79201916	Outside Shield Assembly (With Reducer Ends)	2	73	79203951	External Snap Ring 2" Heavy Duty	2
	79203718	Outside Shield Assembly (Without Reducer Ends)	2	74	710-05332	Shim Washer 10 Ga. (.135)	A/R
36	520-03138	Outer Decal	2	75	710-05333	Shim Washer 16 Ga. (.060)	A/R
37	79202639	PTO Holder	1				

SEC 5

LH ROTOR AND DRIVE ASSEMBLY

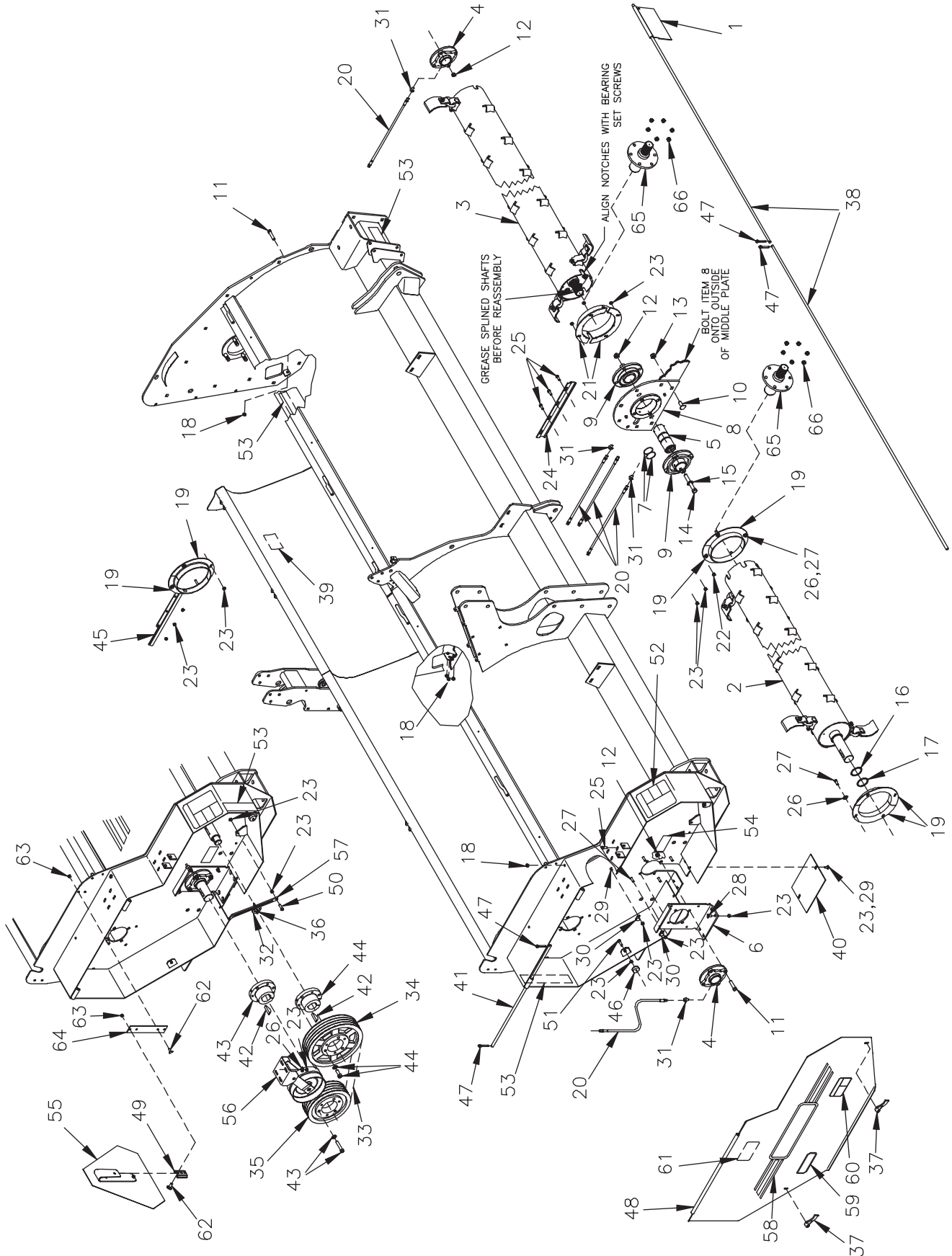


DWG. NO. 6523

HINIKER 5600 SERIES WINDROW SHREDDER

REF. NO.	PART NUMBER	DESCRIPTION	QTY.	REF. NO.	PART NUMBER	DESCRIPTION	QTY.
1	000-64011	Shield Plate	18	34	79202768	Sheave 5V 4 Groove 13.2 Diameter	1
2	79203199	LH Outer Rotor Assembly	1		79203816	Sheave 5V 4 Groove 16 Diameter (5630HL/5631 Only)	1
	79203359	LH Outer Rotor Assembly Hard Surfaced Knives	1	35	79202800	Sheave 5V 4 Groove 10.3 Diameter	1
3	79202896	LH Inner Rotor Assembly	1	36	000-65186	Spring Anchor	1
	79203360	LH Inner Rotor Assembly Hard Surfaced Knives	1	37	000-65223	Threaded Handle	2
4		Flange Bearing 2 3/16 Shaft (See Sec. 5 Page 39)	2	38	79200976	Rod	2
5	79202868	Coupler, Case Hardened	1	39	71504144	Decal Danger	1
6	79202627	Bearing Support	1	40	79201486	Bottom Cover	1
7	394-002-115	O-Ring #139-70 Buna-N	2	41	79201487	Shield Rod	1
8	79202886	LH Bearing Support Plate Weldment	1	42	035-60063	Woodruff Key 1/2 x 2 3/4	2
9	79202803	Flange Bearing 2 7/16 Shaft	2	43	79202801	QD Hub Type "E" 2 3/16" Bore	1
10	10404	Carriage Bolt 5/8-11 x 1 1/2 Gr. 5	7	44	400-27039	QD Hub Type "E" 2" Bore	1
11	031-06208	Hex Head Cap Screw 1/2-13 x 2 1/4 Gr. 5	8	45	79201398	LH Hose Shield	1
12	034-05170	Stover Lock Nut 1/2 Gr. B	12	46	79201120	Shield Bumper	2
13	034-05172	Stover Lock Nut 5/8 Gr. B	7	47	953-001-002	Cotter Pin, 1/8 x 1" Square Cut	4
14	950-001-284	Hex Head Cap Screw 1/2-13 x 4 3/4 Gr. 5	4	48	950-001-114	Hex Head Cap Screw 3/8-16 x 2 Gr. 5	3
15	952-003-004	Flat Washer 1/2 Inch SAE	4	49	034-05175	Stover Lock Nut 1-8 Gr. B	2
16	79202328	Washer 2 3/16, 10 Ga.	A/R	50	950-002-014	Hex Head Flanged Whiz Lock Bolt 3/8-16 x 1 1/4	1
17	79202329	Washer 2 3/16, 16 Ga.	A/R	51	950-002-010	Hex Head Flanged Whiz Lock Bolt 3/8-16 x 1 1/2	2
18	000-24063	Lock Nut	5	52	71505171	Warning Decal	1
19	79203157	Anti-Wrap Shield Weldment	6	53	850-001-285	Tape-Yellow Reflector	2
20	79202316	Grease Hose 27 1/2"	5	54	79203023	Decal Spring Instruction	1
21	79202884	Weed Ring Weldment	2	55	031-06110	Hex Head Cap Screw 3/8-16 x 2 1/4 Gr. 5	4
22	951-005-051	Lock Nut 3/8-16 2-Way	1	56	79200956	Idler Assembly	1
23	951-005-003	Mac Lock Nut 3/8-16	25	57	79200866	Take-Up Bar	1
24	79202906	Hose Shield	1	58	79202757	LH Cover Assembly	1
25	950-002-009	Hex Head Flanged Whiz Lock Bolt 3/8-16 x 1	7	59	71505168	Decal Hiniker	1
26	952-003-006	Flat Washer 3/8 Inch SAE	16	60	79202756	Decal 5630	1
27	950-001-106	Hex Head Cap Screw 3/8-16 x 1 1/4 Gr. 5	8	61	71505169	Decal Warning	1
28	950-003-029	Carriage Bolt 3/8-16 x 1 Gr. 5	4	62	71505170	Decal Warning	1
29	720-02399	Cable Clamp 3/8	2	63	79202826	Hitch Stub Weld	2
30	950-003-054	Carriage Bolt 3/8-16 x 3/4 Gr. 5	3	64	950-001-152	Hex Head Cap Screw 3/4-10 x 6 Gr. 5	4
31	203-51254	45° Elbow 1/8 NPT x 1/8 NPT	4	65	034-05173	Uni-Torque Lock Nut 3/4-10 Gr. B	4
32	000-20179	Machinery Bushing 1 3/8	1	66	031-06459	Hex Head Cap Screw 1-8 x 3 1/2 Gr. 5	2
33	79202799	5VL 4 Band Belt	1	67	79202889	Rotor Shaft Weldment	2
	79203815	5VL 4 Band Belt (5630HL/5631 Only)	1	68	951-003-004	Lock Nut Nylon Insert 1/2-20	12

RH ROTOR AND DRIVE ASSEMBLY



DWG. NO. 6510

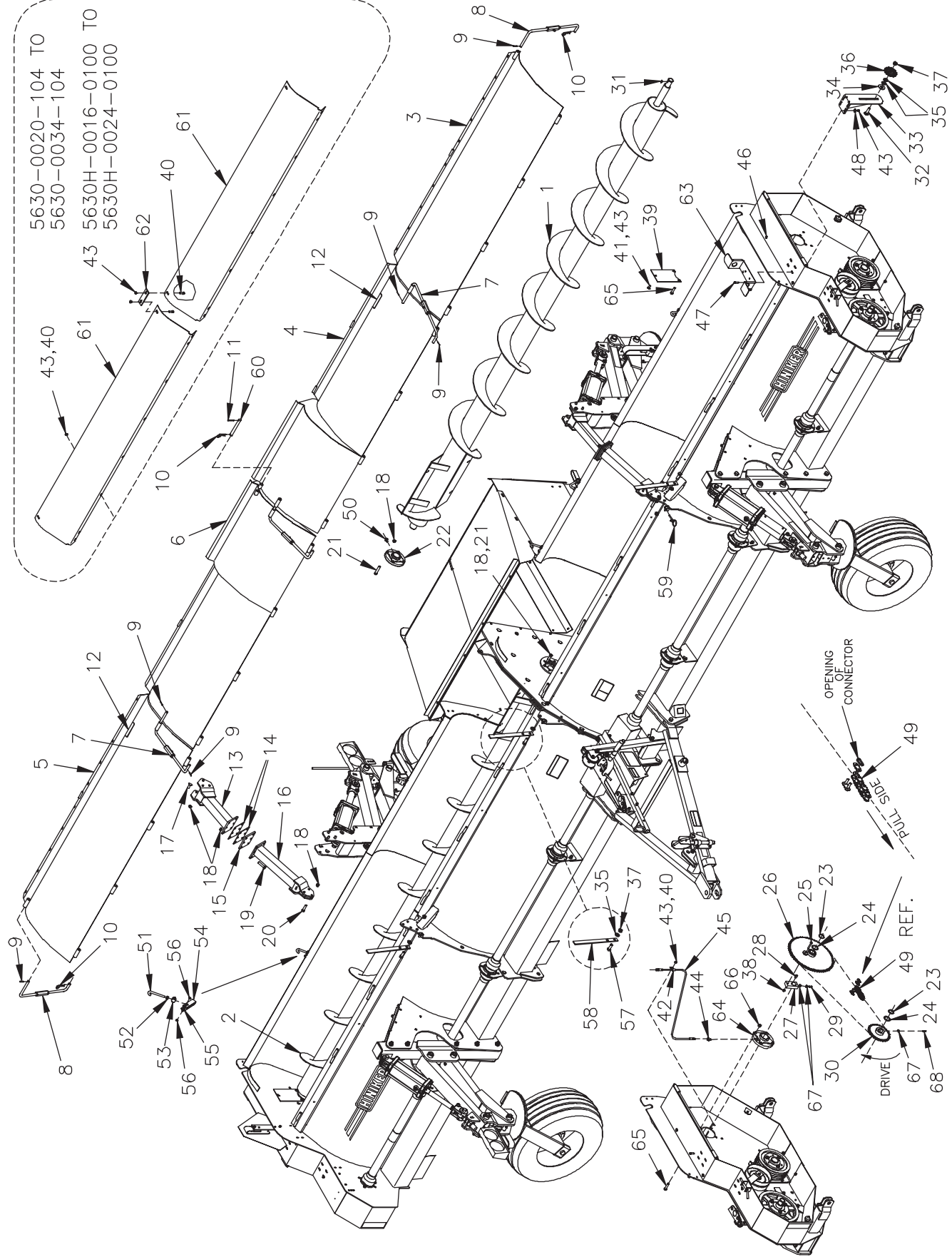
HINIKER 5600 SERIES WINDROW SHREDDER

REF. NO.	PART NUMBER	DESCRIPTION	QTY.	REF. NO.	PART NUMBER	DESCRIPTION	QTY.
1	000-64011	Shield Plate	18	34	79202768	Sheave 5V 4 Groove 13.2 Diameter	1
2	79203200	RH Outer Rotor Assembly	1		79203816	5VL 4 Band Belt (5630HL/5631 Only)	1
	79203357	RH Outer Rotor Assembly Hard Surfaced Knives	1	35	79202800	Sheave 5V 4 Groove 10.3 Diameter	1
3	79202899	RH Inner Rotor Assembly	1	36	000-65186	Spring Anchor	1
	79203358	RH Inner Rotor Assembly Hard Surfaced Knives	1	37	000-65223	Threaded Handle	2
4		Flange Bearing 2 3/16 Shaft (See Sec. 5 Page 39)	2	38	79200976	Rod	2
5	79202868	Coupler, Case Hardened	1	39	71504144	Decal Danger	1
6	79202627	Bearing Support	1	40	79201486	Bottom Cover	1
7	394-002-115	O-Ring #139-70 Buna-N	2	41	79201487	Shield Rod	1
8	79202798	RH Bearing Support Plate Weldment	1	42	035-60063	Woodruff Key 1/2 x 2 3/4	2
9	79202803	Flange Bearing 2 7/16 Shaft	2	43	79202801	QD Hub Type "E" 2 3/16" Bore	1
10	10404	Carriage Bolt 5/8-11 x 1 1/2 Gr. 5	7	44	400-27039	QD Hub Type "E" 2" Bore	1
11	031-06208	Hex Head Cap Screw 1/2-13 x 2 1/4 Gr. 5	8	45	79201397	RH Hose Shield	1
12	034-05170	Stover Lock Nut 1/2 Gr. B	12	46	79201120	Shield Bumper	2
13	034-05172	Stover Lock Nut 5/8 Gr. B	7	47	953-001-002	Cotter Pin, 1/8 x 1 " Square Cut	4
14	950-001-284	Hex Head Cap Screw 1/2-13 x 4 3/4 Gr. 5	4	48	79202758	RH Cover Assembly 5630	1
15	952-003-004	Flat Washer 1/2 Inch SAE	4	49	400-11027	Bracket	1
16	79202328	Washer 2 3/16, 10 Ga.	A/R	50	950-002-014	Hex Head Flanged Whiz Lock Bolt 3/8-16 x 1 1/4	1
17	79202329	Washer 2 3/16, 16 Ga.	A/R	51	950-002-010	Hex Head Flanged Whiz Lock Bolt 3/8-16 x 1 1/2	2
18	000-24063	Lock Nut	5	52	71505171	Warning Decal	1
19	79203157	Anti-Wrap Shield Weldment	6	53	850-001-285	Tape-Yellow Reflector	4
20	79202316	Grease Hose 27 1/2"	5	54	79203023	Decal Spring Instruction	1
21	79202884	Weed Ring Weldment	2	55	79201550	SMV Mount Assembly	1
22	951-005-051	Lock Nut 3/8-16 2-Way	1	56	79200956	Idler Assembly	1
23	951-005-003	Mac Lock Nut 3/8-16	32	57	79200866	Take-Up Bar	1
24	79202906	Hose Shield	1	58	71505168	Decal Hiniker	1
25	950-002-009	Hex Head Flanged Whiz Lock Bolt 3/8-16 x 1	7	59	79202756	Decal 5630	1
26	952-003-006	Flat Washer 3/8 Inch SAE	12	60	71505169	Decal Warning	1
27	950-001-106	Hex Head Cap Screw 3/8-16 x 1 1/4 Gr. 5	8	61	71505170	Decal Warning	1
28	950-003-029	Carriage Bolt 3/8-16 x 1 Gr. 5	4	62	030-16041	Carriage Bolt 5/16-18 x 3/4 Gr. 5	4
29	950-003-054	Carriage Bolt 3/8-16 x 3/4 Gr. 5	3	63	951-005-036	Mac Lock Nut 5/16-18	4
30	720-02399	Cable Clamp 3/8	2	64	79202905	Strap	1
31	203-51254	45° Elbow 1/8 NPT x 1/8 NPT	4	65	79202889	Rotor Shaft Weldment	2
32	000-20179	Machinery Bushing 1 3/8	1	66	951-003-004	Lock Nut Nylon Insert 1/2-20	12
33	79202799	5VL 4 Band Belt	1				
	79203815	5VL 4 Band Belt (5630HL/5631 Only)	1				

SEC 5

HINIKER 5600 SERIES WINDROW SHREDDER

AUGER AND DRIVE ASSEMBLY (5630/5630H)



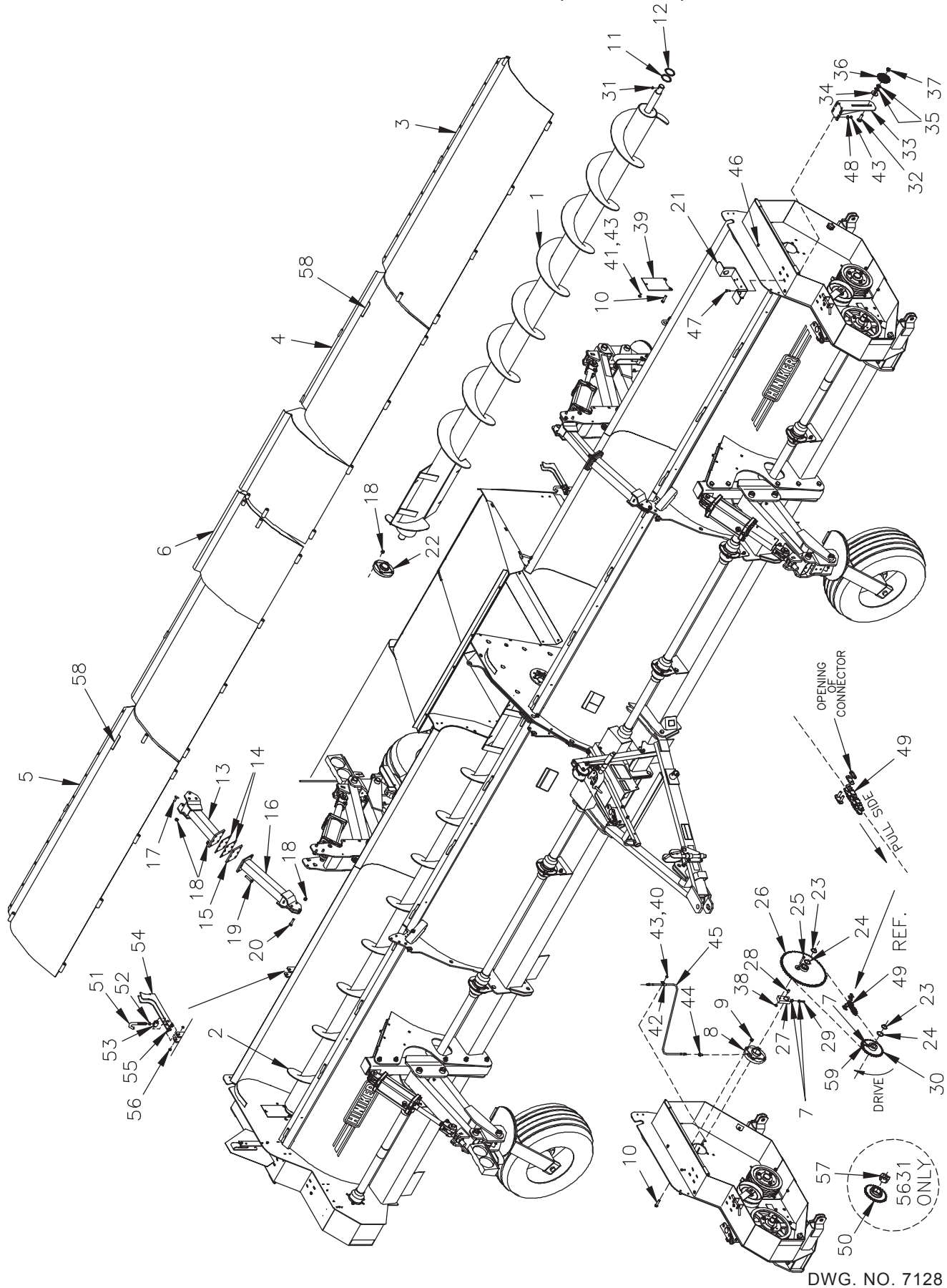
DWG. NO. 6521



HINIKER 5600 SERIES WINDROW SHREDDER

REF. NO.	PART NUMBER	DESCRIPTION	QTY.	REF. NO.	PART NUMBER	DESCRIPTION	QTY.
1	79202923	LH Auger Weldment 14" Diameter	1	35	952-004-070	Flat Washer 5/8 Standard Hardened	7
2	79202788	RH Auger Weldment 14" Diameter	1	36	79202766	Idler Sprocket Assembly #60	2
3	79201802	LH Auger Cover Weldment	1	37	034-05172	Lock Nut 5/8-11 Gr. B	5
4	79202926	Auger Cover Weldment RH Delivery	1	38	034-05168	Lock Nut 3/8-16 Gr. B	2
5	79202772	RH Auger Cover Weldment	1	39	79201544	Cover	2
6	79202924	Auger Cover Weldment LH Delivery	1	40	950-003-054	Carriage Bolt 3/8-16 x 3/4 Gr. 5	A/R
7	79202909	Center Rod Assembly	3	41	950-003-029	Carriage Bolt 3/8-16 x 1 Gr. 5	2
8	79202910	Auger Cover Prop Assembly	2	42	720-02399	Cable Clamp 3/8	2
9	701-30010	Slotted Spring Pin 3/16 x 1	8	43	951-005-003	Lock Nut 3/8-16 Mac	A/R
10	953-005-001	Hair Pin Cotter .120 x 2 3/8	3	44	203-51254	Elbow 45° 1/8 NPT To 1/8 NPT	2
11	701-30020	Slotted Spring Pin 3/16 x 1 3/4	1	45	79202736	Grease Hose 15"	2
12	71504127	Decal Warning	2	46	000-24063	Lock Nut	2
13	79202913	Upper Support Weldment	2	47	950-002-009	Hex Head Flanged Whiz Lock Bolt 3/8-16 x 1	8
14	79202764	Shim Plate 12 Ga. Thick	A/R	48	952-003-006	Flat Washer 3/8 Inch SAE	8
15	79202763	Shim Plate 3/8 Thick	A/R	49	79202630	#60 Roller Chain	2
16	79202847	Lower Support Weld	2	50	955-001-004	Grease Fitting 1/8-27 NPT 45°	2
17	030-16132	Carriage Bolt 1/2-13 x 1 1/2 Gr 5	12	51	79201788	Auger Door Latch	6
18	034-05170	Lock Nut 1/2-13 Gr. B	A/R	52	951-001-007	Hex Nut 1/2-13	6
19	950-001-112	Hex Head Cap Screw 1/2-13 x 2 Gr. 5	A/R	53	400-35126	Swivel Auger Door Latch	6
20	950-001-120	Hex Head Cap Screw 1/2-13 x 1 3/4 Gr. 5	6	54	79201864	Handle Auger Door Latch	6
21	950-001-135	Hex Head Cap Screw 1/2-13 x 2 3/4 Gr. 5	8	55	950-001-089	Hex Head Cap Screw 3/8-16 x 3/4 Gr. 5	12
22	79203218	Flange Bearing 2" Shaft	2	56	951-005-051	Lock Nut 3/8-16, 2-Way	12
23	702-05031	Snap Ring	4	57	950-001-132	Hex Head Cap Screw 5/8-11 x 1 3/4 Gr. 5	3
24	710-05321	Washer	4	58	79201795	Lever	3
25	031-06110	Hex Head Cap Screw 3/8-16 x 2 1/2 Gr. 8	2	59	703-00209	Pin Locking	3
26	79201623	Auger Drive Sprocket Press Assembly	2	60	79202901	Cover Locking Pin	1
27	79201621	Sprocket Drive Arm	2	61	79203341	Auger Deflector	4
28	79203785	Key	2	62	79203169	Support Strap	2
29	031-21035	Set Screw Square Head 3/8-16 x 1 3/4	2	63	79203129	Wire Holder	1
30	79202625	Sprocket 60B28	2	64	79203898	Auger Drive Bearing	2
31	035-60039	Woodruff Key 3/8 x 1 1/4	2	65	950-001-094	Hex Head Cap Screw 7/16-14 x 1 1/2 Gr. 5	A/R
32	950-003-069	Carriage Bolt 5/8-11 x 2 Gr. 5	2	66	951-005-081	Lock Nut 7/16-14 Unitorque	A/R
33	79202241	Bracket Weldment	2	67	951-001-005	Hex Nut 3/8-16	A/R
34	952-002-008	Flat Washer 3/4 Inch WRT	2	68	031-21033	Square Head Set Screw 3/8-16 x 1 1/4	4

AUGER AND DRIVE ASSEMBLY (5630HL/5631)




DWG. NO. 7128

HINIKER 5600 SERIES WINDROW SHREDDER

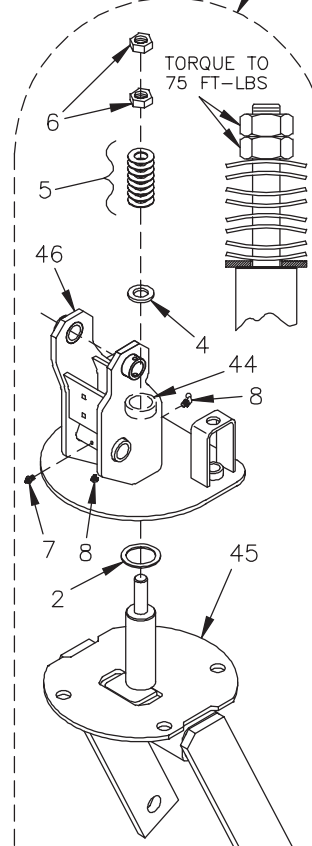
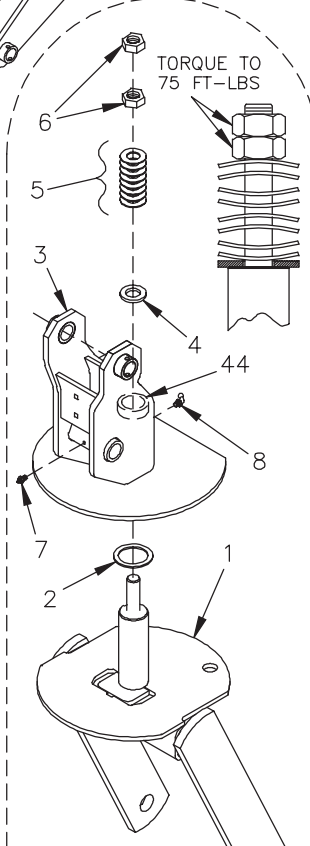
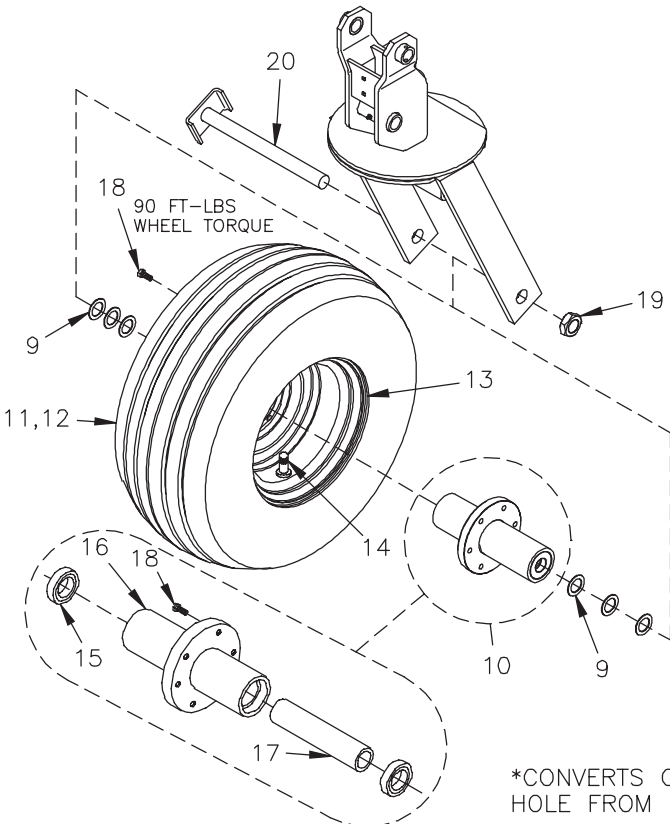
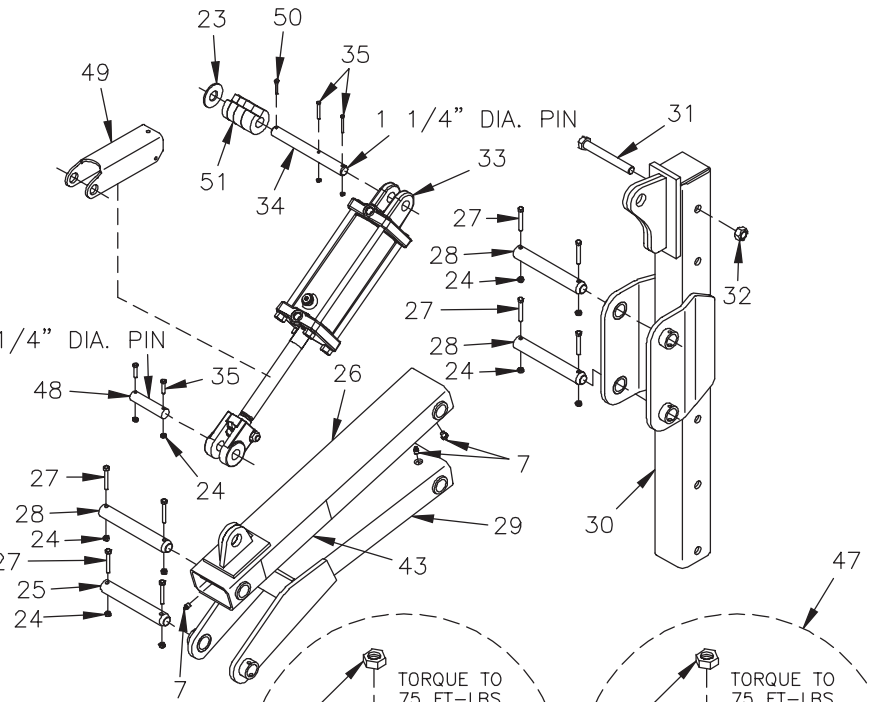
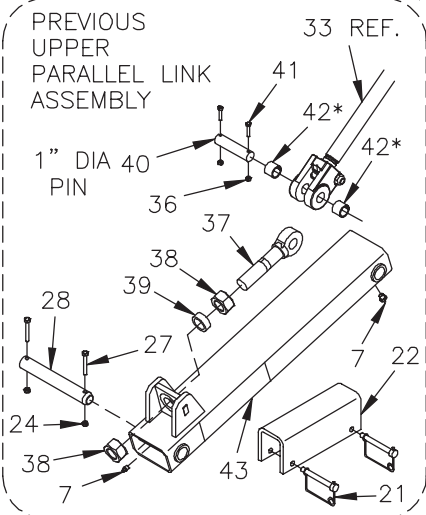
REF. NO.	PART NUMBER	DESCRIPTION	QTY.	REF. NO.	PART NUMBER	DESCRIPTION	QTY.
1	79203792	LH Auger Weldment	1	31	035-60039	Woodruff Key 3/8 x 1 1/4	2
2	79203791	RH Auger Weldment	1	32	950-003-069	Carriage Bolt 5/8-11 x 2 Gr. 5	2
3	79201802	LH Auger Cover Weldment	1	33	79202241	Bracket Weldment	2
4	79202926	Auger Cover Weldment RH Delivery	1	34	952-002-008	Flat Washer 3/4 WRT	2
5	79202772	RH Auger Cover Weldment	1	35	952-004-070	Flat Washer 5/8 Standard Hardened	A/R
6	79202924	Auger Cover Weldment LH Delivery	1	36	79202766	Idler Sprocket Assembly #60	2
7	951-001-005	Hex Nut 3/8-16	8	37	034-05172	Lock Nut 5/8-11 Gr. B	A/R
8	79203796	Auger Drive Bearing	2	38	034-05168	Lock Nut 3/8-16 Gr. B	2
9	951-005-081	Lock Nut 7/16-14	8	39	79203594	Cover	2
10	950-001-094	Hex Head Cap Screw 7/16-14 x 1 1/2 Gr. 5	8	40	950-003-054	Carriage Bolt 3/8-16 x 3/4 Gr. 5	A/R
11	710-05333	Washer 16 Ga.	A/R	41	950-003-029	Carriage Bolt 3/8-16 x 1 Gr. 5	2
12	710-05332	Washer 10 Ga.	A/R	42	720-02399	Cable Clamp 3/8	2
13	79202913	Upper Support Weldment	2	43	951-005-003	Mac Lock Nut 3/8-16	A/R
14	79202764	Shim Plate 12 Ga. Thick	A/R	44	203-51254	Elbow 45° 1/8 NPT To 1/8 NPT	2
15	79202763	Shim Plate 3/8 Thick	A/R	45	79202736	Grease Hose 15"	2
16	79202847	Lower Support Weldment	2	46	000-24063	Lock Nut	2
17	030-16132	Carriage Bolt 1/2-13 x 1 1/2 Gr. 5	12	47	950-002-009	Hex Head Flanged Whiz Lock Bolt 3/8-16 x 1	8
18	034-05170	Lock Nut 1/2-13 Gr. B	A/R	48	952-003-006	Flat Washer 3/8 Inch SAE	8
19	950-001-112	Hex Head Cap Screw 1/2-13 x 2 Gr. 5	A/R	49	79202630	#60 Roller Chain	2
20	950-001-120	Hex Head Cap Screw 1/2-13 x 1 3/4 Gr. 5	6	50	79203970	Taper Lock Sprocket 60B28	2
21	79203129	Wire Holder	1	51	79201788	Auger Door Latch	8
22	79203218	Flange Bearing 2" Shaft	4	52	951-001-007	Hex Nut 1/2-13	8
23	702-05031	Snap Ring	4	53	400-35126	Swivel Auger Door Latch	8
24	710-05321	Washer	4	54	79203786	Handle Auger Door Latch	8
25	031-06110	Hex Head Cap Screw 3/8-16 x 2 1/2 Gr. 8	2	55	950-001-089	Hex Head Cap Screw 3/8-16 x 3/4 Gr. 5	16
26	79201623	Auger Drive Sprocket Press Assembly	2	56	951-005-051	Lock Nut 3/8-16 2-Way	16
27	79201621	Sprocket Drive Arm	2	57	79203971	Taper Lock Bushing 2012	2
28	79203785	Key	2	58	71504127	Decal Warning	2
29	031-21035	Square Head Set Screw 3/8-16 x 1 3/4	2	59	031-21033	Square Head Set Screw 3/8-16 x 1 1/4	4
30	79202625	Sprocket 60B28	2				

SEC 5

FRONT LEFT CASTER WHEEL ASSEMBLY



5
S
E
R
I
E
S



SERIAL#
5630-0014-103
& LOWER

SERIAL#
5630-0015-104
& HIGHER
5630H/5630HL/5631
ALL SERIAL #'S

*CONVERTS CYLINDER CLEVIS HOLE FROM 1 1/4" DIA. TO 1" DIA.

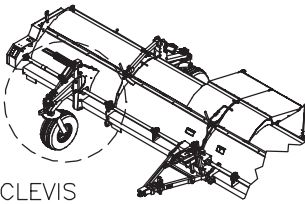
HINIKER 5600 SERIES WINDROW SHREDDER

REF. NO.	PART NUMBER	DESCRIPTION	QTY.	REF. NO.	PART NUMBER	DESCRIPTION	QTY.
1	79202854	Front Caster Frame Weldment	1	27	950-001-098	Hex Head Cap Screw 5/16-18 x 2 1/4 Gr. 5	8
2	79203690	Bearing Race	1	28	79202831	Pin	3
3	79202871	Front Mast Press Assy (Includes Item 44)	1	29	79202845	Lower Link Weldment	1
4	80305813	Large Washer	1	30	79202849	Front Wheel Mount Weldment	1
5	80305812	Belleville Washer	8	31	950-001-152	Hex Head Cap Screw 3/4-10 x 6 Gr. 5	5
6	951-001-023	Hex Nut 1-12 UNF	2	32	034-05173	Uni-Torque Lock Nut 3/4-10 Gr. B	5
7	955-001-002	Grease Fitting 1/4-28 NPT	4	33	80305383	Hydraulic Cylinder 5 x 8 (See Sec 5 Page 35)	1
8	203-50000	45° Grease Fitting 1/4-28 NPT	1	34	79203492	Extended Pin	1
9	000-20179	Bushing Machine 1 3/8 x 2 1/8 x .075	6	35	950-001-095	Hex Head Cap Screw 5/16-18 x 1 3/4 Gr. 5	4
10	80504619	Hub Assembly (Includes Items 15-18)	1	36	951-005-089	Lock Nut 1/4-20 Gr. A, 2-Way	4
11	80504668	Tire & Rim Assy 11Lx15-10 Ply (Includes Items 12-14)	1	37	850-002-503	Eye Bolt 1 1/4-7	1
12	80504669	Tire 11Lx15-10 Ply Stub Guard	1	38	951-001-022	Hex Nut 1 1/4-7	2
13	845-001-013	10LB x 15 Rim (6 Bolt)	1	39	80305808	Spacer	1
14	80504793	Tire Valve, Steel	1	40	80305689	Pin 1" Diameter	2
15	803-001-200	Bearing	2	41	031-06007	Hex Head Cap Screw 1/4-20 x 1 1/4 Gr. 5	4
16	80504620	Hub Weldment	1	42	81004351	Bushing	4
17	80504616	Spacer	1	43	850-001-285	Tape Yellow Reflector	1
18	950-011-064	Wheel Bolt 1/2-20 UNF x 1 3/4	6	44	80305814	Composite Bearing	2
19	951-005-071	Hex Jam Nut 1 3/8-12	1	45	79203402	Bottom Caster Frame Weldment	1
20	80504621	Spindle Weldment	1	46	79203234	Top Mast Press Assembly (Includes Item 44)	1
21	79202948	Tab Lock Pin 3/8 x 3	2	47	79203232	Front Caster Wheel Sub Assembly	1
22	79202747	Cylinder Stop	1	48	627275	Pivot Pin	1
23	033-11017	Flat Washer 1 1/4 Inch SAE	1	49	79203494	Cylinder Stop	1
24	951-005-064	2-Way Nut Lock 5/16-18	12	50	953-001-010	Cotter Pin 1/4 x 1 1/2	1
25	79202907	Pin	1	51	79203414	Hydraulic Control Segments	1
26	79203154	Upper Parallel Link Weldment	1				

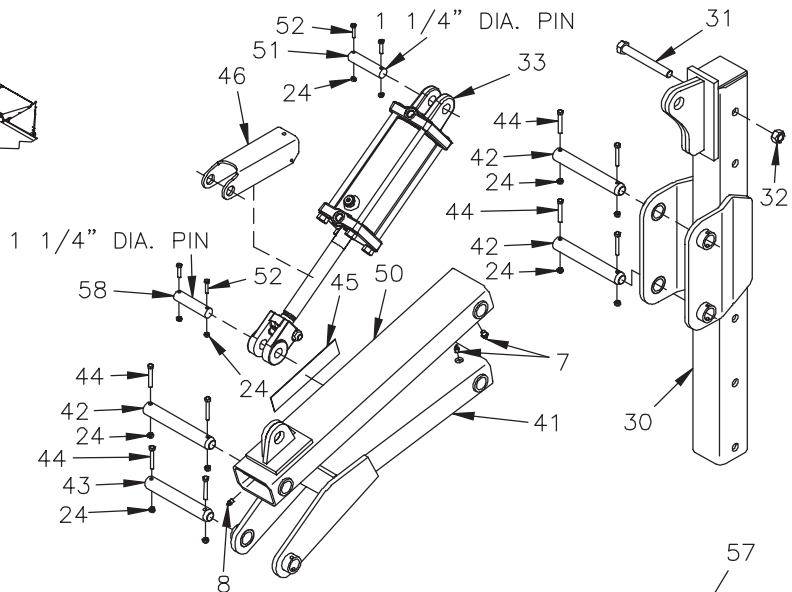
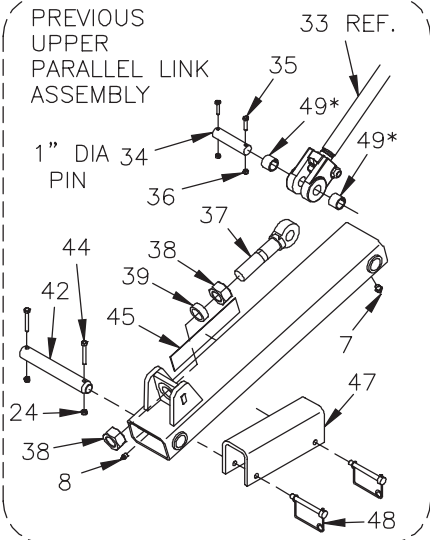
HINIKER 5600 SERIES WINDROW SHREDDER

FRONT RIGHT CASTER WHEEL ASSEMBLY

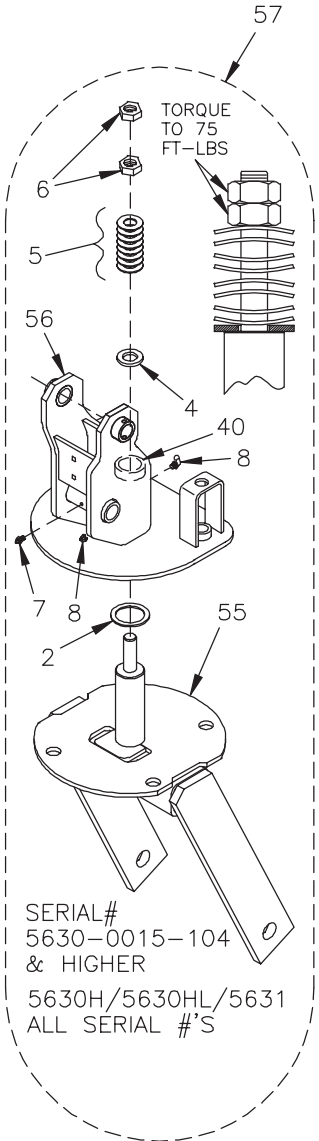
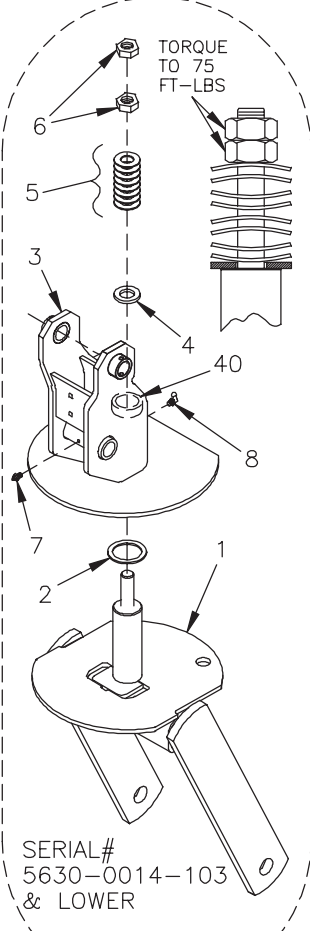
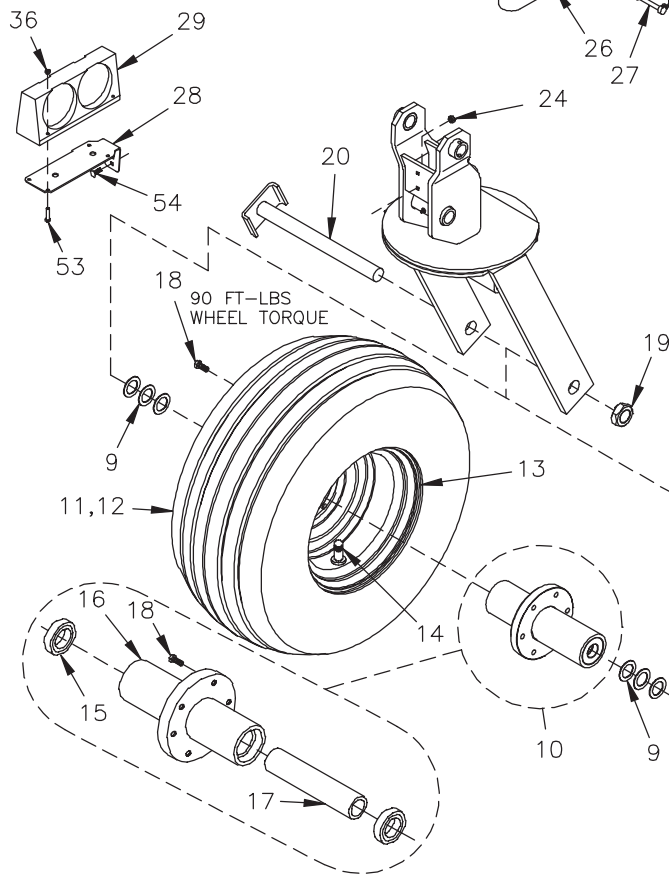
FRONT RIGHT
CASTER WHEEL



*CONVERTS CYLINDER CLEVIS
HOLE FROM 1 1/4" DIA. TO 1" DIA.



5
S
C
S



DWG. NO. 6515

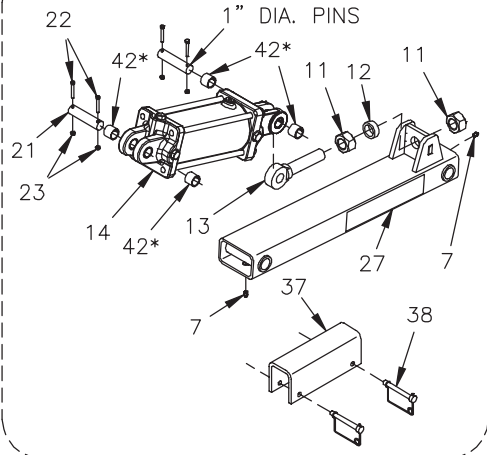
HINIKER 5600 SERIES WINDROW SHREDDER

REF. NO.	PART NUMBER	DESCRIPTION	QTY.	REF. NO.	PART NUMBER	DESCRIPTION	QTY.
1	79202854	Front Caster Frame Weldment	1	30	79202849	Front Wheel Mount Weldment	1
2	79203690	Bearing Race	1	31	950-001-152	Hex Head Cap Screw 3/4-10 x 6 Gr. 5	5
3	79202871	Front Mast Press Assembly (Includes Item 40)	1	32	034-05173	Uni-Torque Lock Nut 3/4-10 Gr. B	5
4	80305813	Large Washer	1	33	80306114	Hydraulic Cylinder 4 x 8 (See Sec 5 Page 36)	1
5	80305812	Belleville Washer	8	34	80305689	Pin 1 Inch Diameter	2
6	951-001-023	Hex Nut 1-12 UNF	2	35	031-06007	Hex Head Cap Screw 1/4-20 x 1 1/4 Gr. 5	4
7	955-001-002	Grease Fitting 1/4-28 NPT	3	36	951-005-089	2-Way Lock Nut 1/4-20 Gr. A	8
8	203-50000	45° Grease Fitting 1/4-28 NPT	2	37	850-002-503	Eye Bolt 1 1/4-7	1
9	000-20179	Bushing Machine 1 3/8 x 2 1/8 x .075	6	38	951-001-022	Hex Nut 1 1/4-7	2
10	80504619	Hub Assembly (Includes Items 15-18)	1	39	80305808	Spacer	1
11	80504668	Tire & Rim Assy 11Lx15-10 Ply (Includes Items 12-14)	1	40	80305814	Composite Bearing	2
12	80504669	Tire 11Lx15-10 Ply Stub Guard	1	41	79202845	Lower Link Weldment	1
13	845-001-013	10LB x 15 Rim (6 Bolt)	1	42	79202831	Pin	3
14	80504793	Tire Valve, Steel	1	43	79202907	Pin	1
15	803-001-200	Bearing	2	44	950-001-098	Hex Head Cap Screw 5/16-18 x 2 1/4 Gr. 5	8
16	80504620	Hub Weldment	1	45	850-001-305	Tape-Red Reflector	1
17	80504616	Spacer	1	46	79203494	Cylinder Stop	1
18	950-011-064	Wheel Bolt 1/2-20 UNF x 1 3/4	6	47	79202747	Cylinder Stop	1
19	951-005-071	Hex Jam Nut 1 3/8-12	1	48	79202948	Tab Lock Pin 3/8 x 3	2
20	80504621	Spindle Weldment	1	49	81004351	Bushing	4
21	79202838	Caster Wheel Pin	1	50	79203154	Upper Parallel Link Weldment	1
22	79202795	Bushing	1	51	79203153	Pin 1 1/4" Diameter	1
23	79202771	Compression Spring	1	52	950-001-095	Hex Head Cap Screw 5/16-18 x 1 3/4 Gr. 5	4
24	951-005-064	2-Way Nut Lock 5/16-18	15	53	031-06006	Hex Head Cap Screw 1/4-20 x 1 Gr. 5	4
25	031-06063	Hex Head Cap Screw 5/16-18 x 3 Gr. 5	1	54	030-16042	Carriage Bolt 5/16-18 x 1 Gr. 5	2
26	79202825	Latch	1	55	79203402	Bottom Caster Frame Weldment	1
27	623011	Lynch Pin 5/16 x 2 3/4	1	56	79203234	Top Mast Press Assembly (Includes Item 40)	1
28	79202725	Light Bracket	1	57	79203232	Front Caster Wheel Sub Assembly	1
29	36100001	Implement Light RH Assembly	1	58	627275	Pivot Pin	1

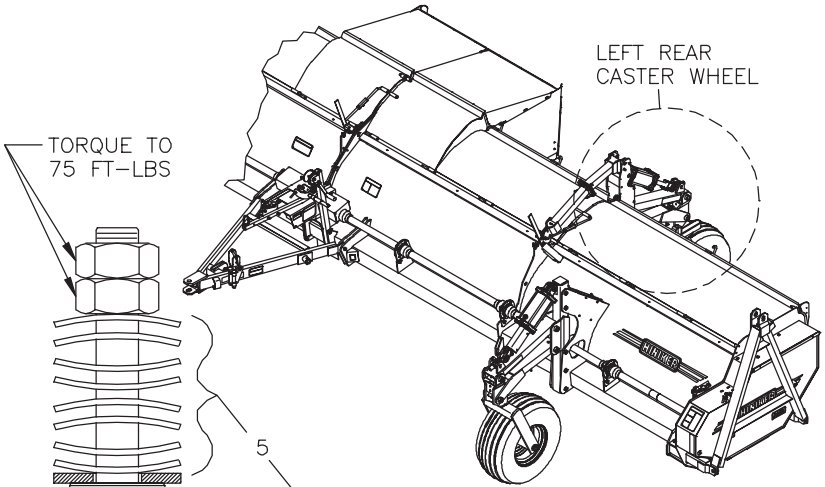
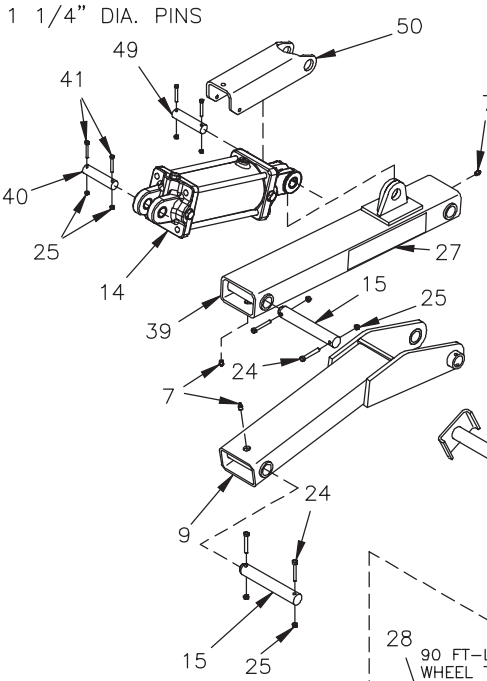
HINIKER 5600 SERIES WINDROW SHREDDER

REAR LEFT CASTER WHEEL ASSEMBLY

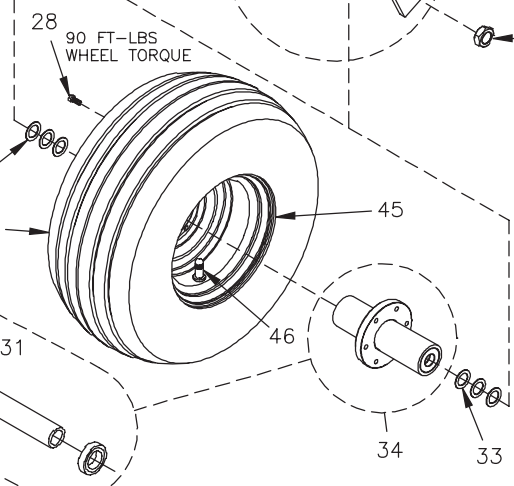
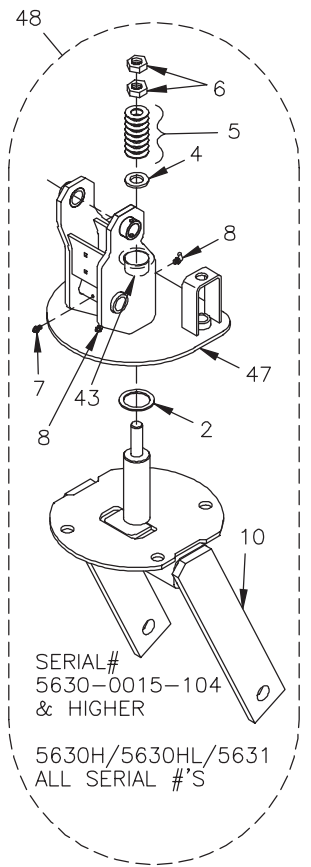
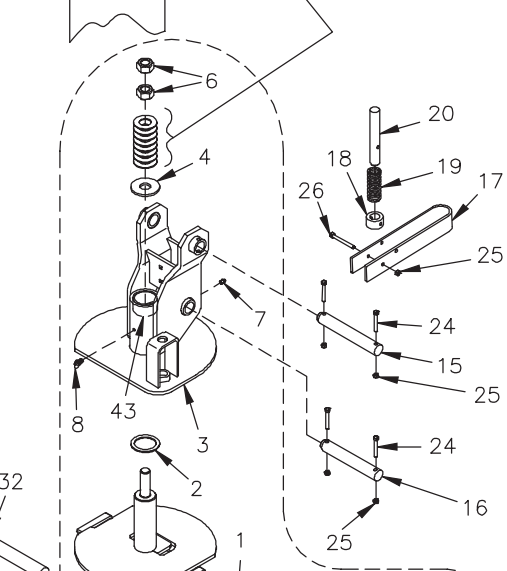
PREVIOUS UPPER PARALLEL LINK ASSY



*CONVERTS CYLINDER CLEVIS HOLE FROM 1 1/4 DIA. TO 1" DIA.



LEFT REAR CASTER WHEEL



SECTION 5

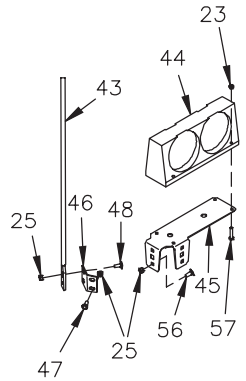
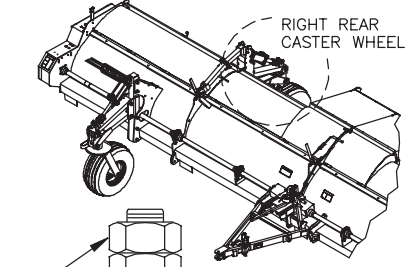
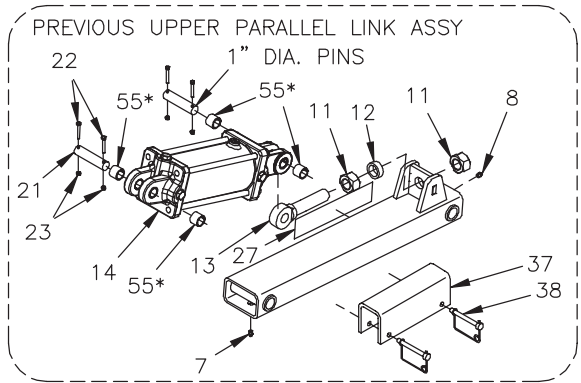
DWG. NO. 6516

HINIKER 5600 SERIES WINDROW SHREDDER

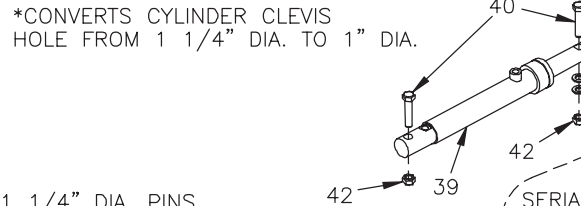
REF. NO.	PART NUMBER	DESCRIPTION	QTY.	REF. NO.	PART NUMBER	DESCRIPTION	QTY.
1	79202855	Rear Left Caster Frame Weldment	1	26	031-06063	Hex Head Cap Screw 5/16-18 x 3 Gr. 5	1
2	79203690	Bearing Race	1	27	850-001-285	Tape-Yellow Reflector	1
3	79202871	Mast Press Assembly (Includes Item 43)	1	28	950-011-064	Wheel Bolt 1/2-20 UNF x 1 3/4	6
4	80305813	Large Washer	1	29	803-001-200	Bearing	2
5	80305812	Belleville Washer	8	30	80504616	Spacer	1
6	951-001-023	Hex Nut 1-12 UNF	2	31	80504620	Hub Weldment	1
7	955-001-002	Grease Fitting 1/4-28 NPT	4	32	80504621	Spindle Weldment	1
8	203-50000	45° Grease Fitting 1/4-28 NPT	1	33	000-20179	Bushing Machine 1 13/32 x 2 1/8 x .075	6
9	79202845	Lower Link Weldment	1	34	80504619	Hub Assembly (Includes Items 28-31)	1
10	79203402	Bottom Caster Frame Weldment	1	35	80504668	Tire & Rim Assy 11Lx15 10 Ply (Includes Items 44-46)	1
11	951-001-022	Hex Nut 1 1/4-7	2	36	951-005-071	Hex Jam Nut 1 3/8-12	1
12	80305808	Spacer	1	37	79202747	Cylinder Stop	1
13	850-002-503	Eye Bolt 1 1/4-7	1	38	79202948	Tab Lock Pin 3/8 x 3	2
14	80305385	4 3/4 x 8 Cylinder (See Sec 5 Page 35)	1	39	79203154	Upper Parallel Link Weldment	1
15	79202831	Pin	3	40	79203153	Cylinder Pin 1 1/4" Diameter	1
16	79202907	Pin	1	41	950-001-095	Hex Head Cap Screw 5/16-18 x 1 3/4 Gr. 5	4
17	79202825	Latch	1	42	81004351	Bushing	4
18	79202795	Bushing	1	43	80305814	Composite Bearing	2
19	79202771	Compression Spring	1	44	80504669	Tire 11Lx15-10 Ply Stubble Guard	1
20	79202838	Caster Wheel Pin	1	45	845-001-013	10Lb x 15 Rim (6 Bolt)	1
21	80305689	Pin 1" Diameter	2	46	80504793	Tire Valve, Steel	1
22	031-06007	Hex Head Cap Screw 1/4-20 x 1 1/4 Gr. 5	4	47	79203234	Top Mast Press Assembly (Includes Item 43)	1
23	951-005-089	2-Way Lock Nut 1/4-20	4	48	79203232	Caster Wheel Assembly	1
24	950-001-098	Hex Head Cap Screw 5/16-18 x 2 1/4 Gr. 5	8	49	627275	Pivot Pin	1
25	951-005-064	2-Way Lock Nut 5/16-18	13	50	79203494	Cylinder Stop	1

HINIKER 5600 SERIES WINDROW SHREDDER

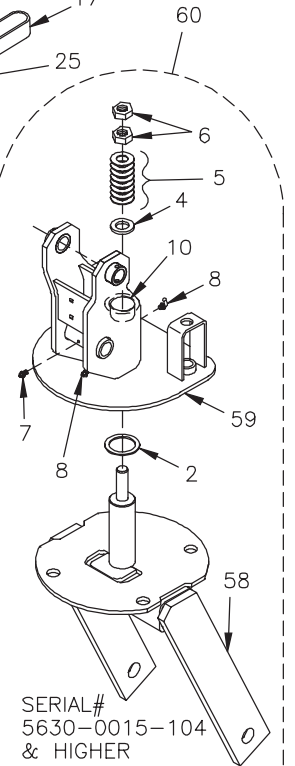
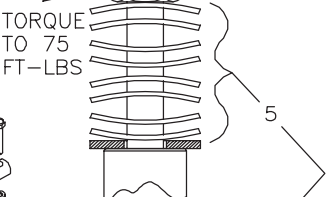
REAR RIGHT CASTER WHEEL ASSEMBLY



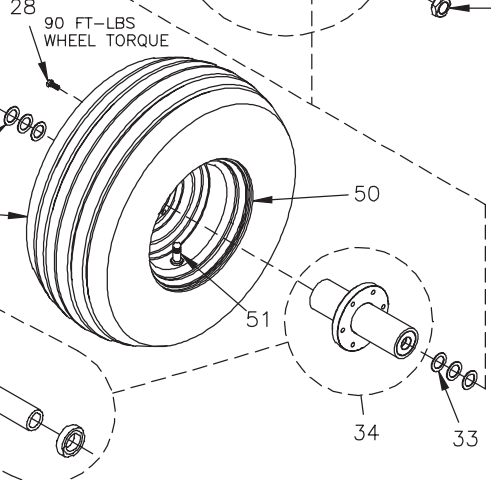
*CONVERTS CYLINDER CLEVIS HOLE FROM 1 1/4" DIA. TO 1" DIA.



SERIAL# 5630-0014-103 & LOWER



SERIAL# 5630-0015-104 & HIGHER
5630H/5630HL/5631
ALL SERIAL #'S

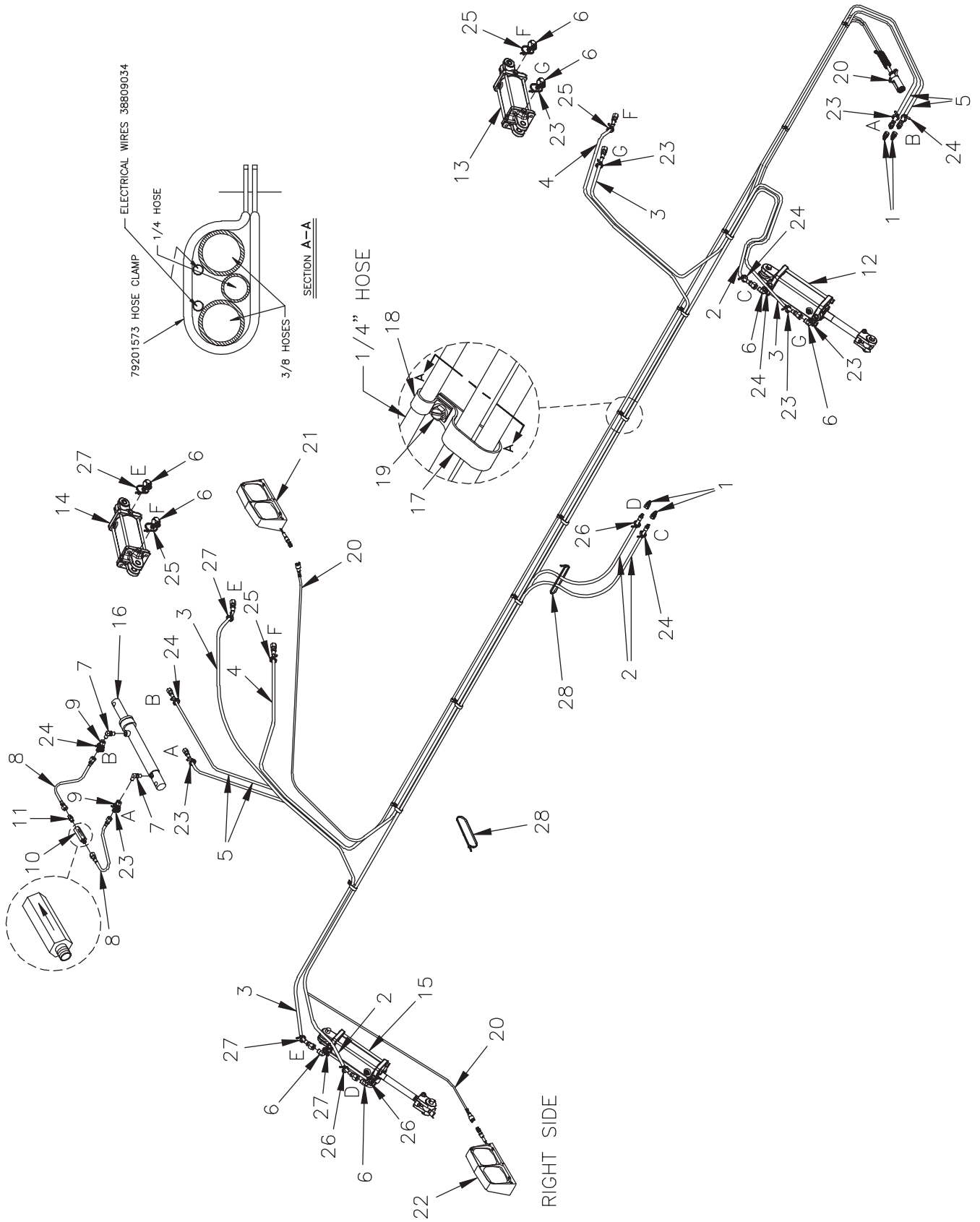


5

HINIKER 5600 SERIES WINDROW SHREDDER

REF. NO.	PART NUMBER	DESCRIPTION	QTY.	REF. NO.	PART NUMBER	DESCRIPTION	QTY.
1	79202873	Rear Right Caster Frame Weldment	1	32	80504621	Spindle Weldment	1
2	79203690	Bearing Race	1	33	000-20179	Bushing Machine 1 13/32 x 2 1/8 x .075	6
3	79202856	Rear Right Mast Press Assembly (Includes Item 10)	1	34	80504619	Hub Assembly (Includes Items 28-31)	1
4	80305813	Large Washer	1	35	80504668	Tire & Rim Assy 11Lx15 10 Ply (Includes Items 49-51)	1
5	80305812	Belleville Washer	8	36	951-005-071	Hex Jam Nut 1 3/8-12	1
6	951-001-023	Hex Nut 1-12 UNF	2	37	79202747	Cylinder Stop	1
7	955-001-002	Grease Fitting 1/4-28 NPT	3	38	79202948	Tab Lock Pin 3/8 x 3	2
8	203-50000	45° Grease Fitting 1/4-28 NPT	2	39	25012046	1 3/4 x 10 DA Cylinder (See Sec 5 Page 37)	1
9	79202845	Lower Link Weldment	1	40	950-001-174	Hex Head Cap Screw 3/4-10 x 3 1/2 Gr. 5	2
10	80305814	Composite Bearing	2	41	952-002-008	Flat Washer 3/4 Wrt	2
11	951-001-022	Hex Nut 1 1/4-7	2	42	034-05173	Uni-Torque Lock Nut 3/4-10 Gr. B	2
12	80305808	Spacer	1	43	25010118	Blade Guide Red	1
13	850-002-503	Eye Bolt 1 1/4-7	1	44	36100000	Light, Implement, LH Assembly	1
14	80305384	4 1/2 x 8 Cylinder (See Sec 5 Page 36)	1	45	79202725	Light Bracket	1
15	79202831	Pin	3	46	79203026	Marker Bracket	1
16	79202907	Pin	1	47	950-001-113	Hex Head Cap Screw 5/16-18 x 3/4 Gr. 5	2
17	79202825	Latch	1	48	030-16041	Carriage Bolt 5/16-18 x 3/4 Gr. 5	2
18	79202795	Bushing	1	49	80504669	Tire 11Lx15-10 Ply Stubble Guard	1
19	79202771	Compression Spring	1	50	845-001-013	10Lb x 15 Rim (6 Bolt)	1
20	79202838	Caster Wheel Pin	1	51	80504793	Tire Valve, Steel	1
21	80305689	Pin 1 " Diameter	2	52	79203154	Upper Parallel Link Weldment	1
22	031-06007	Hex Head Cap Screw 1/4-20 x 1 1/4 Gr. 5	4	53	79203153	Cylinder Pin 1 1/4" Diameter	1
23	951-005-089	2-Way Lock Nut 1/4-20	8	54	950-001-095	Hex Head Cap Screw 5/16-18 x 1 3/4 Gr. 5	4
24	950-001-098	Hex Head Cap Screw 5/16-18 x 2 1/4 Gr. 5	8	55	81004351	Bushing	4
25	951-005-064	2-Way Lock Nut 5/16-18	19	56	030-16042	Carriage Bolt 5/16-18 x 1 Gr. 5	2
26	031-06063	Hex Head Cap Screw 5/16-18 x 3 Gr. 5	1	57	031-06006	Hex Head Cap Screw 1/4-20 x 1 Gr. 5	4
27	850-001-305	Tape-Red Reflector	1	58	79203402	Bottom Caster Frame Weldment	1
28	950-011-064	Wheel Bolt 1/2-20 UNF x 1 3/4	6	59	79203234	Top Mast Press Assembly (Includes Item 10)	1
29	803-001-200	Bearing	2	60	79203232	Caster Wheel Sub Assembly	1
30	80504616	Spacer	1	61	627275	Pivot Pin	1
31	80504620	Hub Weldment	1	62	79203494	Cylinder Stop	1

HYDRAULIC/ELECTRICAL OVERVIEW
SERIAL# 5630-0001-100 TO 5630-0014-103



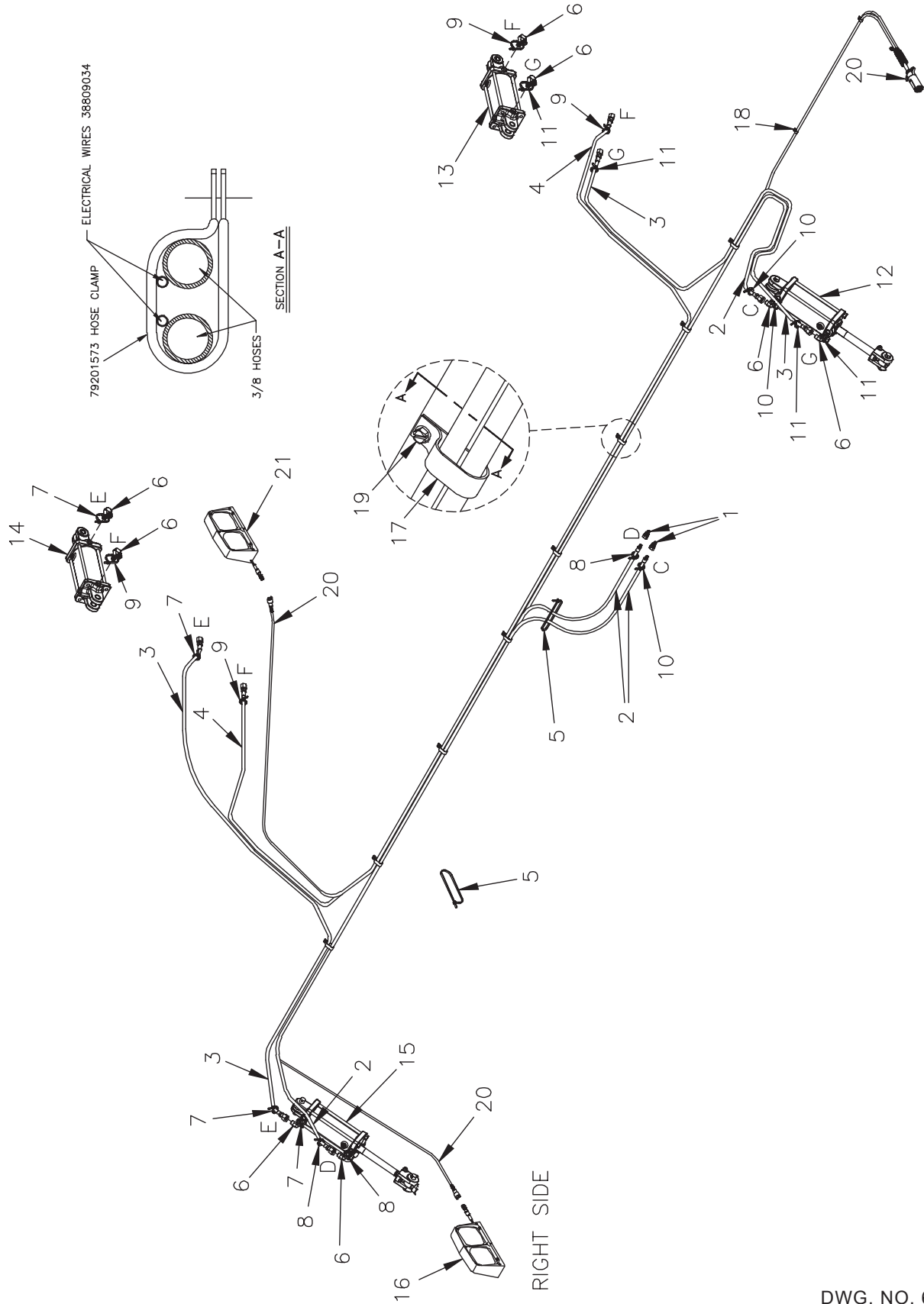
DWG. NO. 6522



HINIKER 5600 SERIES WINDROW SHREDDER

REF. NO.	PART NUMBER	DESCRIPTION	QTY.	REF. NO.	PART NUMBER	DESCRIPTION	QTY.
1	956-008-036	Connector ISO Male Hydraulic 3/4 ORB	4	15	80306114	Hydraulic Cylinder 4 x 8 (See Sec 5 Page 36)	1
2	957-028-003	Hose Assembly 3/8 x 318"	2	16	25012046	DA Cylinder 1 3/4 x 10 (See Sec 5 Page 37)	1
3	957-001-029	Hose Assembly 3/8 x 156"	2	17	79201573	Hose Clamp	8
4	957-001-092	Hose Assembly 3/8 x 324"	1	18	79202367	Hose Clamp	11
5	957-029-002	Hose Assy 1/4 x 468"	2	19	950-005-043	Hex Washer Head Self Tapping Screw 1/4-20 x 3/4	10
6	956-005-001	90° Elbow Fitting	8	20	38809034	Lighting Harness 30' Windrow	1
7	956-005-025	90° Straight Thread Restrictor 9/16 x 9/16	2	21	36100000	Implement Light LH Assembly	1
8	957-022-010	Hose Assembly 1/4 x 18"	2	22	36100001	Implement Light RH Assembly	1
9	956-007-010	Tee Fitting	2	23	921-001-487	Red Cable Tie	7
10	79202946	Pressure Reducing Valve	1	24	921-001-488	Yellow Cable Tie	6
11	206-01024	37° Flare ORB	1	25	921-001-489	Blue Cable Tie	4
12	80305383	Cylinder 5 x 8 (See Sec 5 Page 35)	1	26	921-001-490	Green Cable Tie	3
13	80305385	Cylinder 4 3/4 x 8 (See Sec 5 Page 35)	1	27	921-001-491	Gray Cable Tie	4
14	80305384	Cylinder 4 1/2 x 8 (See Sec 5 Page 36)	1	28	921-001-144	14" Plastic Cable Tie	A/R

HYDRAULIC/ELECTRICAL OVERVIEW
 SERIAL# 5630-0015-104 AND HIGHER
 5630H/5630HL/5631 (ALL MACHINES)



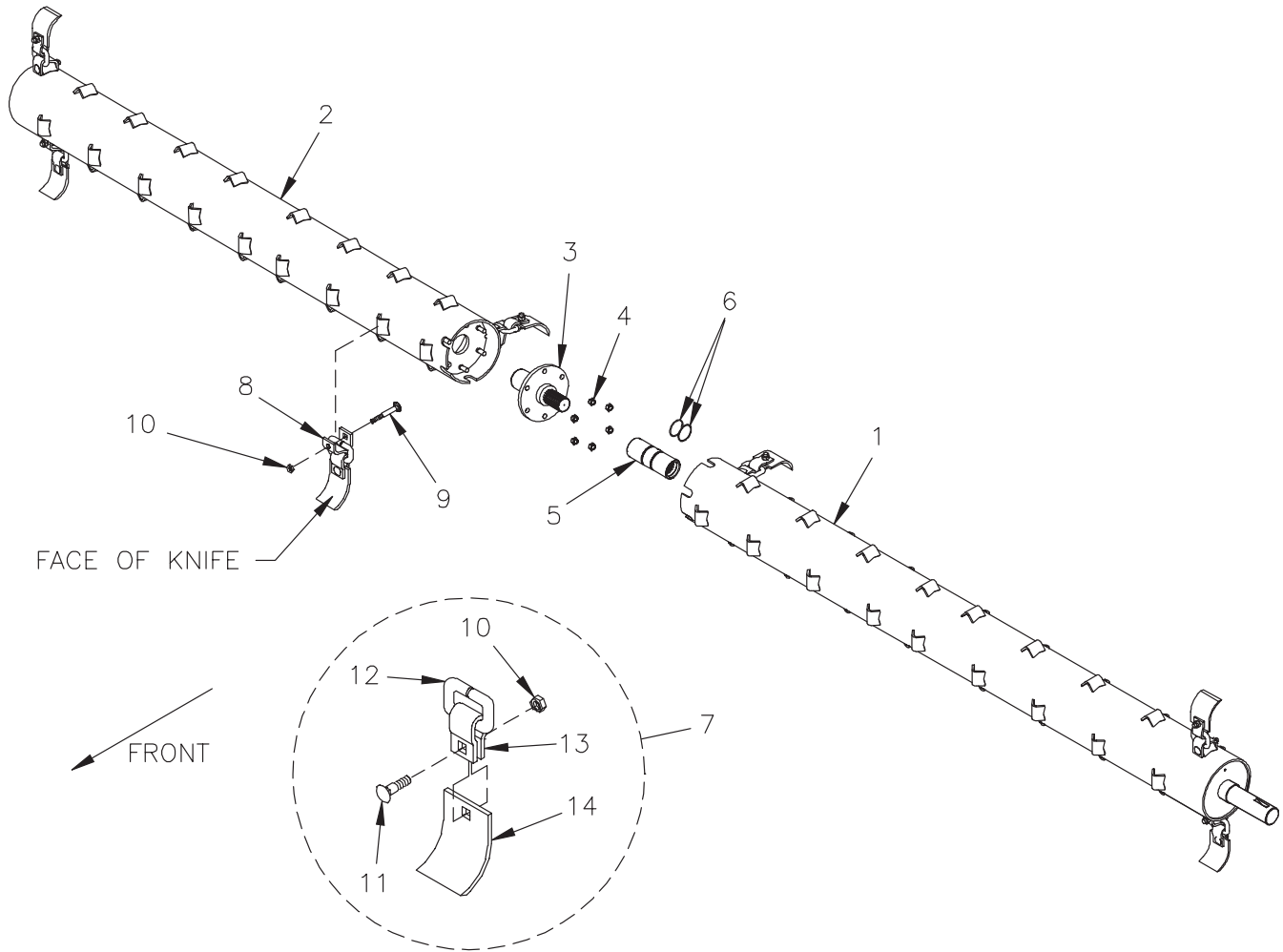
DWG. NO. 6765

HINIKER 5600 SERIES WINDROW SHREDDER

REF. NO.	PART NUMBER	DESCRIPTION	QTY.	REF. NO.	PART NUMBER	DESCRIPTION	QTY.
1	956-008-036	Connector ISO Male Hydraulic 3/4 ORB	2	12	80305383	5 x 8 Cylinder (See Sec 5 Page 35)	1
2	957-028-003	Hose Assembly 3/8 x 318"	2	13	80305385	4 3/4 x 8 Cylinder (See Sec 5 Page 35)	1
3	957-001-029	Hose Assembly 3/8 x 156"	2	14	80305384	4 1/2 x 8 Cylinder (See Sec 5 Page 36)	1
4	957-001-092	Hose Assembly 3/8 x 324"	1	15	80306114	4 x 8 Hydraulic Cylinder (See Sec 5 Page 36)	1
5	921-001-144	14" Plastic Cable Tie	A/R	16	36100001	Light, Implement, RH Assembly	1
6	956-005-001	Fitting Elbow 90°	8	17	79201573	Hose Clamp	14
7	921-001-491	Gray Cable Tie	4	18	79202367	Hose Clamp	3
8	921-001-490	Green Cable Tie	3	19	950-005-043	Self Tapping Screw 1/4-20 x 3/4 Hex W Head	17
9	921-001-489	Blue Cable Tie	4	20	38809034	Harness Lighting 30' Windrow	1
10	921-001-488	Yellow Cable Tie	6	21	36100000	Light, Implement, LH Assembly	1
11	921-001-487	Red Cable Tie	7				

**SEC
5**

LH CUP KNIFE ASSEMBLY



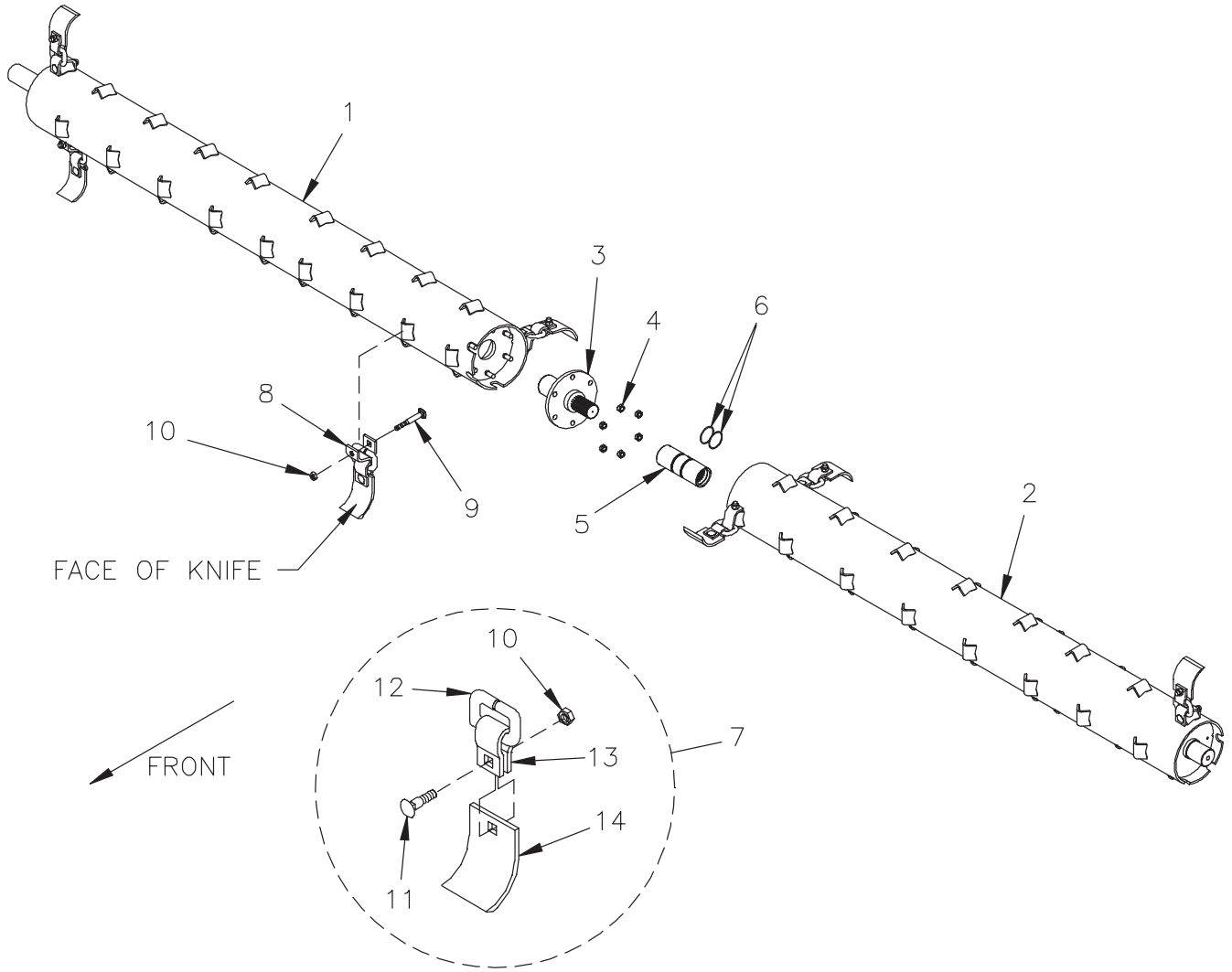
DWG. NO. 6513

REF. NO.	PART NUMBER	DESCRIPTION	QTY.	REF. NO.	PART NUMBER	DESCRIPTION	QTY.
1	79203199	LH Outer Rotor Assembly	1	79203811	3" Cup Knife Assy Hard Surface (Includes Items 10-14)	72	
	79203359	LH Outer Rotor Assembly Hard Surfaced Knives	1	8	000-65141	Knife Pivot	72
2	79202896	LH Inner Rotor Assembly	1	9	030-16139	Carriage Bolt 1/2-13 x 3 1/4	72
	79203360	LH Inner Rotor Assembly Hard Surfaced Knives	1	10	034-05170	Lock Nut Stover 1/2-13	144
3	79202889	Rotor Shaft Weldment	2	11	030-16132	Carriage Bolt 1/2-13 x 1 1/2 Gr. 5	72
4	951-003-004	Nut-Nylon Insert 1/2-20	12	12	79203809	Square Ring	72
5	79202868	Coupler, Case Hardened	1	13	000-65227	Knife Hanger	72
6	394-002-115	O-Ring #139-70 Buna-N	2	14	79201431	3" Cup Knife	72
7	79203812	3" Cup Knife Assembly (Includes Items 10-14)	72		79203349	3" Cup Knife Hard Surface	72

SECTION 5

RH CUP KNIFE ASSEMBLY

SEC 5

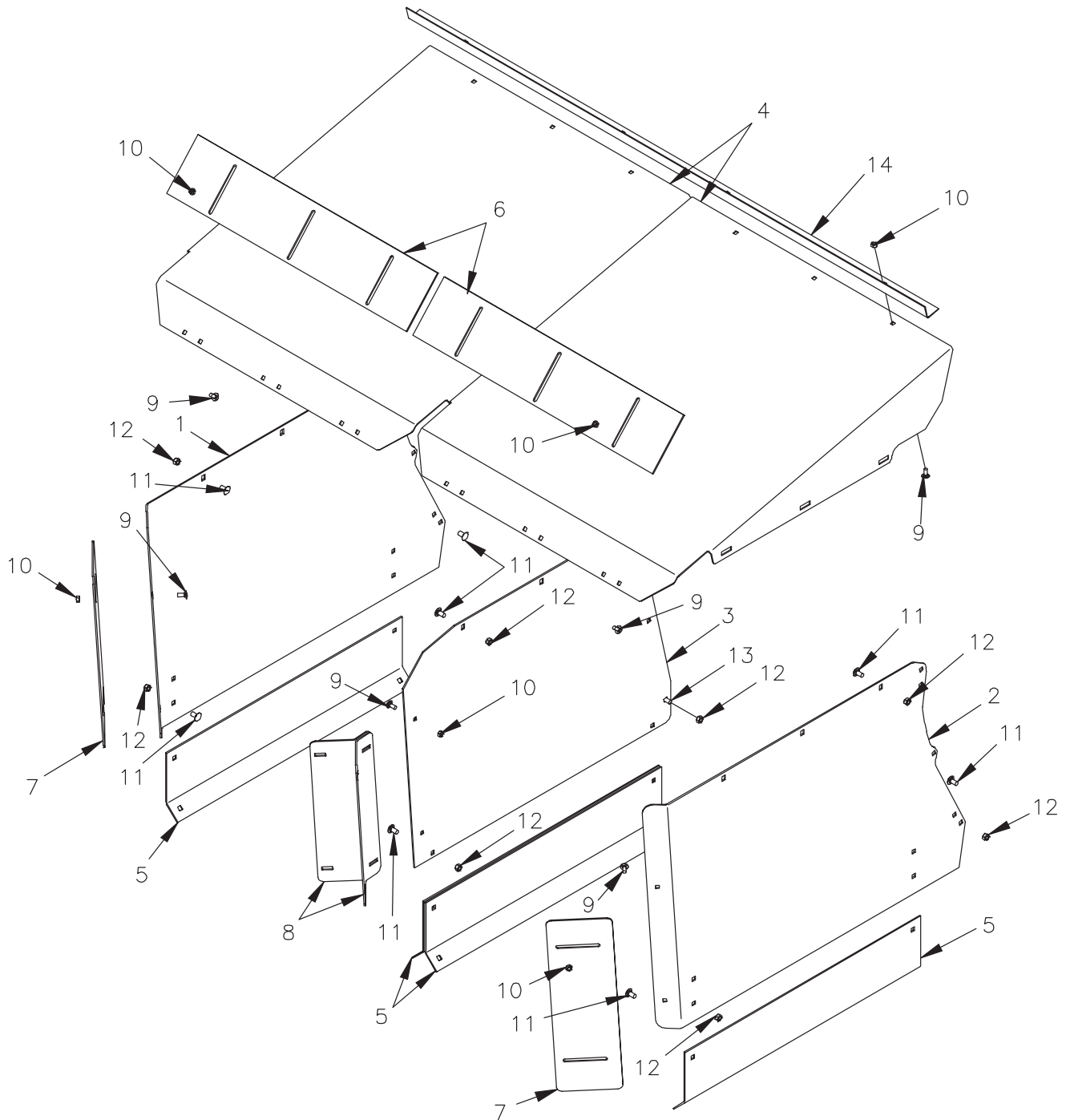


DWG. NO. 6511

REF. NO.	PART NUMBER	DESCRIPTION	QTY.	REF. NO.	PART NUMBER	DESCRIPTION	QTY.
1	79203200	RH Outer Rotor Assembly	1	79203811	3" Cup Knife Assy Hard Surface (Includes Items 10-14)	72	
	79203357	RH Outer Rotor Assembly Hard Surfaced Knives	1	8	000-65141	Knife Pivot	72
2	79202899	RH Inner Rotor Assembly	1	9	030-16139	Carriage Bolt 1/2-13 x 3 1/4	72
	79203358	RH Inner Rotor Assembly Hard Surfaced Knives	1	10	034-05170	Lock Nut Stover 1/2-13	144
3	79202889	Rotor Shaft Weldment	2	11	030-16132	Carriage Bolt 1/2-13 x 1 1/2 Gr. 5	72
4	951-003-004	Lock Nut-Nylon Insert 1/2-20	12	12	79203809	Square Ring	72
5	79202868	Coupler, Case Hardened	1	13	000-65227	Knife Hanger	72
6	394-002-115	O-Ring #139-70 Buna-N	2	14	79201431	3" Cup Knife	72
7	79203812	3" Cup Knife Assembly (Includes Items 10-14)	72	79203349	3" Cup Knife Hard Surface	72	

HINIKER 5600 SERIES WINDROW SHREDDER

WINDROW PACKAGE

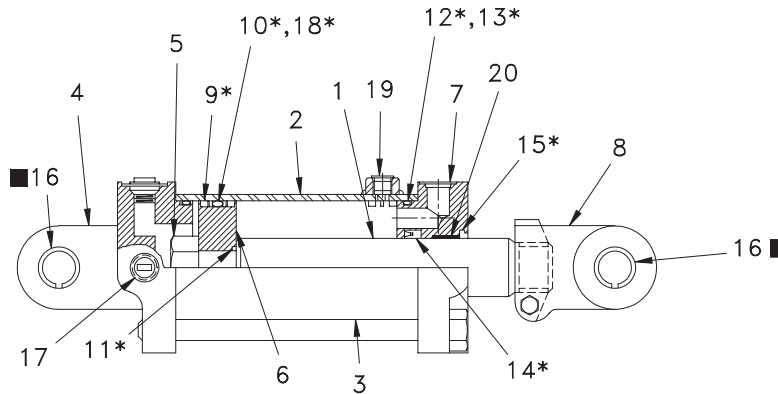


DWG. NO. 6509

REF. NO.	PART NUMBER	DESCRIPTION	QTY.	REF. NO.	PART NUMBER	DESCRIPTION	QTY.
1	79202941	LH Deflector	1	8	79202844	Center Deflector	2
2	79202942	RH Deflector	1	9	030-16041	Carriage Bolt 5/16-18 x 3/4 Gr. 5	16
3	79202947	Center Deflector	1	10	951-005-036	Mac Lock Nut 5/16-18	16
4	79202664	Top Cover	2	11	950-003-054	Carriage Bolt 3/8-16 x 3/4 Gr. 5 Short Shank	25
5	79201490	RH Lower Deflector	4	12	951-005-003	Mac Lock Nut 3/8-16	28
6	79202271	Top Adjustable Deflector	2	13	950-003-029	Carriage Bolt 3/8-16 x 1 Gr. 5	3
7	79202270	RH Rear Adjustable Deflector	2	14	79203070	Angled Reinforcement	1

SECTION 5

5 X 8 CYLINDER



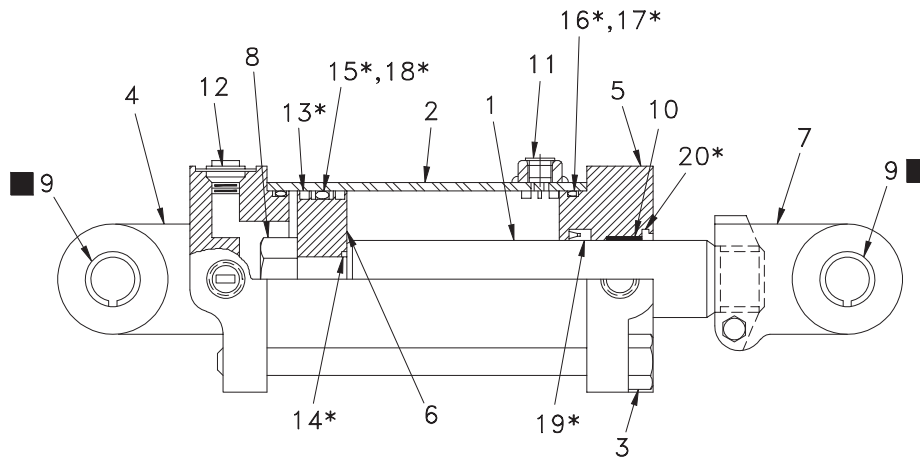
■ Use Item 16 To Convert From 1 1/4" Diameter Hole To 1" Diameter Hole.

DWG. NO. 3644A

REF. NO.	PART NUMBER	DESCRIPTION	QTY.	REF. NO.	PART NUMBER	DESCRIPTION	QTY.
1	80305480	Piston Rod	1	12		O-Ring	2
2	80305481	Tube Assembly	1	13		B/U Washer	2
3	80306225	Tierod Assembly	4	14		U-Cup	1
4	80306049	Butt	1	15		Wiper	1
5	85501744	Lock Nut	1	16	81004351	Bushing	4
6	80306465	Piston	1	17	81004514	Port Plug	3
7	80305486	Gland	1	18		Teflon Seal	1
8	80306460	Clevis Assembly	1	19	85501740	ORB Plug	1
9		Bearing Ring	2	20	80305499	Bushing	1
10		O-Ring	1		80305569	*Seal Kit (Includes Items 9, 10, 11, 12, 13, 14, 15 & 18)	0
11		O-Ring	1		80305383	Complete 5 x 8 Cylinder Assembly. BM-0465	

S E C 5

4 3/4 X 8 CYLINDER



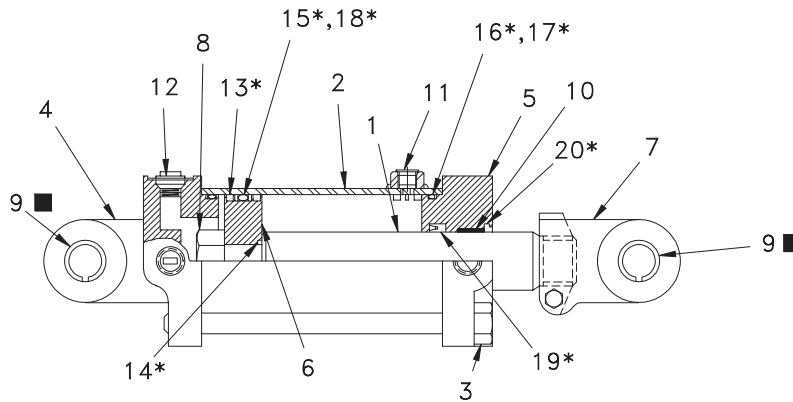
■ Use Item 9 To Convert From 1 1/4" Diameter Hole To 1" Diameter Hole.

DWG. NO. 3661A

REF. NO.	PART NUMBER	DESCRIPTION	QTY.	REF. NO.	PART NUMBER	DESCRIPTION	QTY.
1	80305480	Piston Rod	1	12	81004514	Port Plug	3
2	80305522	Tube Assembly	1	13		Bearing Ring	2
3	80306225	Tierod Assembly	4	14		O-Ring	1
4	80306050	Butt	1	15		O-Ring	1
5	80305525	Gland Assembly	1	16		O-Ring	2
6	80306463	Piston	1	17		BU-Washer	2
7	80306460	Clevis Assembly	1	18		Teflon Seal	1
8	85501744	Locknut 1-1/8 12	1	19		U-Cup	1
9	81004351	Bushing	4	20		Wiper	1
10	80305499	Bushing	1		80305570	*Seal Kit (Includes Items 13-20)	1
11	85501740	Port Plug	1		80305385	Complete 4 3/4 x 8 Cylinder Assembly BM-0234	

HINIKER 5600 SERIES WINDROW SHREDDER

4 1/2 X 8 CYLINDER

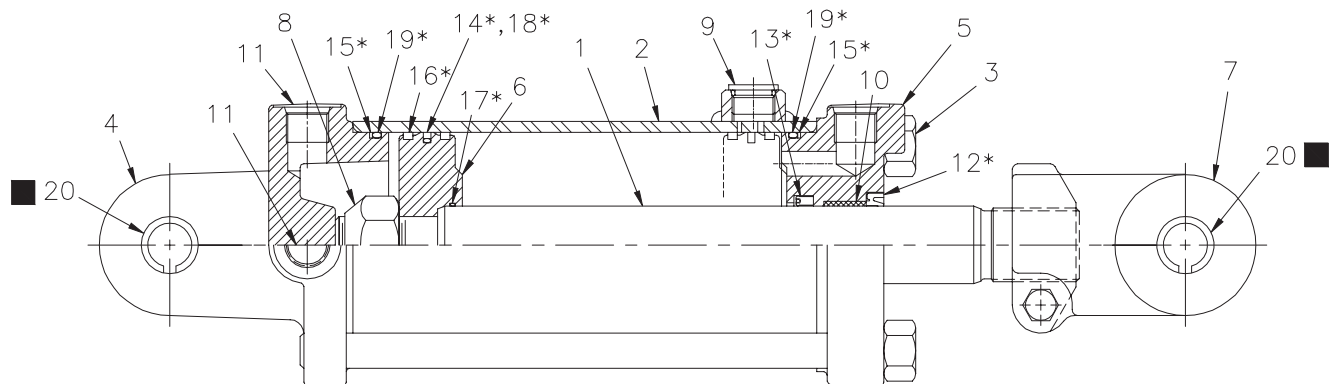


■ Use Item 9 To Convert From 1 1/4" Diameter Hole To 1" Diameter Hole.

DWG. NO. 3645A

REF. NO.	PART NUMBER	DESCRIPTION	QTY.	REF. NO.	PART NUMBER	DESCRIPTION	QTY.
1	80305500	Piston Rod	1	12	81004514	Port Plug	3
2	80305501	Tube Assembly	1	13		Bearing Ring	2
3	80306225	Tierod Assembly	4	14		O-Ring	1
4	80305774	Butt	1	15		O-Ring	1
5	85501731	Gland Assembly	1	16		O-Ring	2
6	80306461	Piston	1	17		Bu-Washer	2
7	80306460	Clevis Assembly	1	18		Teflon Seal	1
8	85501744	Locknut 1-1/8 12	1	19		U-Cup	1
9	81004351	Bushing	4	20		Wiper	1
10	85501743	DU-Bushing	1		80305571	*Seal Kit (Includes Items 13-20)	0
11	85501740	Port Plug	1		80305384	Complete 4 1/2 x 8 Cylinder Assembly Bm-0233	

4 X 8 CYLINDER

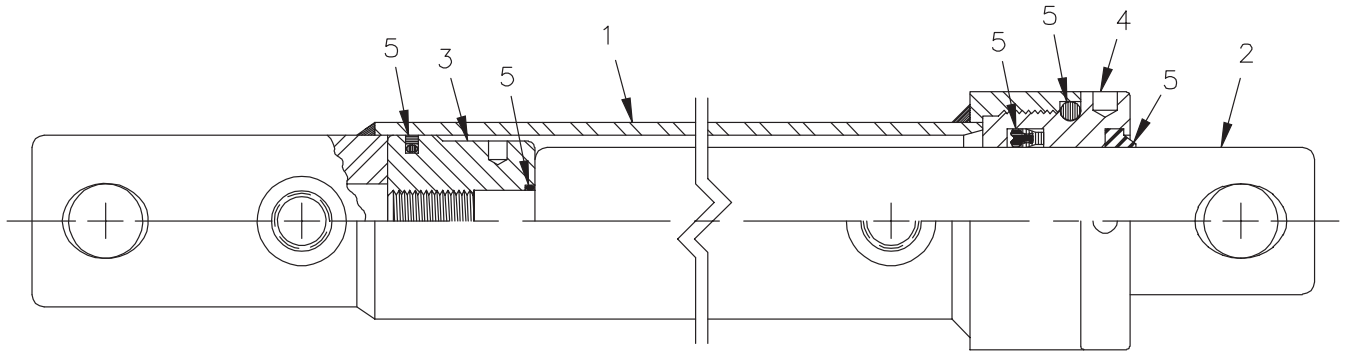


■ Use Item 20 To Convert From 1 1/4" Diameter Hole To 1" Diameter Hole.

DWG. NO. 5180A

REF. NO.	PART NUMBER	DESCRIPTION	QTY.	REF. NO.	PART NUMBER	DESCRIPTION	QTY.
1	80306188	Piston Rod	1	12		Wiper	1
2	80306189	Tube Assembly	1	13		U-Cup	1
3	850-002-683	Tierod Assembly	4	14		Teflon Seal	1
4	80306458	Butt	1	15		Backup Washer	2
5	85501729	Gland	1	16		Bearing Ring	2
6	80306457	Piston	1	17		O-Ring	1
7	85501818	Clevis Assembly	1	18		O-Ring	1
8	81004511	Locknut 1-14	1	19		O-Ring	2
9	85501740	Plug	1	20	81004351	Bushing	
10	85501742	Bushing	1		80306190	*Packing Kit (Includes Items 12-19)	
11	81004514	Port Plug 3/4-16	3		80306114	Complete 4 x 8 Cylinder Assembly BM-0464	

1 3/4 X 10 HYDRAULIC CYLINDER



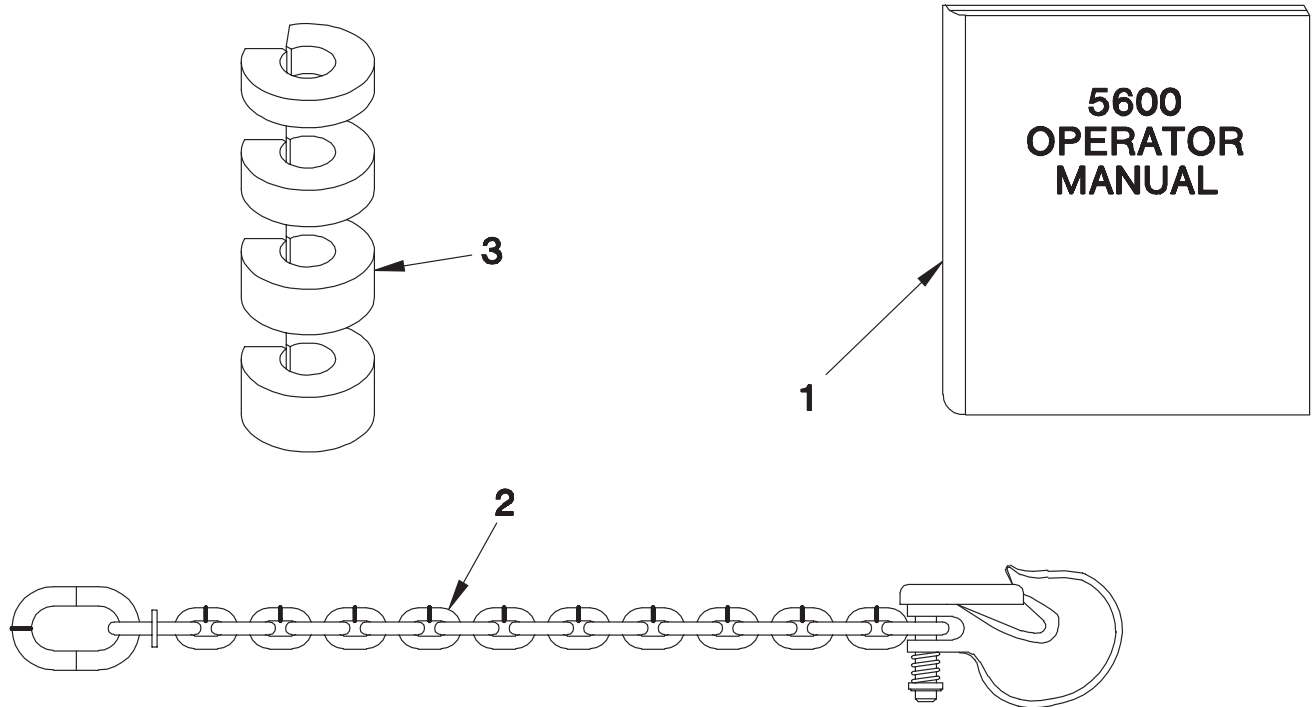
25012046 Hydraulic Cylinder

DWG. NO. 5878

REF. NO.	PART NUMBER	DESCRIPTION	QTY.	REF. NO.	PART NUMBER	DESCRIPTION	QTY.
1	25012055	Body Assembly	1	4	25012052	Rod Gland	1
2	25012054	Rod	1	5	25012088	Seal Kit	1
3	25012053	Piston	1		25012046	1 3/4 x 10 DA Cylinder	1

SECTION 5

OPERATOR MANUAL AND ACCESSORIES

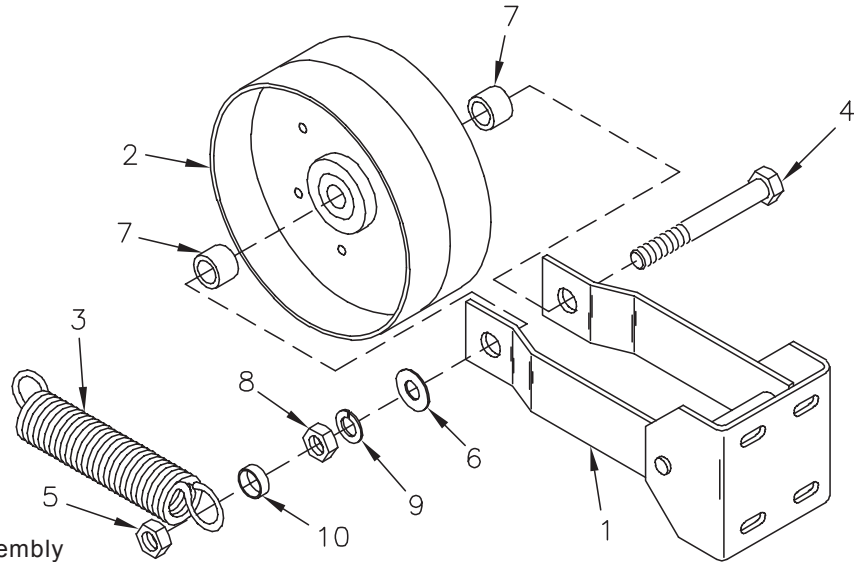


DWG. NO. 2520

REF. NO.	PART NUMBER	DESCRIPTION	QTY.	REF. NO.	PART NUMBER	DESCRIPTION	QTY.
1	79202950	5630 Operator Manual	1	3	79203414	Hydraulic Cylinder Stop Set	1
2	85501539	Safety Chain 10,000 Lbs.	1				

HINIKER 5600 SERIES WINDROW SHREDDER

IDLER ASSEMBLY



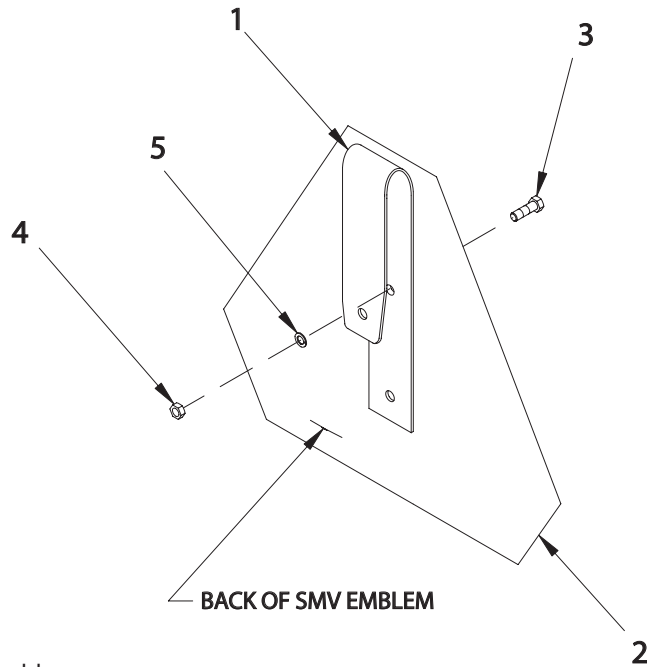
79200956 Idler Assembly

DWG. NO. 2514

REF. NO.	PART NUMBER	DESCRIPTION	QTY.	REF. NO.	PART NUMBER	DESCRIPTION	QTY.
1	79200955	Idler Weldment	1	7	400-10466	Spacer	2
2	51599031	8" Idler Pulley	1	8	951-001-009	Hex Nut 3/4-10	1
3	725-03047	Extension Spring	1	9	952-001-006	Lock Washer 3/4 Inch	1
4	031-06365	Hex Head Cap Screw 3/4 -10 x 5 Gr. 5	1	10	79202310	Spacer 5/16 x 3/4 Conduit	1
5	951-005-037	Lock Nut 3/4-10 2-Way	1		79200956	Complete Idler Assembly	
6	033-12013	Flat Washer 3/4 Inch	1				

5 CSES

SMV SIGN ASSEMBLY



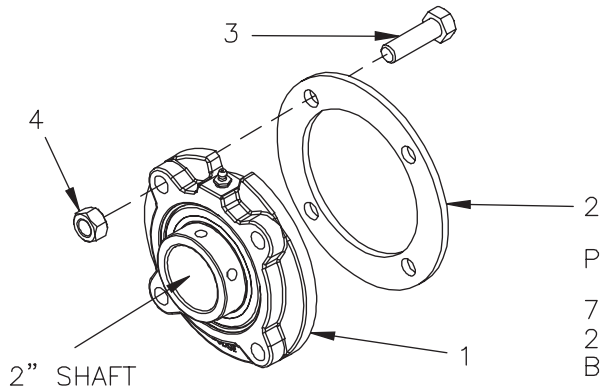
79201550 SMV Mount Assembly

DWG. NO. 2988

REF. NO.	PART NUMBER	DESCRIPTION	QTY.	REF. NO.	PART NUMBER	DESCRIPTION	QTY.
1	79201549	Mount	1	4	951-001-002	Hex Nut #10 - 24	2
2	850-001-354	SMV Emblem	1	5	033-22007	Lock Washer #10	2
3	031-10599	Machine Screw #10-24 x 1/2 Slotted Round Head	2		79201550	Complete SMV Sign Assembly	

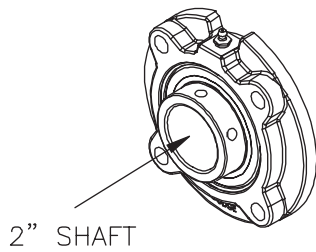
HINIKER 5600 SERIES WINDROW SHREDDER

ROTOR/AUGER CAST BEARING ASSEMBLY

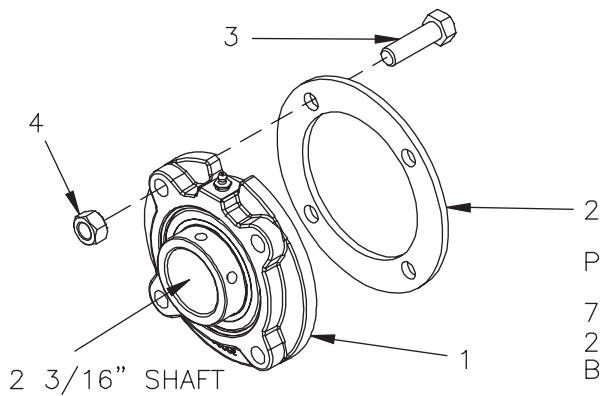


REF. NO.	PART NUMBER	DESCRIPTION	QTY
1	79203218	FLANGE BEARING 2"	1
2	79203336	SPACER PLATE	1
3	950-001-159	HEX HEAD CAP SCREW 1/2-13 X 2 1/2 GR. 5	4
4	034-05170	LOCK NUT 1/2-13	4

PART#	SERIAL#
79203243	5610-0409-101 & LOWER
2" SHAFT	5620-0140-100 & LOWER
BEARING KIT	5630-0014-103 & LOWER

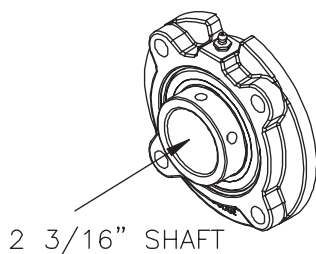


PART#	SERIAL#
79203218	5610-0410-102 & HIGHER
2" SHAFT	5610L ALL MACHINES
	5620-0141-101 & HIGHER
	5620H/5620HD/5620HL/5620HH/5620HLI/5621 ALL MACHINES
	5630-0015-104 & HIGHER
	5630H/5630HL/5631 ALL MACHINES



REF. NO.	PART NUMBER	DESCRIPTION	QTY
1	79203219	FLANGE BEARING 2 3/16"	1
2	79203336	SPACER PLATE	1
3	950-001-159	HEX HEAD CAP SCREW 1/2-13 X 2 1/2 GR. 5	4
4	034-05170	LOCK NUT 1/2-13	4

PART#	SERIAL#
79203244	5630-0014-103 & LOWER
2 3/16" SHAFT	
BEARING KIT	

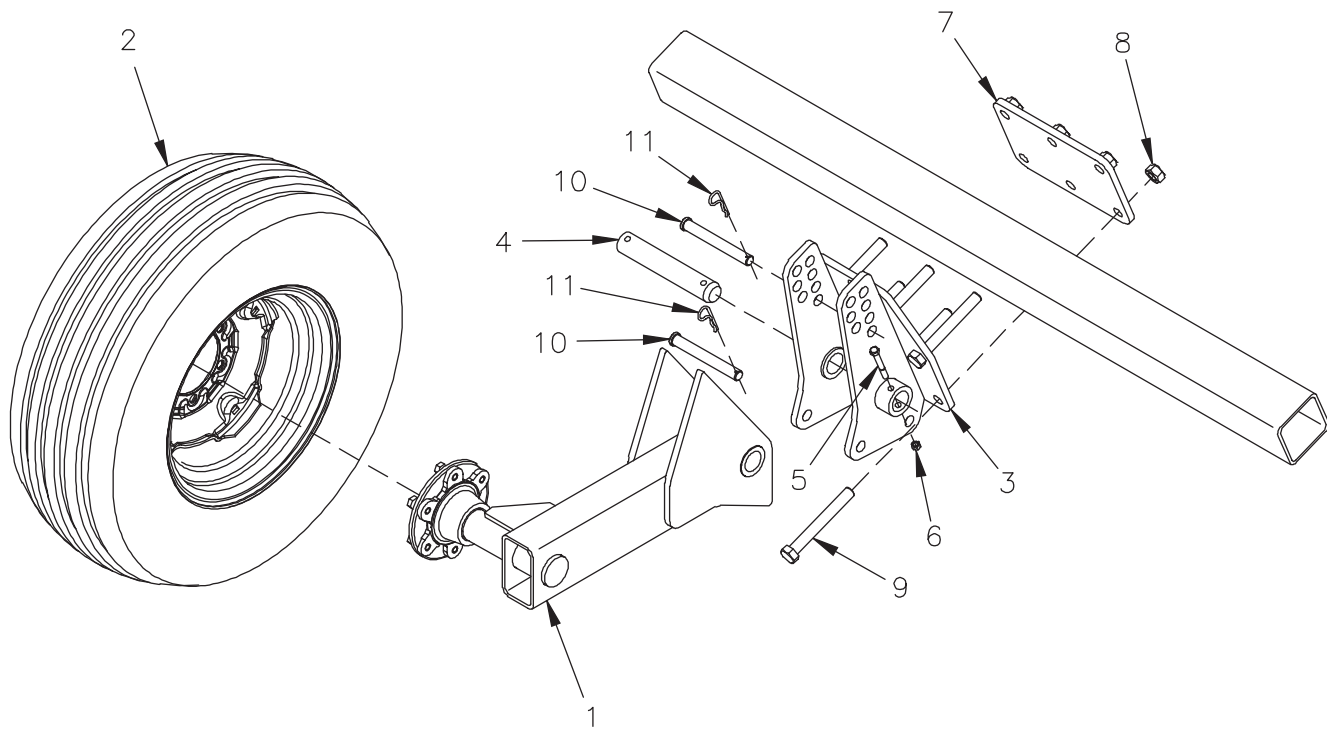


PART#	SERIAL#
79203219	5630-0015-104 & HIGHER
2 3/16" SHAFT	5630H/5630HL/5631 ALL MACHINES

SECTION 5

PIVOT TRACK WHEEL ASSEMBLY

5
S
C
S



*SEE SECTION 3 PAGE 26 FOR HUB/BEARING INFORMATION

DWG. NO. 7280

REF. NO.	PART NUMBER	DESCRIPTION	QTY.	REF. NO.	PART NUMBER	DESCRIPTION	QTY.
1	79204081	Wheel Leg Assembly	2	7	79204079	Mount Plate	2
2	79203351	Tire And Rim Ay 9.5Lx15 12 Ply	2	8	034-05173	Lock Nut 3/4-10	12
3	79204070	Pivot Weldment	2	9	950-001-152	Hex Head Cap Screw 3/4 x 6 Gr. 5	12
4	79204080	Pivot Pin	2	10	953-002-042	Pin Clevis 3/4 x 6	4
5	031-06112	Hex Head Cap Screw 3/8-16 x 2 3/4 Gr. 5	4	11	720-02303	Hair Pin Cotter 5/32 x 2 11/16	4
6	034-05168	Lock Nut 3/8-16 Uni-Torque	4				

